

SMD LED LAMP, BI-COLOR
BL-LS1311xx
■ Features:

- 3.5mmx2.8mm SMD, 1.9mm THICKNESS PLCC4 package
- BI-COLOR TYPE
- Compatible with automatic placement equipment
- WIDE VIEWING ANGLE.
- IDEAL FOR BACKLIGHT AND INDICATOR.
- PACKAGE: 2KPCS/REEL
- RoHs Compliance


■ Electrical-optical characteristics: (Ta=25°C) (Test Condition: IF=20mA)

Part Number	Chip			Lens Type	Forward Voltage(VF) Unit:V		Luminous Intensity (lv) Unit:mcd		Viewing Angle 2θ1/2 (deg)
	Emitted Color	Material	λ _p (nm)		Typ	Max	Min.	Typ.	
BL-LS1311EGC	Orange	GaAsP	640	Water Clear	2.10	2.60	50	80	120
	Green	GaP	568		2.30	2.70	28	50	
BL-LS1311UYUGC	Ultra Yellow	AlInGaP	590		2.10	2.60	50	120	
	Ultra Green	AlInGaP	575		2.20	2.70	50	80	
BL-LS1311UEUGC	Ultra Orange	AlInGaP	623		2.10	2.60	110	180	
	Ultra Green	AlInGaP	575		2.20	2.70	50	80	

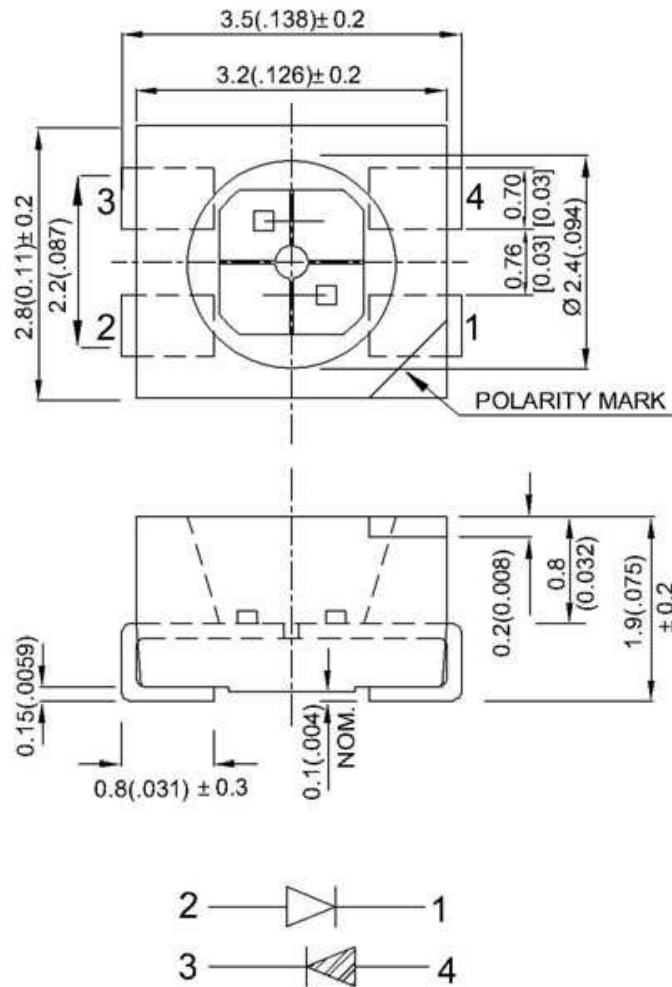
■ Absolute maximum ratings (Ta=25°C)

Parameter	Rating	Unit
Forward Current I _F	30	mA
Power Dissipation P _d	78	mW
Reverse Voltage V _R	5	V
Peak Forward Current I _{PF} (Duty 1/10 @1KHZ)	100	mA
Operation Temperature T _{OPR}	-30 to +80	°C
Storage Temperature T _{STG}	-40 to +85	°C
Lead Soldering Temperature T _{SOL}	Max.260±5°C for 3 sec Max. (1.6mm from the base of the epoxy bulb)	°C

SMD LED LAMP, BI-COLOR

BL-LS1311xx

■ **Package configuration & Internal circuit diagram**



30mm



Notes:

1. All dimensions are in millimeters (inches)
2. Tolerance is $\pm 0.25(0.01)$ unless otherwise noted.
3. Specifications are subject to change without notice.

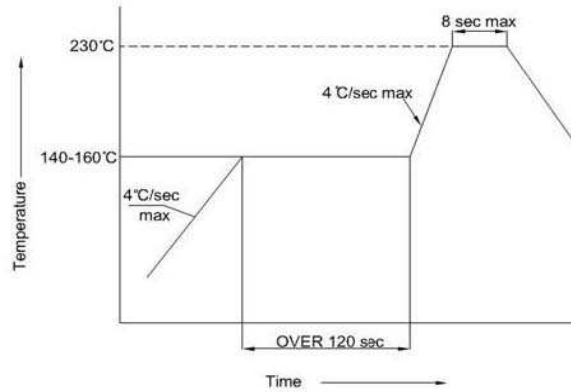
SMD LED LAMP, BI-COLOR

BL-LS1311xx

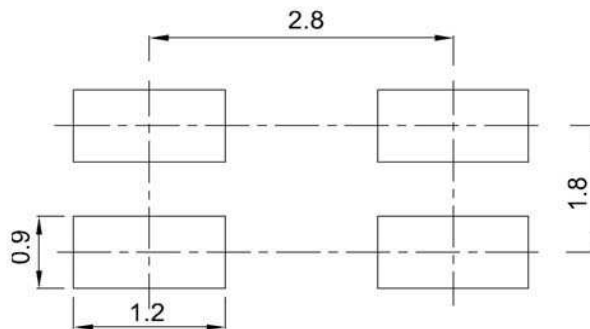
■ **Tape Specifications**

SMT Reflow Soldering Instructions

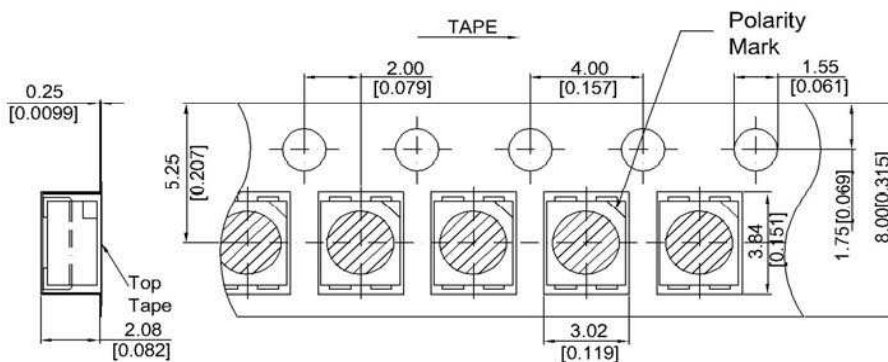
Number of reflow process shall be less than 2 times and cooling process to normal temperature is required between first and second soldering process.



Recommended Soldering Pattern
(Units : mm)



Tape Specifications
(Units : mm)



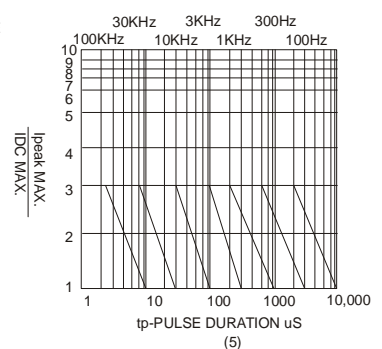
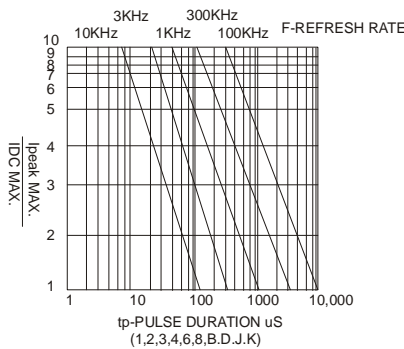
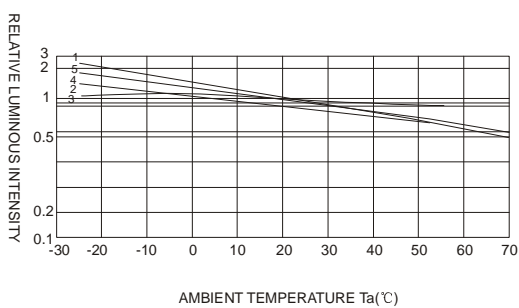
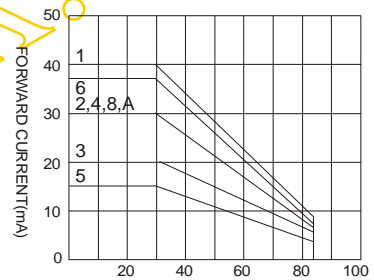
SMD LED LAMP, BI-COLOR

BL-LS1311xx

■ **Typical electrical-optical characteristics curves:**



- | | |
|---|--------------------------------------|
| (1) - GaAsP/GaAs 655nm/Red | (9) - GaAlAs 880nm |
| (2) - GaP 570nm/Yellow Green | (10) - GaAs/GaAs & GaAlAs/GaAs 940nm |
| (3) - GaAsP/GaP 585nm/Yellow | (A) - GaN/SiC 430nm/Blue |
| (4) - GaAsP/GaP 635nm/Orange & Hi-Eff Red | (B) - InGaN/SiC 470nm/Blue |
| (5) - GaP 700nm/Bright Red | (C) - InGaN/SiC 505nm/Ultra Green |
| (6) - GaAlAs/GaAs 660nm/Super Red | (D) - InGaN/SiC 525nm/Ultra Green |
| (8) - GaAsP/GaP 610nm/Super Red | |



NOTE:25°C free air temperature unless otherwise specified