


CXSH-4

**SURFACE MOUNT
SILICON SCHOTTKY
BARRIER RECTIFIER**



SOT-89 CASE

CentralTM
Semiconductor Corp.

DESCRIPTION:

The CENTRAL SEMICONDUCTOR CXSH-4 type is a Schottky barrier rectifier mounted in an epoxy molded case using a metal to silicon junction to yield low forward voltage drop. This device utilizes a single chip with anode connections made to PIN 1 and PIN 3.

MARKING CODE: FULL PART NUMBER

MAXIMUM RATINGS ($T_A=25^{\circ}\text{C}$)

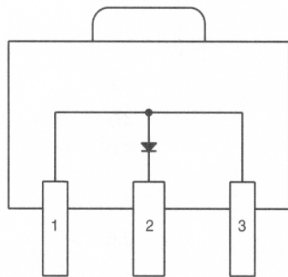
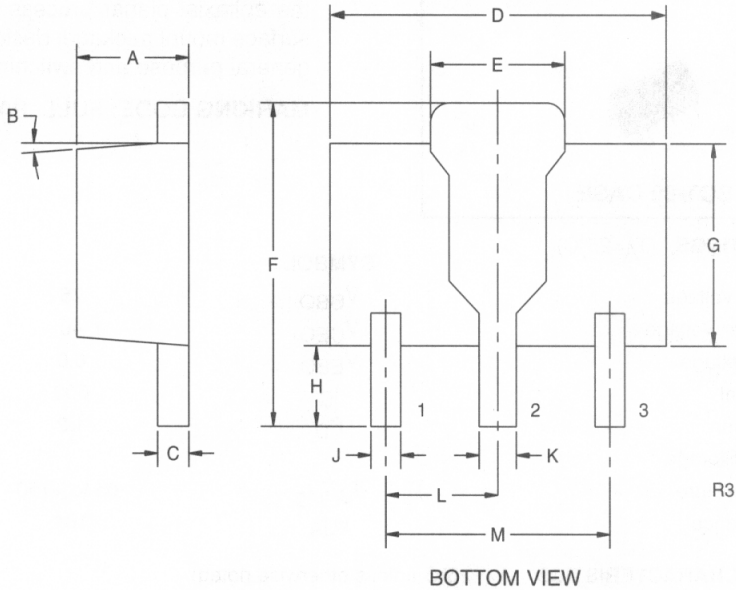
	SYMBOL		UNITS
Peak Repetitive Reverse Voltage	V_{RRM}	40	V
DC Blocking Voltage	V_R	40	V
RMS Reverse Voltage	$V_{R(RMS)}$	28	V
Average Forward Current	I_O	1.0	A
Peak Forward Surge Current (8.3ms, Non-Rep.)	I_{FSM}	10	A
Operating and Storage Junction Temperature	T_J, T_{stg}	-65 to +150	$^{\circ}\text{C}$

ELECTRICAL CHARACTERISTICS ($T_A=25^{\circ}\text{C}$ unless otherwise noted)

SYMBOL	TEST CONDITIONS	MIN	MAX	UNITS
I_R	$V_R=40\text{V}$		1.0	mA
I_R	$V_R=40\text{V}, T_A=100^{\circ}\text{C}$		10	mA
V_F	$I_F=1.0\text{A}$		0.55	V

**SURFACE MOUNT
SILICON SCHOTTKY
BARRIER RECTIFIER**

SOT-89 CASE - MECHANICAL OUTLINE



Bottom View
(Tab not shown)

SYMBOL	DIMENSIONS			
	INCHES		MILLIMETERS	
	MIN	MAX	MIN	MAX
A	0.055	0.067	1.40	1.70
B	4°		4°	
C	0.016	0.018	0.40	0.46
D	0.173	0.185	4.40	4.70
E	0.070	0.074	1.79	1.87
F	0.146	0.177	3.70	4.50
G	0.094	0.106	2.40	2.70
H	0.028	0.051	0.70	1.30
J	0.015	0.019	0.38	0.48
K	0.019	0.023	0.48	0.58
L	0.059		1.50	
M	0.118		3.00	

SOT-89 (REV: R3)

LEAD CODE:

- 1) ANODE
- 2) CATHODE
- 3) ANODE

**MARKING CODE:
FULL PART NUMBER**

PIN 2 IS COMMON TO THE TAB

DATA SHEETS