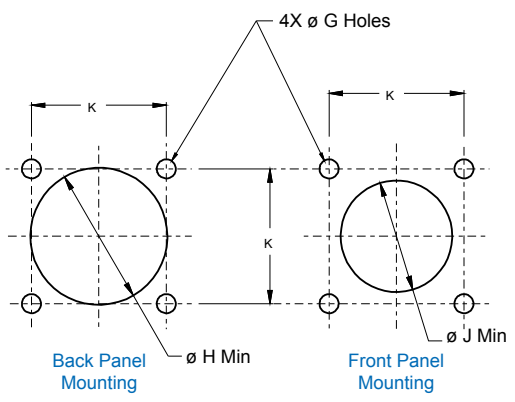
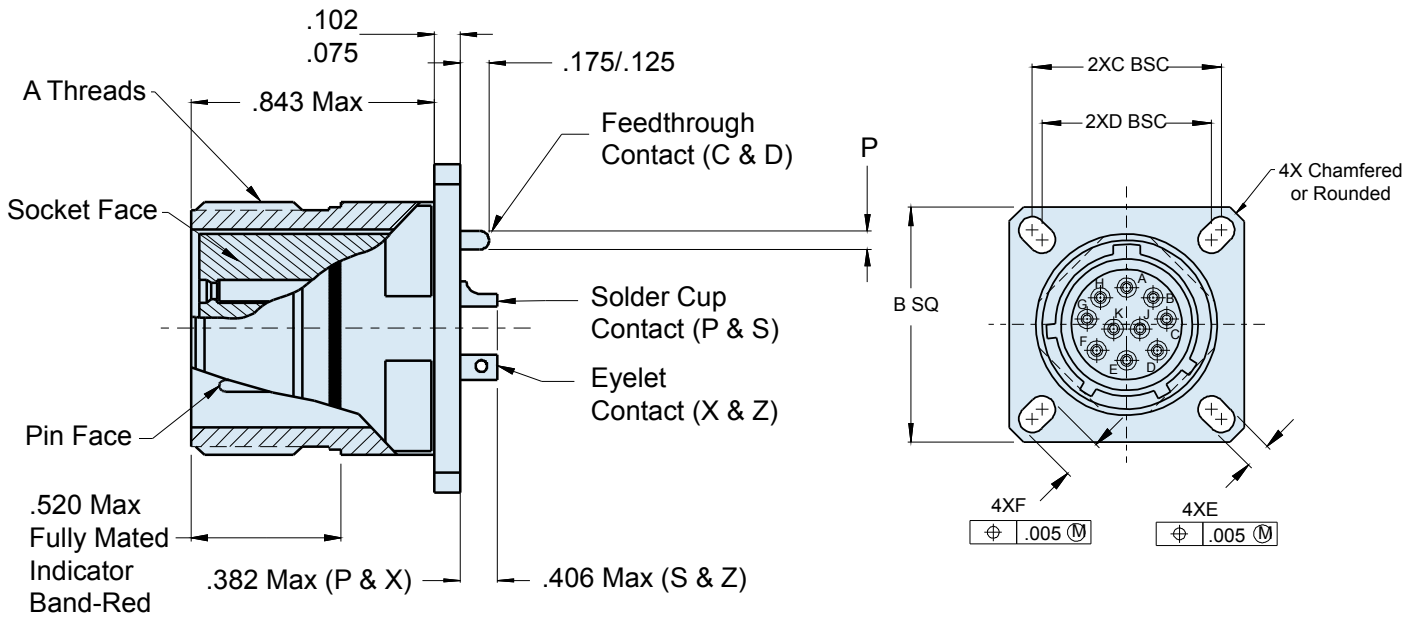
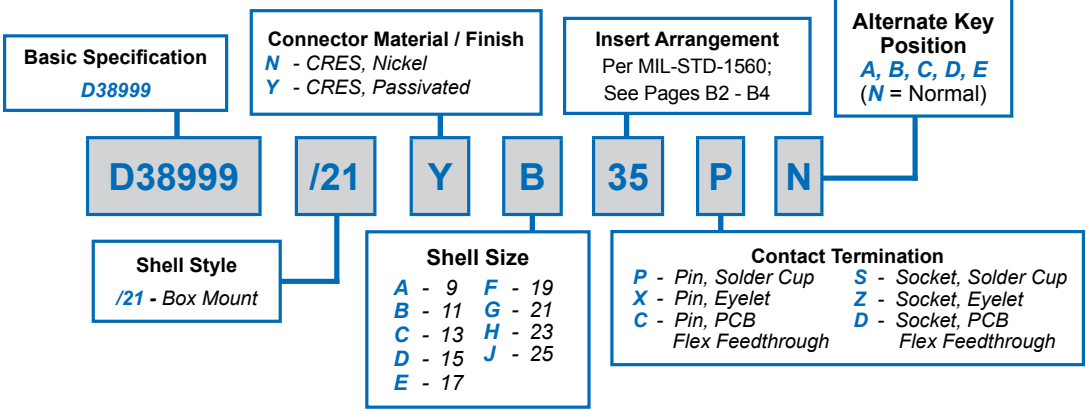




D38999/21 Box Mount Hermetic Receptacle MIL-DTL-38999 Series III

How To Order: *MS*

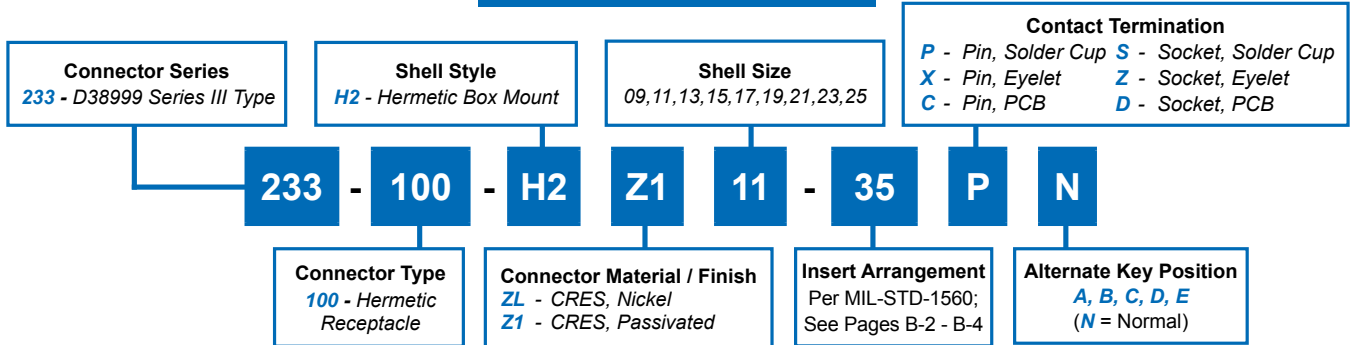


D38999/21 Box Mount Hermetic Receptacle MIL-DTL-38999 Series III



D38999 QPL
Hermetics

How To Order: Commercial



B

TABLE I: CONNECTOR DIMENSIONS

SHELL SIZE CODE	SHELL SIZE	A THREAD	B SQ ±.012(0.3)	C BSC	D BSC	E ±.008(0.2)	F ±.008(0.2)
A	9/09	.6250-.1P-.3L-TS-2A	.937(23.8)	.719(18.3)	.594(15.1)	.128(3.3)	.216(5.5)
B	11	.7500-.1P-.3L-TS-2A	1.031(26.2)	.812(20.6)	.719(18.3)	.128(3.3)	.194(4.9)
C	13	.8750-.1P-.3L-TS-2A	1.126(28.6)	.906(23.0)	.812(20.6)	.128(3.3)	.194(4.9)
D	15	1.0000-.1P-.3L-TS-2A	1.220(31.0)	.969(24.6)	.906(23.0)	.128(3.3)	.194(4.9)
E	17	1.1875-.1P-.3L-TS-2A	1.311(33.3)	1.062(27.0)	.969(24.6)	.128(3.3)	.194(4.9)
F	19	1.2500-.1P-.3L-TS-2A	1.437(36.5)	1.156(29.4)	1.062(27.0)	.128(3.3)	.194(4.9)
G	21	1.3750-.1P-.3L-TS-2A	1.563(39.7)	1.250(31.8)	1.156(29.4)	.128(3.3)	.194(4.9)
H	23	1.5000-.1P-.3L-TS-2A	1.689(42.9)	1.375(34.9)	1.250(31.8)	.154(3.9)	.242(6.1)
J	25	1.6250-.1P-.3L-TS-2A	1.811(46.0)	1.500(38.1)	1.375(34.9)	.154(3.9)	.242(6.1)

TABLE I (CONTINUED): CONNECTOR DIMENSIONS

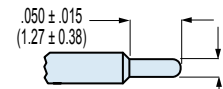
SHELL SIZE CODE	SHELL SIZE	Ø G HOLES ±.005(0.1)	Ø H MIN	Ø J MIN	K ±.005(0.1)
A	9/09	.128(3.3)	.656(16.7)	.516(13.1)	.719(18.3)
B	11	.128(3.3)	.781(19.8)	.625(15.9)	.812(20.6)
C	13	.128(3.3)	.921(23.4)	.750(19.1)	.906(23.0)
D	15	.128(3.3)	1.047(26.6)	.906(23.0)	.968(24.6)
E	17	.128(3.3)	1.218(30.9)	1.016(25.8)	1.062(27.0)
F	19	.128(3.3)	1.296(32.9)	1.142(35.9)	1.156(29.4)
G	21	.128(3.3)	1.421(36.1)	1.266(32.2)	1.250(31.8)
H	23	.154(3.9)	1.546(39.3)	1.375(34.9)	1.375(34.9)
J	25	.154(3.9)	1.672(42.5)	1.484(37.7)	1.500(38.1)

TABLE II: CONTACT SIZE

PRINTED CIRCUIT TAIL CONFIGURATIONS
CONTACT STYLE C AND D



SIZE 12 AND SIZE 16



SIZE 22D AND SIZE 20

Contact Size	Ø P
22D	.011 (0.28) .015 (0.38)
20	.024 (0.61) .028 (0.71)
16	.0635 (1.61) .0615 (1.56)
12	.095 (2.41) .093 (2.36)