

20 dB Bi-Directional Coupler

ZX30-20-462HP+

50Ω 2600 to 4600 MHz

The Big Deal

- High Power, 40 Watt
- Low insertion loss 0.3 dB typ.
- Miniature case size 1.0 x 0.8 inch
- Pass DC current



CASE STYLE: GW1052

Product Overview

The ZX30-20-462HP+ is a 20 dB high power bi-directional coupler that can pass up to 2A DC from input to output ports.

Internally, low loss dielectric material in a micro strip configuration utilizing ADS design software allow for low insertion loss, 0.3 dB, and excellent VSWR of 1.1 to 1 typical. Packaged in a miniature Unibody case allows for excellent grounding and heat transfer.

Key Features

Feature	Advantages
High Power Handling, 40W	Useful in applications for low power and high power requirements, including reliability destructive testing
Wide Frequency coverage, 2600 to 4600 MHz	Useful in many applications including WiMax
Excellent insertion loss and port matching	Provides signal sampling for high power transmitters with a minimum of signal loss and disturbance
Very flat coupling	Allows for accurate monitoring of signal power level
Miniature package	Allows for compact system packaging and provides highest maximum power / volume figure-of-merit



ISO 9001 ISO 14001 AS 9100 CERTIFIED

For detailed performance specs & shopping online see web site

P.O. Box 350166, Brooklyn, New York 11235-0003 (718) 934-4500 Fax (718) 332-4661 The Design Engineers Search Engine  Provides ACTUAL Data Instantly at minicircuits.com

IF/RF MICROWAVE COMPONENTS

Notes: 1. Performance and quality attributes and conditions not expressly stated in this specification sheet are intended to be excluded and do not form a part of this specification sheet. 2. Electrical specifications and performance data contained herein are based on Mini-Circuit's applicable established test performance criteria and measurement instructions. 3. The parts covered by this specification sheet are subject to Mini-Circuits standard limited warranty and terms and conditions (collectively, "Standard Terms"); Purchasers of this part are entitled to the rights and benefits contained therein. For a full statement of the Standard Terms and the exclusive rights and remedies thereunder, please visit Mini-Circuits' website at www.minicircuits.com/MCLStore/terms.jsp.

DC Pass

Bi-Directional Coupler

50Ω, 20dB Coupling, 40W 2600 to 4600 MHz

ZX30-20-462HP+



CASE STYLE: GW1052

Connectors	Model	Price	Qty.
SMA	ZX30-20-462HP+	\$119.95	(1-9)

+ RoHS compliant in accordance with EU Directive (2002/95/EC)

The +Suffix has been added in order to identify RoHS Compliance. See our web site for RoHS Compliance methodologies and qualifications.

Maximum Ratings

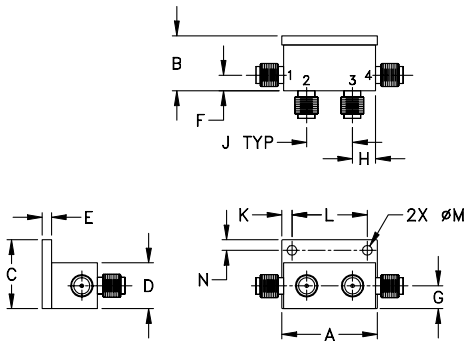
Operating Temperature	-40°C to 85°C
Storage Temperature	-55°C to 100°C
DC Current	2.0A

Permanent damage may occur if any of these limits are exceeded.

Coaxial Connections

INPUT	1
OUTPUT	4
COUPLED (forward)	2
COUPLED (reverse)	3

Outline Drawing



Outline Dimensions (inch/mm)

A	B	C	D	E	F	G
1.04	.60	.75	.50	.10	.17	.25
26.42	15.24	19.05	12.70	2.54	4.32	6.35
H	J	K	L	M	N	wt.
.25	.50	.11	.820	.106	.12	grams
6.35	12.70	2.79	20.83	2.69	3.05	21.0

Features

- wideband, usable from 2 to 5.2 GHz
- low mainline loss, 0.3 dB typ.
- high power, 40 watt.
- DC Current through input to output 2.0A Max. at 10 Watt RF input power.
- protected by US patent, 6,790,049
- low cost

Applications

- WiMax
- defense communications
- PCS/DCS
- cellular
- DECT
- Lab test

Electrical Specifications

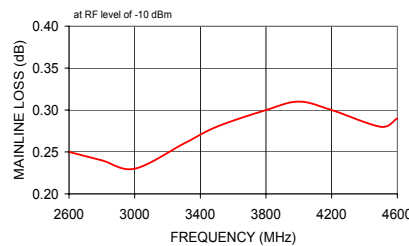
Parameter	Frequency (MHz)	Min.	Typ.	Max.	Units
Frequency Range		2600	—	4600	MHz
Coupling	2600-4600	—	19.3±0.8	—	dB
	3000-4200	—	19.3±0.8	—	
Coupling Flatness	2600-4600	—	—	±0.6	dB
	3000-4200	—	—	±0.4	
Mainline Loss ¹	2600-4600	—	0.35	0.6	dB
	3000-4200	—	0.35	0.6	
Directivity	2600-4600	12	20	—	dB
	3000-4200	14	25	—	
VSWR	2600-4600	—	1.2	—	:1
	3000-4200	—	1.2	—	
Input Power	2600-4600	—	—	40	W
	3000-4200	—	—	40	

1. Mainline loss includes theoretical power loss at coupled port.

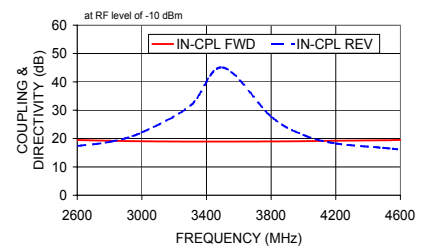
Typical Performance Data

Frequency (MHz)	Mainline Loss (dB) In-Out	Coupling (dB)		Directivity (dB)		Return Loss (dB)			
		In-Cpl Fwd	Out-Cpl Rev	Out-Cpl Fwd	In-Cpl Rev	In	Out	Cpl Fwd	Cpl Rev
2600.00	0.25	19.48	19.43	17.70	17.38	20.48	20.32	16.57	16.66
2800.00	0.24	19.24	19.21	19.31	18.83	25.39	25.24	17.34	17.46
3000.00	0.23	19.06	19.03	22.71	22.18	38.65	34.44	18.51	18.50
3300.00	0.26	18.93	18.87	32.80	31.58	28.54	26.31	21.09	20.97
3500.00	0.28	18.94	18.90	37.88	45.08	23.42	22.71	23.91	23.57
3800.00	0.30	19.01	18.99	26.13	27.76	20.93	20.59	33.06	33.55
4000.00	0.31	19.09	19.10	20.76	21.28	20.88	20.46	36.04	40.31
4200.00	0.30	19.23	19.18	18.35	18.29	22.37	22.10	26.56	27.56
4500.00	0.28	19.42	19.39	17.09	16.69	29.02	29.59	20.05	20.46
4600.00	0.29	19.52	19.47	17.13	16.11	33.27	37.32	18.77	19.22

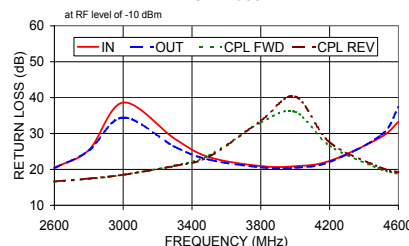
ZX30-20-462HP+ MAINLINE LOSS



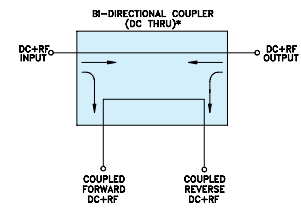
ZX30-20-462HP+ COUPLING & DIRECTIVITY



ZX30-20-462HP+ RETURN LOSS



Electrical Schematic



* ELECTRICAL SCHEMATIC IS FOR BI-DIRECTIONAL COUPLER WITHOUT INTERNAL TRANSFORMERS AND RESISTORS.

For detailed performance specs & shipping online see web site

Mini-Circuits
ISO 9001 ISO 14001 AS 9100 CERTIFIED

P.O. Box 350166, Brooklyn, New York 11235-0003 (718) 934-4500 Fax (718) 332-4661 The Design Engineers Search Engine Provides ACTUAL Data Instantly at minicircuits.com

Notes: 1. Performance and quality attributes and conditions not expressly stated in this specification sheet are intended to be excluded and do not form a part of this specification sheet. 2. Electrical specifications and performance data contained herein are based on Mini-Circuit's applicable established test performance criteria and measurement instructions. 3. The parts covered by this specification sheet are subject to Mini-Circuits standard limited warranty and terms and conditions (collectively, "Standard Terms"); Purchasers of this part are entitled to the rights and benefits contained therein. For a full statement of the Standard Terms and the exclusive rights and remedies thereunder, please visit Mini-Circuits' website at www.minicircuits.com/MCLStore/terms.jsp.

REV. A
M124708
ED-13790
ZX30-20-462HP+
WZ/CP/AM
090930
Page 2 of 2