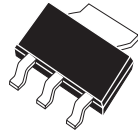


**CZR1-04**  
**SURFACE MOUNT**  
**HIGH VOLTAGE**  
**SILICON RECTIFIER**



**SOT-223 CASE**

# Central<sup>TM</sup>

**Semiconductor Corp.**

**DESCRIPTION:**

The CENTRAL SEMICONDUCTOR CZR1-04 type is a Silicon General Purpose Rectifier designed for applications requiring high voltage capability.

**MARKING: FULL PART NUMBER**

**MAXIMUM RATINGS:** ( $T_A=25^{\circ}\text{C}$ )

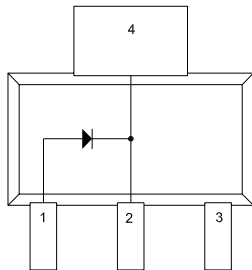
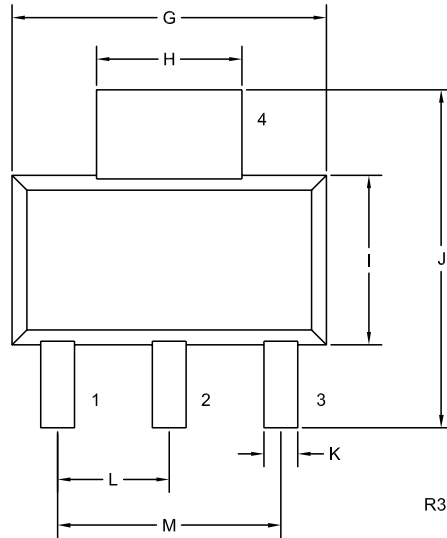
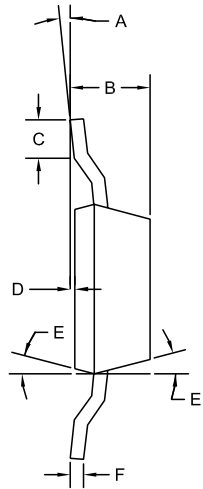
Reverse Voltage	
Peak Reverse Voltage	
Average Forward Current	
Peak Forward Surge Current, $t=10\text{ms}$	
Operating and Storage Junction Temperature	
Power Dissipation	
Thermal Resistance	

SYMBOL		UNITS
$V_R$	400	V
$V_{RM}$	400	V
$I_O$	1.0	A
$I_{FSM}$	10	A
$T_J, T_{stg}$	-65 to +150	$^{\circ}\text{C}$
$P_D$	2.0	W
$\Theta_{JA}$	62.5	$^{\circ}\text{C/W}$

**ELECTRICAL CHARACTERISTICS:** ( $T_A=25^{\circ}\text{C}$  unless otherwise noted)

SYMBOL	TEST CONDITIONS	MIN	TYP	MAX	UNITS
$I_R$	$V_R=400\text{V}$			1.0	$\mu\text{A}$
$I_R$	$V_R=400\text{V}, T_A=150^{\circ}\text{C}$			50	$\mu\text{A}$
$BV_R$	$I_R=100\mu\text{A}$	400			V
$V_F$	$I_F=1.0\text{A}$			1.2	V
$V_F$	$I_F=2.0\text{A}$			1.5	V
$t_{rr}$	$I_F=200\text{mA}, I_R=200\text{mA}, I_{RR}=20\text{mA}$		1.0		$\mu\text{s}$
$C_J$	$V_R=0\text{V}, f=1.0\text{MHz}$		26		pF

**SOT-223 CASE - MECHANICAL OUTLINE**



DIMENSIONS				
SYMBOL	INCHES		MILLIMETERS	
	MIN	MAX	MIN	MAX
A	0°	10°	0°	10°
B	0.059	0.071	1.50	1.80
C	0.018	--	0.45	--
D	0.000	0.004	0.00	0.10
E	15°		15°	
F	0.009	0.014	0.23	0.35
G	0.248	0.264	6.30	6.70
H	0.114	0.122	2.90	3.10
I	0.130	0.146	3.30	3.70
J	0.264	0.287	6.70	7.30
K	0.024	0.033	0.60	0.85
L	0.091		2.30	
M	0.181		4.60	

SOT-223 (REV: R3)

**LEAD CODE:**

- 1) ANODE
- 2) CATHODE
- 3) NO CONNECTION
- 4) CATHODE

Pin 2 and Pin 4 are common.

**MARKING:**

**FULL PART NUMBER**

R4 (25-August 2008)