


CZSH-4

**SURFACE MOUNT
SILICON SCHOTTKY
BARRIER RECTIFIER**



SOT-223 CASE

CentralTM
Semiconductor Corp.

DESCRIPTION:

The CENTRAL SEMICONDUCTOR CZSH-4 type is a schottky barrier rectifier mounted in an epoxy molded case using a metal to silicon junction to yield low forward voltage drop. The anode connections are made to PIN 1 and PIN 3.

MARKING CODE: FULL PART NUMBER

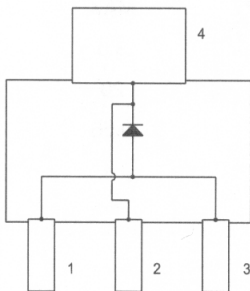
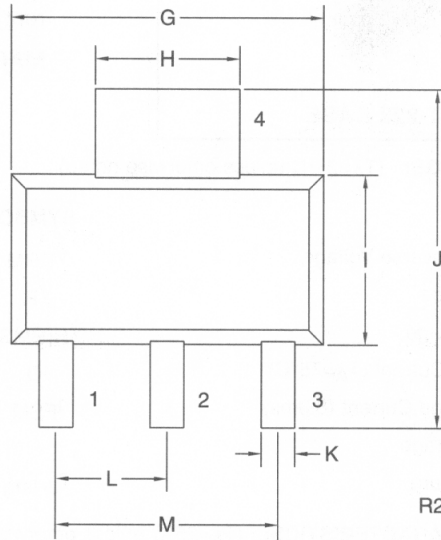
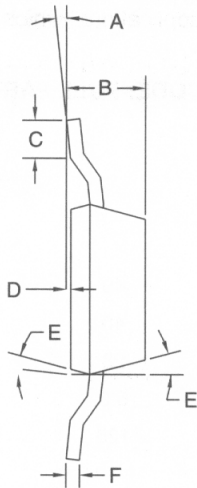
MAXIMUM RATINGS ($T_A=25^\circ\text{C}$)

	SYMBOL		UNITS
Peak Repetitive Reverse Voltage	V_{RRM}	40	V
DC Blocking Voltage	V_R	40	V
RMS Reverse Voltage	$V_{R(RMS)}$	28	V
Average Forward Current	I_O	2.0	A
Peak Forward Surge Current (8.3ms, Non-Rep.)	I_{FSM}	10	A
Operating and Storage Junction Temperature	T_J, T_{stg}	-65 to +150	$^\circ\text{C}$

ELECTRICAL CHARACTERISTICS ($T_A=25^\circ\text{C}$ unless otherwise noted)

SYMBOL	TEST CONDITIONS	MIN	MAX	UNITS
I_R	$V_R=40\text{V}$		1.0	mA
I_R	$V_R=40\text{V}, T_A=100^\circ\text{C}$		10	mA
V_F	$I_F=1.0\text{A}$		0.55	V
V_F	$I_F=2.0\text{A}$		0.60	V

SOT-223 CASE - MECHANICAL OUTLINE



SYMBOL	INCHES		MILLIMETERS	
	MIN	MAX	MIN	MAX
A	0°	7°	0°	7°
B	0.063	0.067	1.60	1.70
C	0.022		0.55	
D	0.001	0.004	0.03	0.10
E	15°		15°	
F	0.009	0.013	0.23	0.33
G	0.248	0.264	6.30	6.71
H	0.114	0.122	2.90	3.10
I	0.130	0.146	3.30	3.71
J	0.264	0.287	6.71	7.29
K	0.024	0.031	0.61	0.79
L	0.091		2.31	
M	0.181		4.60	

SOT-223 (REV: R2)

LEAD CODE:

- 1) ANODE
- 2) CATHODE
- 3) ANODE
- 4) CATHODE

**MARKING CODE:
FULL PART NUMBER**

DATA
SHEETS