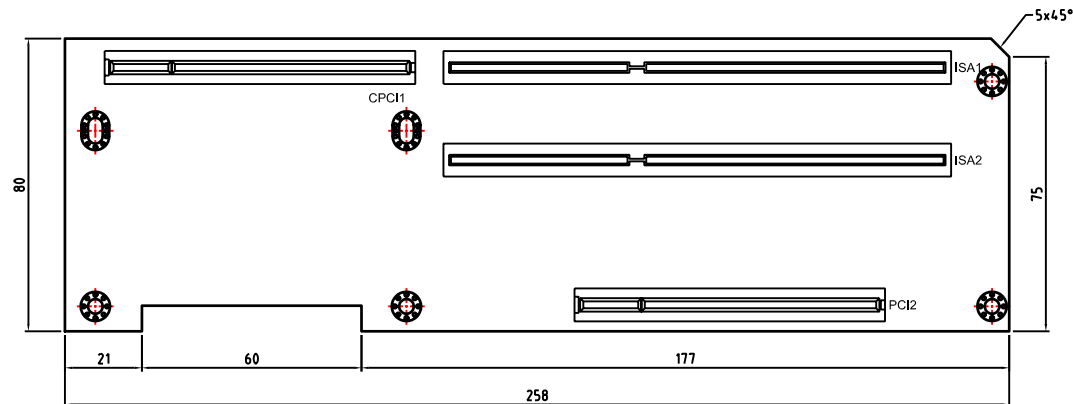
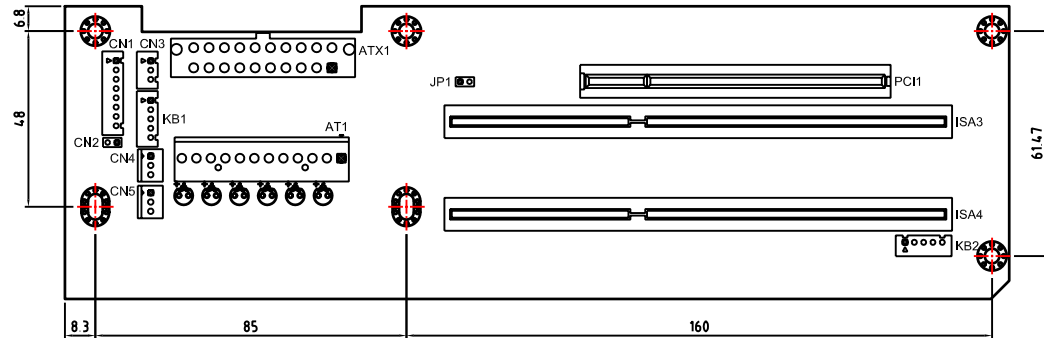
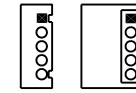


BP-206VG-P2



Keyboard (KB1,2)



- Pin1 : KB_CLOCK
- Pin2 : KB_DATA
- Pin3 : NC
- Pin4 : GND
- Pin5 : VCC

Fan (CN4,5)



- Pin1 : GND
- Pin2 : +12V
- Pin3 : NC

PS-ON (CN3)



- Pin1 : PS-ON
- Pin2 : GND
- Pin3 : +5VSB

Alarm (CN1)



- Pin1 : +5VSB
- Pin2 : +12V
- Pin3 : +3.3V
- Pin4 : -12V
- Pin5 : +5V
- Pin6 : SMB_CLK
- Pin7 : SMB_DATA
- Pin8 : GND

SMBus (CN2)



- Pin1 : SMB_CLK
- Pin2 : SMB_DATA

PCI Rounting Table

Slot	IDSEL	interrupt pin route				REQ
PCI1	P_AD31	INTB	INTC	INTD	INTA	P_#REQA
PCI2	P_AD30	INTC	INTD	INTA	INTB	P_#REQB

Note:

ATX Power Used:

1. PCI Slot 3.3V Power is Available
2. PICMG Slot 3.3V Power is Available PICMG
3. 3V Pin : A21,A27,A33,A39,A45,A53,B25,B31,B36,B41,B43,B54

AT Power Used:

1. No support for 3.3V PCI card when AT power supply is used
2. No support 3.3V Power for PICMG
3. If need 3.3V power , Must option JP1 Function