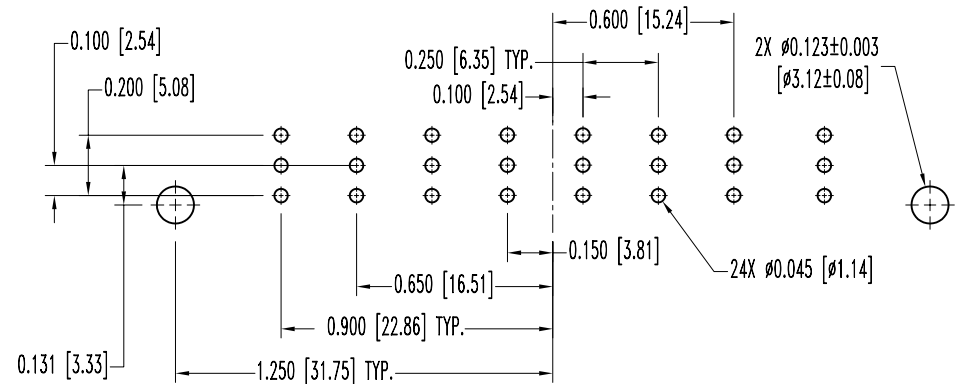
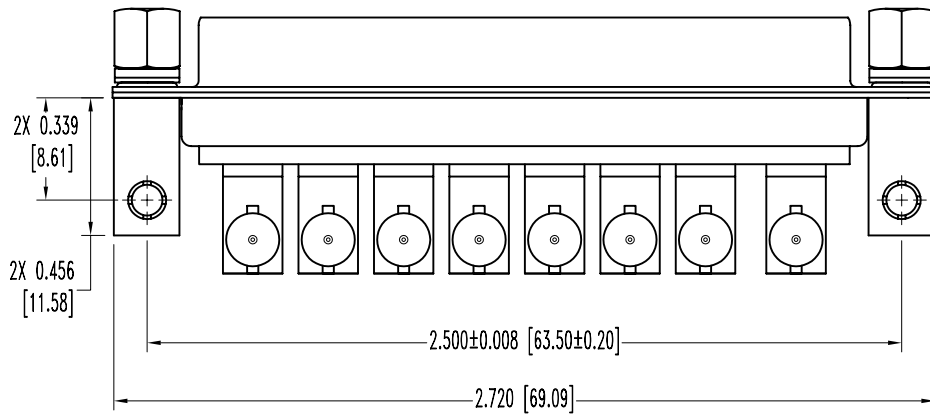
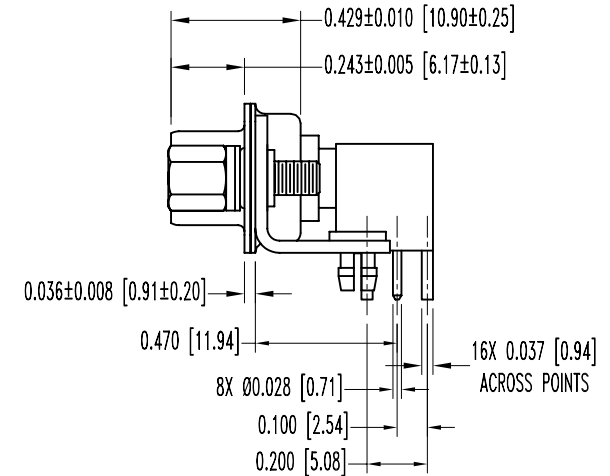
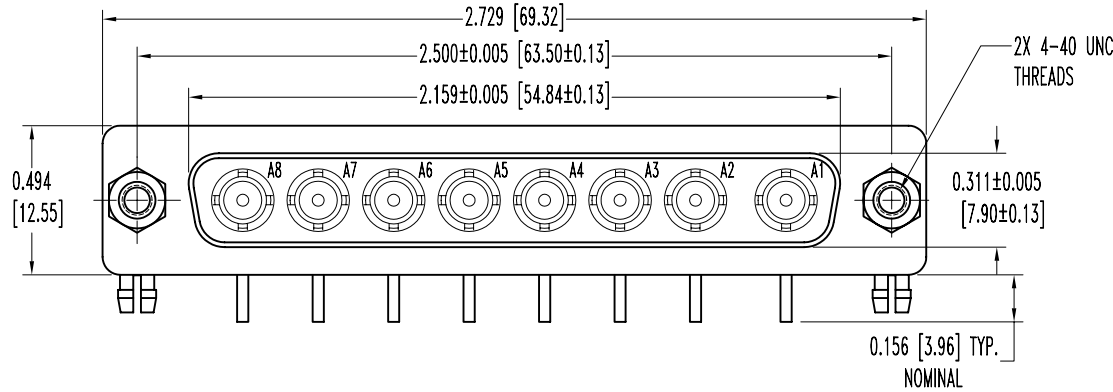


POSITRONIC INDUSTRIES BELIEVES THE DATA ON THIS DRAWING TO BE RELIABLE, SINCE THE TECHNICAL INFORMATION IS GIVEN FREE OF CHARGE, THE USER EMPLOYS SUCH INFORMATION AT HIS OWN DISCRETION AND RISK. POSITRONIC INDUSTRIES ASSUMES NO RESPONSIBILITY FOR RESULTS OBTAINED OR DAMAGES INCURRED FROM USE OF SUCH INFORMATION IN WHOLE OR IN PART.

DATE	REV	REVISION RECORD	APP	DR	CK
6-30-06	NC	ECO 26297		YK	



NOTES:

1. MATERIALS AND FINISHES:

INSULATOR: GLASS FILLED POLYESTER PER MIL-M-24519, UL 94V-0, COLOR BLUE.

SHELLS: STEEL, ZINC PLATE WITH CHROMATE SEAL.

SHIELDED CONTACTS: COPPER ALLOY WITH PTFE TEFLON INSULATOR.

PLATING: SIGNAL CONTACT: 0.0000030 [0.75µ] GOLD OVER NICKEL.

CONTACT BODY: GOLD FLASH OVER NICKEL.

JACKSCREWS: STEEL, ZINC PLATE WITH CHROMATE SEAL.

BRACKETS: BRASS, ZINC PLATE WITH CHROMATE SEAL.

PUSH ON FASTENERS: BERYLLIUM COPPER, TIN PLATE.

RIVETS: BRASS, ZINC PLATE WITH CHROMATE SEAL.

WASHERS: BRASS, ZINC PLATE WITH CHROMATE SEAL.

2. ELECTRICAL CHARACTERISTICS:

INITIAL CONTACT RESISTANCE: 0.008 OHMS MAXIMUM.

NOMINAL IMPEDANCE: 50 OHMS.

INSERTION LOSS: -0.46 dB AT 1 GHz

-1.5 dB AT 2 GHz.

VSWR: 1.15 AVERAGE AT 1 GHz

1.56 AVERAGE AT 2 GHz

INSULATOR RESISTANCE: 5 G OHMS.

WORKING VOLTAGE: 300 V r.m.s.

3. TEMPERATURE RANGE: -55°C TO +125°C.

4. CONNECTORS ARE ROHS COMPLIANT PER ROHS

DIRECTIVE 2002/95/EC OF 27 JAN 2003.

5. DIMENSIONS ARE IN INCHES [MILLIMETERS].

		POSITRONIC INDUSTRIES INC. www.connectpositronic.com	
		DECIMAL TOL. ± 0.015 [0.38]	SCALE N.T.S.
TITLE CBD SERIES		CBD8W8F85R7NT20/AA	
DATE 6-30-06	DRAWING NUMBER SK7692	REV. NC	