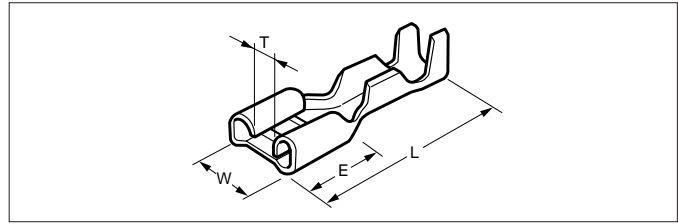


CHAIN TERMINAL Made in Belgium

STO series (Tab-on Straight) <Made in Belgium>



UL LISTED Listed file No. E70188 DIN 46247

Model No.	Standard	Applicable wire			Material	Finish	Dimensions(mm)					Q'ty / reel	
		mm ²	AWG #	Insulation O.D. (mm)			W	L	E	T	Material thickness		Mating tab thickness
STO-1.0-250N	UL LISTED	0.5 to 1.0	20 to 18	2.0 to 3.3	Brass	—	7.6	19.2	7.6	1.6	0.45	0.8	5,000
STO-1.0T-250N						Tin-plated							
STO-1.0-250NL *	UL LISTED	0.5 to 1.0	20 to 18	2.0 to 3.3	Brass	—	7.6	19.2	7.6	1.6	0.45	0.8	
STO-1.0T-250NL *						Tin-plated							
STO-2.5-250N	UL LISTED	1.0 to 2.5	18 to 14	2.7 to 4.3	Brass	—	7.6	19.2	7.6	1.6	0.45	0.8	5,000
STO-2.5T-250N						Tin-plated							
STO-2.5-250NL *	UL LISTED	1.0 to 2.5	18 to 14	2.7 to 4.3	Brass	—	7.6	19.2	7.6	1.6	0.45	0.8	
STO-2.5T-250NL *						Tin-plated							
STO-6.0-250N	UL LISTED	2.5 to 6.0	14 to 10	3.9 to 5.1	Brass	—	7.6	19.2	7.6	1.6	0.45	0.8	4,000
STO-6.0T-250N						Tin-plated							
STO-1.0-187N-5	UL LISTED	0.5 to 1.0	20 to 18	2.0 to 3.3	Brass	—	5.8	15.6	6.4	1.0	0.35	0.5	8,000
STO-1.0T-187N-5						Tin-plated							
STO-1.0-187N-8						—							
STO-1.0T-187N-8	Tin-plated												
STO-0.25-110N-5		0.1 to 0.25	26 to 24	1.3 to 1.5	Brass	—	3.7	14.5	6.2	0.3	0.25	0.5	15,000
STO-0.25T-110N-5						Tin-plated							
STO-0.25-110N-8						—							
STO-0.25T-110N-8	Tin-plated												
STO-0.5-110N-5	UL LISTED	0.25 to 0.5	24 to 20	1.5 to 2.0	Brass	—	3.7	14.5	6.2	0.3	0.25	0.5	15,000
STO-0.5T-110N-5						Tin-plated							
STO-0.5-110N-8						—							
STO-0.5T-110N-8	Tin-plated												
STO-1.0-110N-5	UL LISTED	0.5 to 1.0	20 to 18	2.0 to 3.3	Brass	—	3.7	14.5	6.2	0.3	0.25	0.5	15,000
STO-1.0T-110N-5						Tin-plated							
STO-1.0-110N-8						—							
STO-1.0T-110N-8	Tin-plated												
STO-1.0-110B-5		0.5 to 1.0	20 to 18	2.0 to 3.3	Brass	—	3.7	14.5	6.2	0.3	0.25	0.5	15,000
STO-1.0T-110B-5						Tin-plated							
STO-1.0-110B-8						—							
STO-1.0T-110B-8	Tin-plated												

RoHS compliance

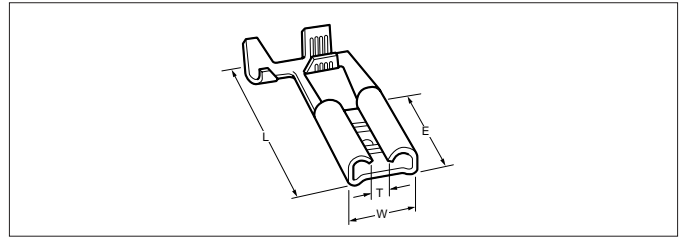
Note: 1. Terminals of phosphor bronze or nickel-silver are also available. Contact J.S.T. Belgium N.V. for details
2. *L=Low insertion force type.

Crimping machine, Applicator

Contact	Crimping machine	Applicator		
		Crimp applicator	Dies	Crimp applicator with dies
STO-0.25(T)-110N-5	AP-K2N	MK-L	MK/STO-0.25-110N	APLMK STO025-110N
STO-0.25(T)-110N-8			MK/STO-0.25-110N	APLMK STO025-110N
STO-0.5(T)-110N-5			MK/STO-0.5-110N	APLMK STO05-110N
STO-0.5(T)-110N-8			MK/STO-0.5-110N	APLMK STO05-110N
STO-1.0(T)-110N-5			MK/STO-1.0-110N	APLMK STO10-110N
STO-1.0(T)-110N-8			MK/STO-1.0-110N	APLMK STO10-110N
STO-1.0(T)-187N-5			MK/STO-1.0-187N	APLMK STO10-187N
STO-1.0(T)-187N-8			MK/STO-1.0-187N	APLMK STO10-187N
STO-1.0(T)-250N			MK/STO-1.0-250N	APLMK STO10-250N
STO-2.5(T)-250N			MK/STO-2.5-250N	APLMK STO25-250N
STO-6.0(T)-250N			MK/STO-6.0-250N	APLMK STO60-250N

CHAIN TERMINAL

SFO series (Tab-on flag) <Made in Belgium>



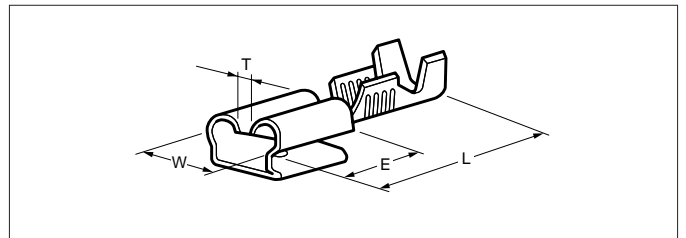
Listed file No. E70188 DIN 46346

Model No.	Standard	Applicable wire			Material	Finish	Dimensions(mm)						Q'ty / reel
		mm ²	AWG #	Insulation O.D. (mm)			W	L	E	T	Material thickness	Mating tab thickness	
SFO-1.0-250N		0.5 to 1.0	20 to 18	2.0 to 3.3	Brass	—	7.6	14.1	7.6	2.3	0.4	0.8	3,000
SFO-1.0T-250N						Tin-plated							
SFO-2.5-250N		1.0 to 2.5	18 to 14	2.7 to 4.3		—	14.2	7.6	2.3	0.4	0.8		
SFO-2.5T-250N						Tin-plated							

RoHS compliance

Note: Terminals of phosphor bronze or nickel-silver are also available. Contact J.S.T. Belgium N.V. for details.

SPB series (Tab-on piggyback) <Made in Belgium>



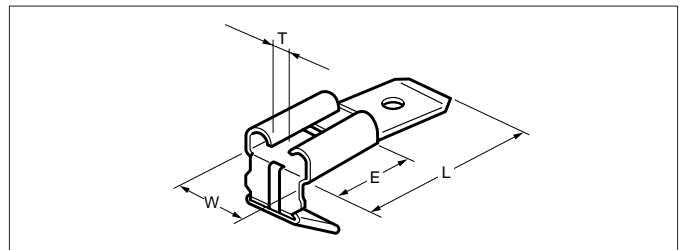
DIN 46345

Model No.	Standard	Applicable wire			Material	Finish	Dimensions(mm)						Q'ty / reel	
		mm ²	AWG #	Insulation O.D. (mm)			W	L	E	T	Material thickness	Mating tab thickness		
SPB-1.0-250N-S		0.5 to 1.0	20 to 18	2.0 to 3.3	Brass	—	7.6	19.0	7.7	2.2	0.39	0.8	1,300	
SPB-1.0T-250N-S						Tin-plated								
SPB-2.5-250N-S		1.0 to 2.5	18 to 14	2.7 to 4.3		Brass	—	7.6	19.0	7.7	2.2	0.39		0.8
SPB-2.5T-250N-S							Tin-plated							

RoHS compliance

Note: Terminals of phosphor bronze or nickel-silver are also available. Contact J.S.T. Belgium N.V. for details.

MPB series (Tab-on with two tabs) <Made in Belgium>



Listed file No. E70188 DIN 46347

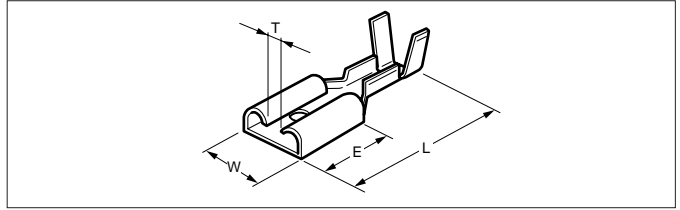
Model No.	Standard	Material	Finish	Dimensions(mm)							Q'ty / reel
				W	L	E	T	Material thickness	Tab thickness	Mating tab thickness	
MPB-250		Brass	—	7.6	18.3	7.5	2.4	0.39	0.8	0.8	10,000
MPB-T-250			Tin-plated								7,500

RoHS compliance

CHAIN TERMINAL

STI series (Tab-in, with dimple) <Made in Belgium>

DIN 46340

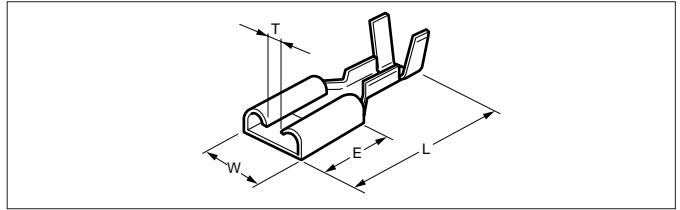


Model No.	Standard	Applicable wire			Material	Finish	Dimensions(mm)						Q'ty / reel
		mm ²	AWG #	Insulation O.D. (mm)			W	L	E	T	Material thickness	Mating tab thickness	
STI-1.0-250D		0.5 to 1.0	20 to 18	2.0 to 3.3	Brass	—	7.4	20.0	7.6	1.5	0.35	0.8	5,000
STI-1.0T-250D						Tin-plated							
STI-2.5-250D		1.0 to 2.5	18 to 14	2.7 to 4.3	Brass	—	7.4	20.0	7.6	1.5	0.35	0.8	4,000
STI-2.5T-250D						Tin-plated							

RoHS compliance

STI series (Tab-in, without dimple) <Made in Belgium>

DIN 46340

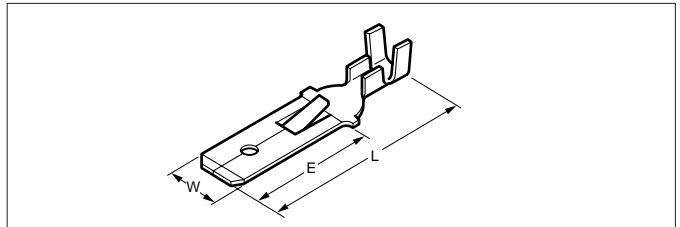


Model No.	Standard	Applicable wire			Material	Finish	Dimensions(mm)						Q'ty / reel
		mm ²	AWG #	Insulation O.D. (mm)			W	L	E	T	Material thickness	Mating tab thickness	
STI-1.0-250N		0.5 to 1.0	20 to 18	2.0 to 3.3	Brass	—	7.4	20.0	7.6	1.5	0.35	0.8	5,000
STI-1.0T-250N						Tin-plated							
STI-2.5-250N		1.0 to 2.5	18 to 14	2.7 to 4.3	Brass	—	7.4	20.0	7.6	1.5	0.35	0.8	4,000
STI-2.5T-250N						Tin-plated							

RoHS compliance

SIM series (Tab-in) <Made in Belgium>

DIN 46343



Model No.	Standard	Applicable wire			Material	Finish	Dimensions(mm)					Q'ty / reel
		mm ²	AWG #	Insulation O.D. (mm)			W	L	E	Material thickness	Tab thickness	
SIM-1.0-250D		0.5 to 1.0	20 to 18	2.0 to 3.3	Brass	—	6.3	28.0	16.0	0.39	0.82	4,000
SIM-1.0T-250D						Tin-plated						
SIM-1.0-250DU						—						
SIM-1.0T-250DU						Tin-plated						
SIM-2.5-250D		1.0 to 2.5	18 to 14	2.7 to 4.3	Brass	—	6.3	28.0	16.0	0.39	0.82	3,000
SIM-2.5T-250D						Tin-plated						
SIM-2.5-250DU						—						
SIM-2.5T-250DU						Tin-plated						

RoHS compliance

Note: Lance height $D = 2.3 \text{ mm}$ $DU = 2.7 \text{ mm}$...this dimension is not according to DIN.

CHAIN TERMINAL

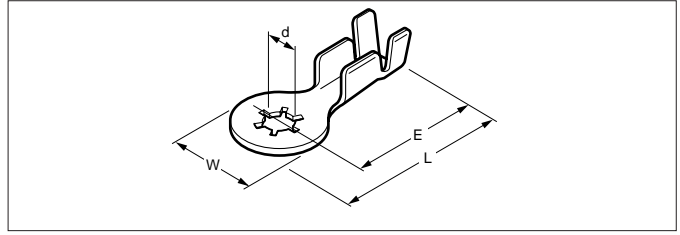
Crimping machine, Applicator

Contact	Crimping machine	Applicator		
		Crimp applicator	Dies	Crimp applicator with dies
SFO-1.0(T)-250N	AP-K2N	MKS-L-FO	MK/SFO-1.0-250N	APLMK SFO10-250N
SFO-2.5(T)-250N			MK/SFO-2.5-250N	APLMK SFO25-250N
SPB-1.0(T)-250N-S		MKS-L	MK/SPB-1.0-250NS	APLMK SPB1.0-250N
SPB-2.5(T)-250N-S			MK/SPB-2.5-250NS	APLMK SPB2.5-250N

Contact	Crimping machine	Applicator			
		Crimp applicator	Dies	Crimp applicator with dies	
SIM-1.0(T)-250D	AP-K2N	MK-L-IM	MK/SIM-1.0-250D	APLMK SIM1.0-250D	
SIM-2.5(T)-250D			MK/SIM-2.5-250D	APLMK SIM2.5-250D	
STI-1.0(T)-250D		MK-L		MK/STI-1.0-250D/N	APLMK STI1.0-250D/N
STI-1.0(T)-250N				MK/STI-1.0-250D/N	APLMK STI1.0-250D/N
STI-2.5(T)-250D				MK/STI-2.5-250D/N	APLMK STI2.5-250D/N
STI-2.5(T)-250N				MK/STI-2.5-250D/N	APLMK STI2.5-250D/N

CHAIN TERMINAL

SRT series <Made in Belgium>



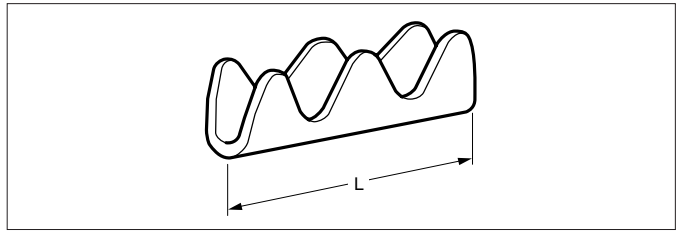
Recognized E42024

Certified LR20812

Model No.	Standard	Applicable wire			Material	Finish	Dimensions(mm)					Q'ty / reel
		mm ²	AWG #	Insulation O.D. (mm)			W	L	E	d (dia.)	Material thickness	
SRT-1.0T-M5S		0.5 to 1.0	20 to 18	2.0 to 3.3	Steel	Tin-plated	9.5	21.75	17.0	5.3	0.6	4,000
SRT-2.5T-M5S		1.0 to 2.5	18 to 14	2.7 to 4.3								

RoHS compliance

SPC series (Splice) <Made in Belgium>



Model No.	Standard	Applicable wire		Material	Finish	Dimensions(mm)		Q'ty / reel
		mm ²	AWG #			L	Material thickness	
SPC-1.0		0.5 to 1.0	20 to 18	Brass	—	6.0	0.25	30,000
SPC-1.0T					Tin-plated			
SPC-2.5	1.0 to 2.5	18 to 14	—		7.0			
SPC-2.5T			Tin-plated					

RoHS compliance

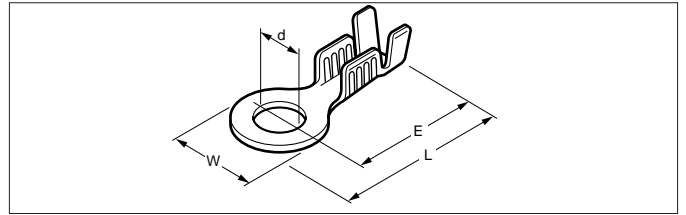
Note: The applicable wire size (total sectional area) above serves as a basic guideline. Before use, the performance of this connector must be tested with the wire that is to be used.

Crimping machine, Applicator

Contact	Crimping machine	Applicator		
		Crimp applicator	Dies	Crimp applicator with dies
SRT-1.0T/N-M5S	AP-K2N	MK-L	MK/SRT-1.0	APLMK SRT1.0-M5
SRT-2.5T/N-M5S			MK/SRT-2.5	APLMK SRT2.5-M5
SPC-1.0(T)		MK-L-PC	MK/SPC-1.0	APLMK SPC1.0
SPC-2.5(T)			MK/SPC-2.5	APLMK SPC2.5

CHAIN TERMINAL

SRB series (With insulation grip) <Made in Belgium>



UL LISTED Listed file No. E42024 DIN 46225 (except *-marked items)

Model No.	Standard	Applicable wire			Material	Finish	Dimensions(mm)					Q'ty / reel	
		mm ²	AWG #	Insulation O.D. (mm)			W	L	E	d (dia.)	Material thickness		
SRB-1.0-M3	UL LISTED	0.5 to 1.0	20 to 18	2.0 to 3.3	Brass	—	8.0	21.0	17.0	0.6	5.3	5,000	
SRB-1.0T-M3						Tin-plated							
SRB-1.0-M3-W9.5 *						—	9.5	21.75					4,000
SRB-1.0T-M3-W9.5 *						Tin-plated							
SRB-2.5-M3	UL LISTED	1.0 to 2.5	18 to 14	2.7 to 4.3	Brass	—	8.0	21.0					
SRB-2.5T-M3						Tin-plated							
SRB-2.5-M3-W9.5 *						—	9.5	21.75				4,000	
SRB-2.5T-M3-W9.5 *						Tin-plated							
SRB-1.0-M4	UL LISTED	0.5 to 1.0	20 to 18	2.0 to 3.3	Brass	—	8.0	21.0					
SRB-1.0T-M4						Tin-plated							
SRB-1.0-M4-W9.5 *						—	9.5	21.75				4,000	
SRB-1.0T-M4-W9.5 *						Tin-plated							
SRB-2.5-M4	UL LISTED	1.0 to 2.5	18 to 14	2.7 to 4.3	Brass	—	8.0	21.0					
SRB-2.5T-M4						Tin-plated							
SRB-2.5-M4-W9.5 *						—	9.5	21.75	4,000				
SRB-2.5T-M4-W9.5 *						Tin-plated							
SRB-1.0-M5-W8 *	UL LISTED	0.5 to 1.0	20 to 18	2.0 to 3.3	Brass	—	8.0	21.0					
SRB-1.0T-M5-W8 *						Tin-plated							
SRB-1.0-M5						—	9.5	21.75	4,000				
SRB-1.0T-M5						Tin-plated							
SRB-2.5-M5-W8 *	UL LISTED	1.0 to 2.5	18 to 14	2.7 to 4.3	Brass	—	8.0	21.0					
SRB-2.5T-M5-W8 *						Tin-plated							
SRB-2.5-M5						—	9.5	21.75	4,000				
SRB-2.5T-M5						Tin-plated							
SRB-1.0-M6 *	UL LISTED	0.5 to 1.0	20 to 18	2.0 to 3.3	Brass	—	9.5	21.75		6.5	4,000		
SRB-1.0T-M6 *						Tin-plated							
SRB-2.5-M6 *	UL LISTED	1.0 to 2.5	18 to 14	2.7 to 4.3	Brass	—	9.5	21.75	6.5	4,000			
SRB-2.5T-M6 *						Tin-plated							

RoHS compliance

Crimping machine, Applicator

Contact	Crimping machine	Applicator		
		Crimp applicator	Dies	Crimp applicator with dies
SRB-1.0(T)-M3/4	AP-K2N	MK-L	MK/SRB-1.0-W8	APLMK SRB10-W8
SRB-1.0(T)-M5-W8			MK/SRB-1.0-W8	APLMK SRB10-W8
SRB-1.0(T)-M3/4-W9.5			MK/SRB-1.0-W9.5	APLMK SRB10-W9.5
SRB-1.0(T)-M5/6			MK/SRB-1.0-W9.5	APLMK SRB10-W9.5
SRB-2.5(T)-M3/4			MK/SRB-2.5-W8	APLMK SRB25-W8
SRB-2.5(T)-M5-W8			MK/SRB-2.5-W8	APLMK SRB25-W8
SRB-2.5(T)-M3/4-W9.5			MK/SRB-2.5-W9.5	APLMK SRB25-W9.5
SRB-2.5(T)-M5/6			MK/SRB-2.5-W9.5	APLMK SRB25-W9.5

- * RoHS compliant products are published.
- * Refer to "General Instruction and Notice when using Terminals and Connectors" at the end of this catalog.
- * Contact JST for details.