

VOLTAGE CONTROLLED OSCILLATOR


SURFACE MOUNT MODEL: DCO80100-3

OPTIMIZED BANDWIDTH

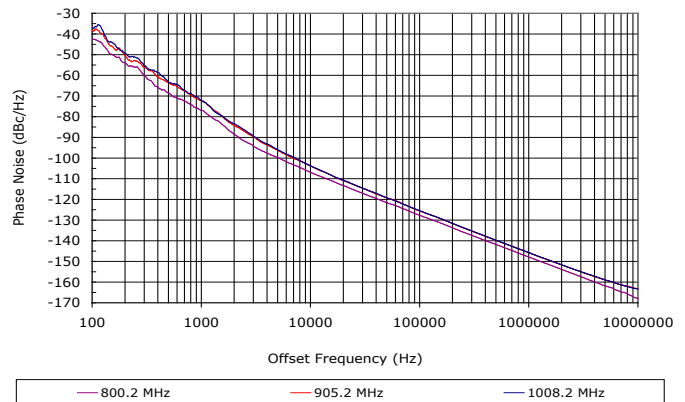
800 - 1000 MHz

FEATURES:

- ▶ Miniature Size, Surface Mount (0.3" x 0.3")
- ▶ Superb Phase Noise Performance
- ▶ Fast Tuning
- ▶ Planar Resonator Construction



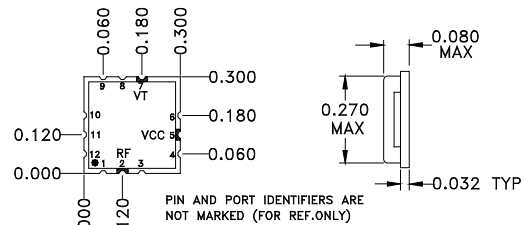
Phase Noise



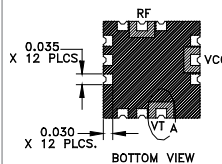
SPECIFICATIONS (Rev. A 12/07/09)

Frequency	800 - 1000 MHz	
Tuning Voltage	0 - 3.0 V	
Bias Voltage	+3 VDC @ 15 mA (Max.)	
Output Power	+1 dBm (Min.)	
Tuning Sensitivity	70 - 105 MHz/V (Typ.)	
Output Impedance	50 Ohms (Nom.)	
Harmonic Suppression	12 dB (Typ.)	
Frequency Pulling	3.5 MHz (Typ. @ 1.75:1 VSWR)	
Frequency Pushing	15 MHz/V (Typ.)	
Tuning Port Capacitance	45 pF (Typ.)	
Typical Phase Noise	Offset	dBc/Hz
	10 kHz	-105
	100 kHz	-126
Operating Temperature Range	-40 to +85 °C	

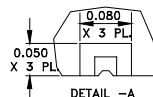
Package # 343



TOP VIEW

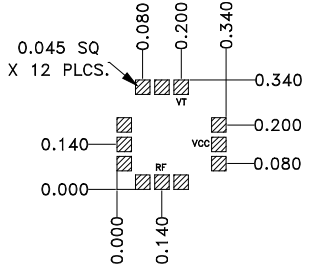


BOTTOM VIEW



DETAIL -A

RECOMMENDED PCB LAYOUT



PACKAGE MOUNTING: SEE APPLICATION NOTE AN7300

TOLERANCES ON THREE DECIMAL PLACES = ± 0.015

DIMENSIONS ARE IN INCHES. ALL UNLABELED PINS TO BE GROUNDING.

This product is manufactured under one or more of the following patents: Approved: 5,160,810; 5,122,621; 5,390,349; 5,416,449; 5,650,754; 5,805,431; 6,525,623; 6,850,575; 7,088,189; 7,180,381; 7,196,591; 7,262,670; 7,265,642; 7,292,113; 7,365,612; 7,495,525; 2,548,311; 2,548,317; 7,545,229; 7,580,693; 7,586,381; 7,605,670; 7,636,021; 2,533,623 | Pending: 60/493075; 60/501371 & 60/501790; 60/527957 & 60/528670; 60/563481; 60/564173; 60/589090; 60/601823; 60/605791; EV31369834; 11/259766; 60/622485 & 60/710310; 10/937525/60/736901; 60/732787; 7,495,525; 2,548,311; 2,548,317; 7,545,229; 2,563,174; 7,580,693; 7,612,296; 2,524,751

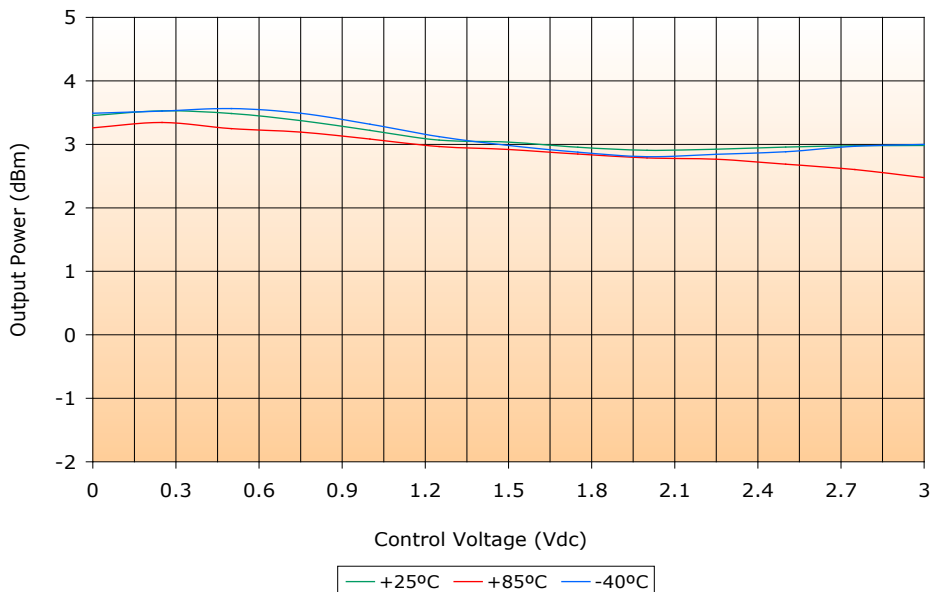
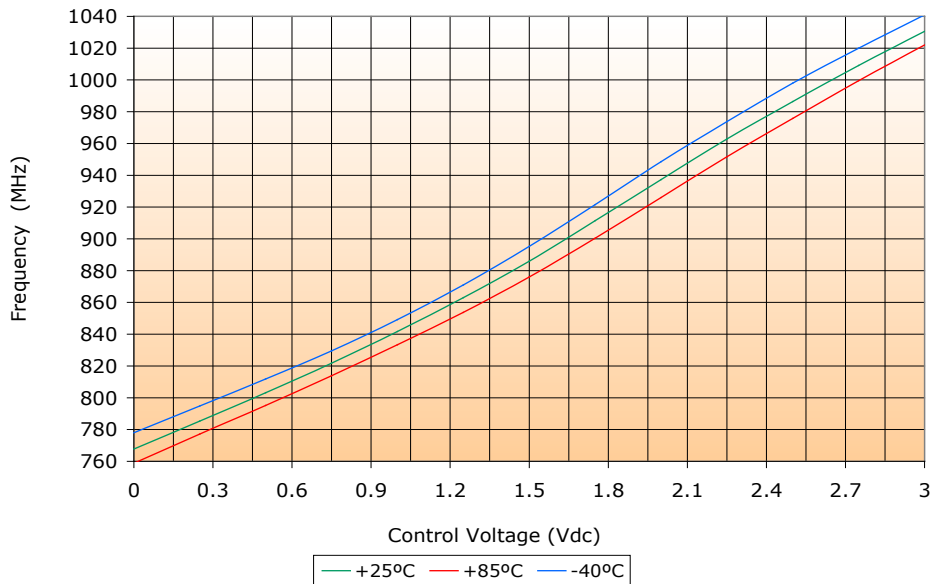
VOLTAGE CONTROLLED OSCILLATOR

SURFACE MOUNT MODEL: DCO80100-3

OPTIMIZED BANDWIDTH

800 - 1000 MHz

PERFORMANCE PLOTS



This product is manufactured under one or more of the following patents: Approved: 5,160,810; 5,122,621; 5,390,349; 5,416,449; 5,650,754; 5,805,431; 6,525,623; 6,850,575; 7,088,189; 7,180,381; 7,196,591; 7,262,670; 7,265,642; 7,292,113; 7,365,612; 7,495,525; 2,548,311; 2,548,317; 7,545,229; 7,580,693; 7,586,381; 7,605,670; 7,636,021; 2,533,623 | Pending: 60/493075; 60/501371 & 60/501790; 60/527957 & 60/528670; 60/563481; 60/564173; 60/589090; 60/601823; 60/605791; EV31369834; 11/259766; 60/622485 & 60/710310; 10/937525/60/736901; 60/732787; 7,495,525; 2,548,311; 2,548,317; 7,545,229; 2,563,174; 7,580,693; 7,612,296; 2,524,751

Copyright © Synergy Microwave Corporation
 201 McLean Boulevard • Paterson, New Jersey 07504 USA • Tel: (973) 881-8800 • Fax: (973) 881-8361
 E-Mail: sales@synergymw.com • World Wide Web: http://www.synergymw.com



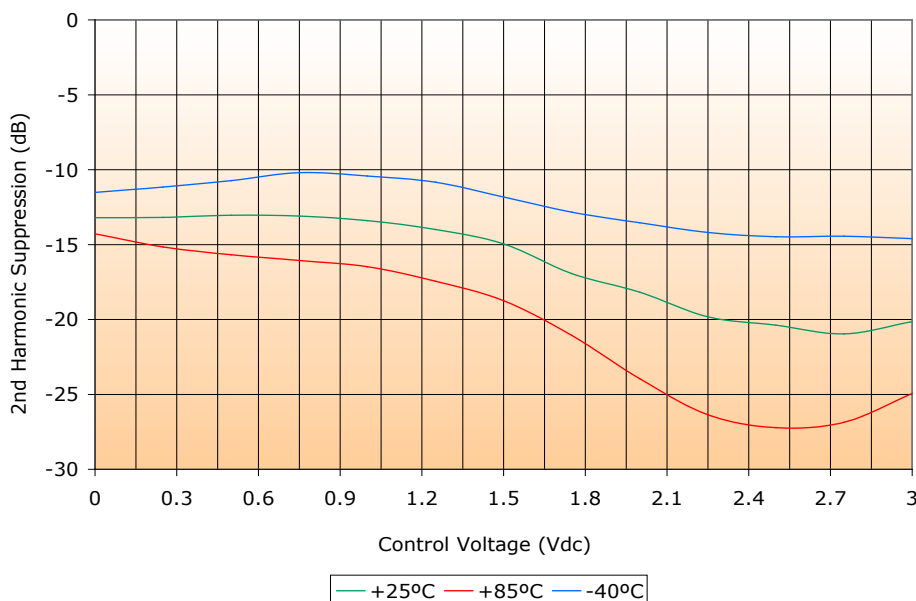
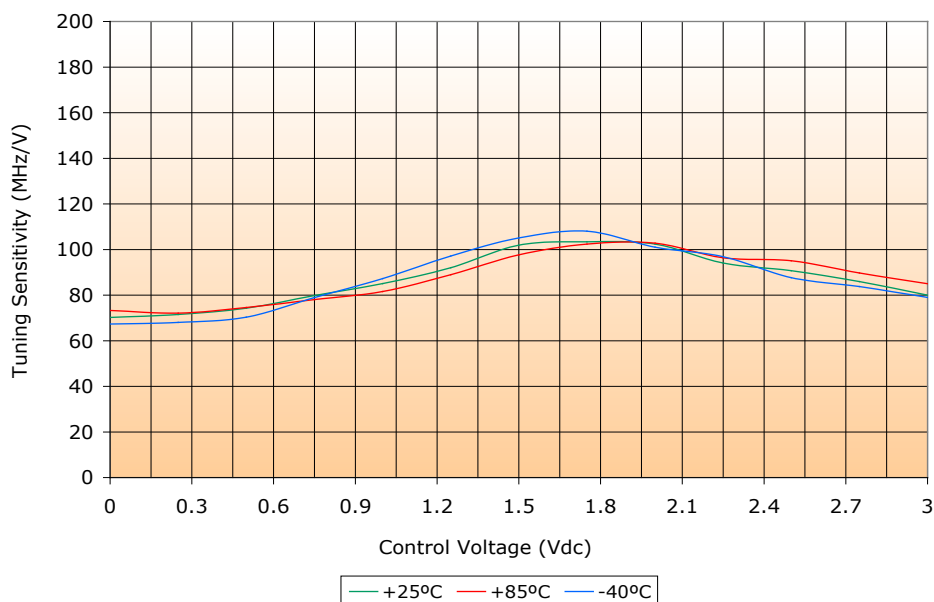
VOLTAGE CONTROLLED OSCILLATOR

SURFACE MOUNT MODEL: DCO80100-3

OPTIMIZED BANDWIDTH

800 - 1000 MHz

PERFORMANCE PLOTS



This product is manufactured under one or more of the following patents. Approved: 5,160,810; 5,122,621; 5,390,349; 5,416,449; 5,650,754; 5,805,431; 6,525,623; 6,850,575; 7,088,189; 7,180,381; 7,196,591; 7,262,670; 7,265,642; 7,292,113; 7,365,612; 7,495,525; 2,548,311; 2,548,317; 7,545,229; 7,580,693; 7,586,381; 7,605,670; 7,636,021; 2,533,623 | Pending: 60/493075; 60/501371 & 60/501790; 60/527957 & 60/528670; 60/563481; 60/564173; 60/589090; 60/601823; 60/605791; EV31369834; 11/259766; 60/622485 & 60/710310; 10/937525/60/736901; 60/732787; 7,495,525; 2,548,311; 2,548,317; 7,545,229; 2,563,174; 7,580,693; 7,612,296; 2,524,751