
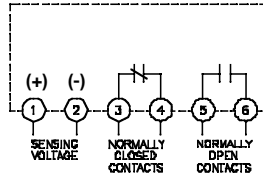


**WILMAR™ Protective Relays – WUV/WOV DC Series**



**Note:** Dimensions in inches. Multiply values by 25.4 for dimensions in mm.



PRODUCT SPECIFICATIONS	
Part Number	WOV/WUV
Nominal Voltage .....	12 VDC to 560 VDC
Drop-out Point (u/v models) .....	70-100% of nominal voltage, screwdriver adjustable
Pick-Up Point (o/v models) .....	100-125% of nominal voltage, screwdriver adjustable
Output Contacts .....	One set N.O., One set N.C.
Contact Ratings .....	5 amp resistive at 120 VAC or 28 VDC
Operating Temperature Range .....	-40°C to +75°C
Temperature Effects .....	Less than 1% voltage drift over the temperature range.
Power Consumption .....	12 to 60 VDC models: 1 W max. 120 to 305 VDC models: 2 W max. 405 to 470 VDC models: 3 W max. 560 VDC Model: 4 W max.
Time Delay .....	A short duration delay is provided to prevent nuisance tripping due to momentary dips or surges in voltage. The drop-out delay, following a voltage fault is 75 to 100 milliseconds

**Notes:**

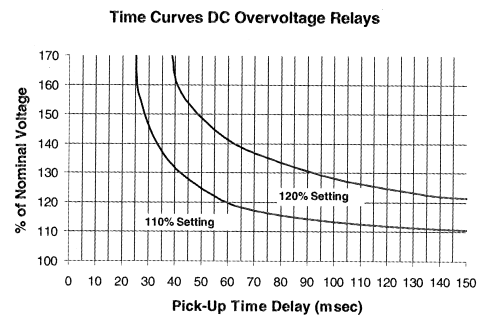
1. Remove black screws for access to the O/V and U/V trip adjustment.
2. Clockwise rotation of the adjustment potentiometer will raise the voltage trip point.
3. The adjustments are by means of a single turn potentiometer. Use a small screwdriver and do not force beyond the limit stops.

**Function:**

- ANSI/IEEE C37.90-1978

**Undervoltage Models** - The relay is energized at normal voltage, N.C. contacts will open and N.O. contacts will close. The relay will de-energize when the voltage drops below the U/V set point.

**Overvoltage Models** - The relay is de-energized at normal voltage, N.C. contacts are closed and N.O. contacts are open. The relay will energize when the voltage rises above the O/V set point.



**PART NUMBER SELECTION**

Sample Part No. **WOV-12DC-A**

Type: \_\_\_\_\_  
 WOV - Overvoltage  
 WOUV - Undervoltage

Line Voltage VDC \_\_\_\_\_  
 12DC      125DC  
 18DC      240DC  
 24DC      250DC  
 28DC      305DC  
 32DC      405DC  
 48DC      430DC  
 60DC      470DC  
 120DC     560DC

- Options: \_\_\_\_\_
- Blank - Standard
  - A = 2 Form A Contacts
  - B = 2 Form B Contacts
  - H = 125 VDC Contacts
  - P = Transient Protection

**Transient Protection** - All voltage relays will withstand momentary voltage surges of twice the nominal rated input voltage (standard).

Option "P" provides additional transient protection which complies with the requirements of ANSI/IEEE C37.90-1978

Consult factory for additional models.