


Precision Metal Film Resistors

PR series

- Low cost precision resistors
- Tolerances down to $\pm 0.1\%$
- TCR down to 15ppm/ $^{\circ}\text{C}$



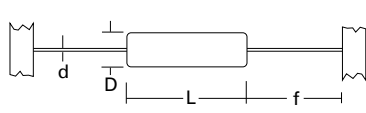
Electrical Data

		PR4	PR5
Power rating at 70°C	watts	0.25	0.5
Resistance range	ohms	100R – 240K	100R – 1M
Limiting element voltage	volts	250	350
TCR*	ppm/ $^{\circ}\text{C}$	25	25
Resistance tolerance	%	0.1, 0.25, 0.5, 1	0.1, 0.25, 0.5, 1
Standard values		E192	E192
Thermal impedance	$^{\circ}\text{C}/\text{watt}$	140	112
Ambient temperature range	$^{\circ}\text{C}$	-55 to 155	

*15ppm/ $^{\circ}\text{C}$ available by request

Physical Data

Dimensions (mm) & Weight (g)							
Type	L Max	D Max	f min	d nom	centres	PCB mounting radius	Min. bend Wt.nom
PR4	6.2	2.5	21	0.6	10.2	0.6	0.3
PR5	9.0	3.6	19.6	0.8	12.7	1.2	0.5



Construction

The resistance element is a precisely controlled thin film of metal alloy sputtered on to a high purity ceramic core, protected by a moisture-resistant, high dielectric strength coating applied so that terminations remain completely clear.

This permits a well defined body length (clean lead to clean lead dimension L).

Terminations

Material Strength

Solder-coated copper wire. The terminations meet the requirements of IEC 68.2.21

Solderability

The terminations meet the requirements of IEC 115-1, Clause 4.17.3.2

Marking

Resistors are colour coded with 5 bands. IEC 62 colours are used.

Solvent Resistance

The body protection and marking are resistant to all normal industrial cleaning solvents suitable for printed circuits.

General Note

Welwyn Components reserves the right to make changes in product specification without notice or liability. All information is subject to Welwyn's own data and is considered accurate at time of going to print.

© Welwyn Components Limited · Bedlington, Northumberland NE22 7AA, UK
Telephone: +44 (0) 1670 822181 · Facsimile: +44 (0) 1670 829465 · Email: info@welwyn-tt.com · Website: www.welwyn-tt.com

Welwyn

A subsidiary of
TT electronics plc

Issue C · 04.03

Performance Data

		Maximum
Load: 1000 hours at 70°C	ΔR %	0.5
Derating from rated power at 70°C		zero at 155°C
Short term overload	ΔR %	0.25
Climatic	ΔR %	0.5
Climatic category		55/125/56
Long term damp heat	ΔR %	0.5
Temperature rapid change	ΔR %	0.25
Resistance to solder heat	ΔR %	0.25
Vibration and bump	ΔR %	0.1
Insulation resistance	ohms	> 1G
Voltage proof	volts	400 min

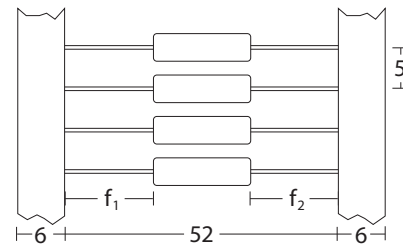
Packaging

All PR resistors are supplied tape packed ready for loading on to automatic sequencing and insertion machines.

Component wires will not protrude beyond the outside edge of the tapes.

Alternative packaging available by request.

Lead Formed resistors can also be supplied. Standard options of Lancet, Radial and Goalpost forming are shown in the Lead Form Information section.



Body location $f_1 - f_2 \leq 1.4 \text{ mm}$

Ordering Procedure

Example: PR4 with TCR of 15ppm/°C at 10 kilohms and 0.1% tolerance in an ammo pack box of 5000 pieces -

PR4Y-10KBI

Type _____

TCR _____

Y	15 ppm/°C
	25 ppm/°C

Value (use IEC62 code) _____

Tolerance (use IEC62 code) _____

B	0.1%	D	0.5%
C	0.25%	F	1%

Packing _____

I	Ammo	PR4	5000/box	Standard
		PR5	2500/box	