

DESCRIPTION/APPLICATION


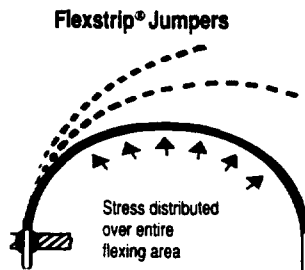

FLEXSTRIP® Jumpers are multi-conductor board-to-board interconnect devices, pre-plated and ready to use - without wire stripping, cutting to length, or solder preparation. They provide a convenient, reliable alternative to conventional point-to-point wiring for high density, high-vibration PC board interconnect applications.

FLEXSTRIP® Jumpers may be repeatedly flexed without failure. Flat/round conductor design and one-piece construction give vibration-proof reliability and longer life than conventional wiring systems.

DESIGN ADVANTAGES

- One-piece construction.
- Round copper conductors rolled flat for high flex life, tin-plated for easy soldering.
- Round-to-flat transition zone permits flexing stress to be distributed evenly throughout flat conductor area.
- Round-to-flat design provides vibration-proof reliability and long life.
- Round-to-flat transition zone acts as a hinge between PC boards; allows boards to be opened for fabrication and servicing, then closed for compactness.
- Round pin ends facilitate PC board insertion and long life.
- Choice of conductor pitch to accommodate virtually any PCB hole pattern; tightly held tolerances.
- Available in 4 insulations for high volume commercial use as well as military/aerospace applications.
- Jumpers may be "connectorized" to mate with other industry-standard headers.
- Jumpers may be used as part of FLEXPAC® assemblies.

FLEXSTRIP® JUMPERS



FLEXSTRIP® JUMPER ORDERING INFORMATION

Standard Jumpers

FS N-1 2 A-20

Product Code

Insulation Material
 N - Nomex
 T - Teflon
 K - Kapton
 P - Polyester

Conductor Pitch
 1 - .050"
 2 - .100"
 3 - .125"
 4 - .150"
 5 - .200"
 6 - .075"
 7 - 2mm (.079")
 8 - 1.25mm (.049")
 9 - 1.0mm (.039")

Number of Conductors

Pin Arrangement (for both ends)
 A thru Z
 (see below)

Insulation Length
 .5" Min. to 24" Max. in
 .050" increments

Special Jumpers

FS 050 N 3.25 G H 20

Product Code

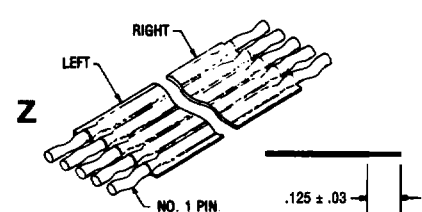
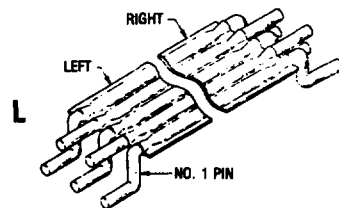
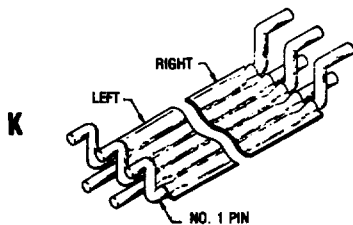
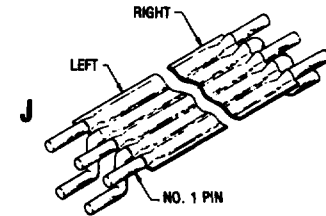
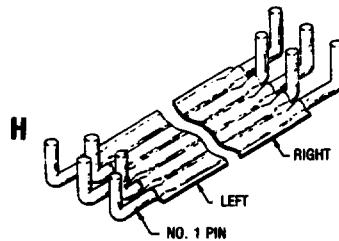
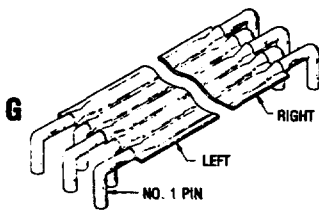
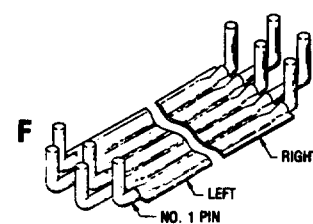
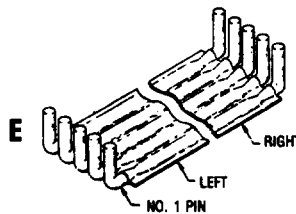
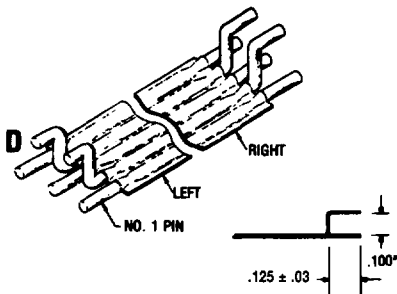
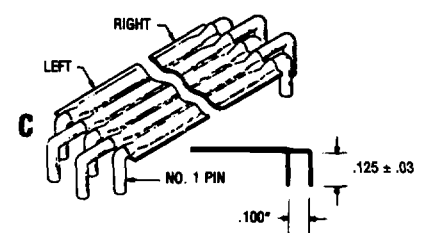
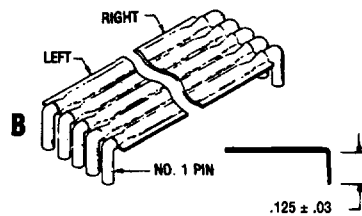
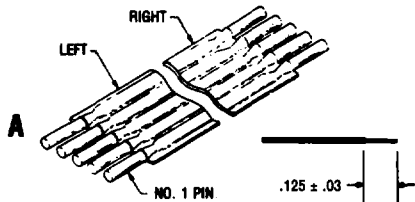
Conductor Pitch
 .050" to .200"

Insulation Material
 N - Nomex
 T - Teflon
 K - Kapton
 P - Polyester

Left End **Right End**
Pin Arrangement
 (see below)

Insulation Length
 .5" Min. to 24" Max. in
 .050" increments

Number of Conductors
 (Maximum recommended width 3 inches)



NOMEX® INSULATION

- An opaque aramid laminate that has excellent temperature capability
- Can be installed by conventional soldering techniques
- Compatible with surface mount reflow soldering processes
- Suitable for most applications
- Resistant to damage from contact with a hot soldering iron
- UL Style Number 5295

TEFLON® INSULATION

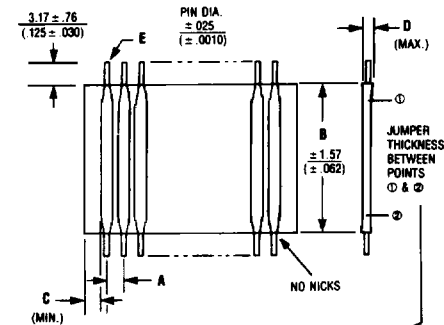
- A translucent film that has exceptional electrical and chemical properties
- Can be installed by most commonly used soldering techniques
- Resistant to damage by contact with a hot soldering iron
- Recommended for high abrasion resistance applications
- Most commonly used for high electrical and mechanical performance applications
- UL Style Number 2928

POLYESTER INSULATION

- A lower temperature rated film that has excellent mechanical and electrical properties
- Recommended for high humidity applications
- Recommended for use where controlled soldering methods can be used
- Not recommended for surface mount reflow solder applications
- UL Style Number 2639

KAPTON® INSULATION

- A distinctive amber film that is useful for all normal soldering methods
- Dimensionally stable over a wide temperature and humidity range
- Not damaged by accidental contact with a hot soldering iron
- Used in the most exacting applications
- UL Style Number 2927



MID-PIN JUMPER THICKNESS
(.050), (.075), (.100), (.125), (.150) & (.200) PITCH

.254 (.010)	Nomex
.254 (.010)	Kapton
.406 (.016)	Teflon
.254 (.010)	Polyester

INSULATION MATERIAL	POLYESTER	NOMEX	TEFLON	KAPTON
Conductor Pitch	.100"	.100"	.100"	.100"
Equivalent Conductor Size (American Wire Gauge)	24	24	24	24
Insulation Resistance (gnd, sig, gnd) 12 inch sample @ 500 VDC	1 x 10 ¹² Ω	2 x 10 ¹² Ω	2 x 10 ¹² Ω	2 x 10 ¹² Ω
Capacitance (picofarad/foot) (gnd, sig, gnd)	10.2 pF/ft	8.9 pF/ft	10.5 pF/ft	9.1 pF/ft
Characteristic Impedance Ω (gnd, sig, gnd)	118Ω	123Ω	101Ω	112Ω
Temperature Rating	105° C	125° C	150° C	150° C
Current Rating	3 amps	3 amps	3 amps	3 amps
Voltage Rating	300 volts	300 volts	300 volts	300 volts
Min. Breakdown Voltage @ 1 min	1500 volts	1500 volts	1500 volts	1500 volts
Min. Bend Radius	1/8"	1/8"	1/8"	1/8"

No Ozone Depleting Substances Are Used in the Production Processes for Flexstrip® Jumpers.

PITCH A	MARGIN C	THICKNESS WIRE GAUGE	(PIN END) D	PIN DIA. E	FOR PCB WITH THE FOLLOWING DIAMETER (±.001) HOLES AND (±.005) CENTER TOLERANCE	NUMBER OF CONDUCTORS RECOMMENDED (MIN. - MAX.)
1.00 (.039)	.25 (.010)	28	.64 (.025)	.320 (.0126)	—	2—30
1.25 (.049)	.25 (.010)	28	.64 (.025)	.320 (.0126)	.71 (.028)	2—30
1.27 (.050)	.25 (.010)	28	.64 (.025)	.320 (.0126)	.71 (.028)	2—30
1.90 (.075)	.25 (.010)	26	.84 (.033)	.404 (.0159)	.79 (.031)	2—40
2.00 (.079)	.25 (.010)	26	.84 (.033)	.404 (.0159)	.79 (.031)	2—40
2.54 (.100)	.25 (.010)	24	.84 (.033)	.511 (.0201)	.94 (.037)	2—30
3.18 (.125)	.51 (.020)	24	.84 (.033)	.511 (.0201)	.94 (.037)	2—25
3.81 (.150)	.51 (.020)	24	.84 (.033)	.511 (.0201)	.94 (.037)	2—20
5.08 (.200)	.51 (.020)	24	.84 (.033)	.511 (.0201)	.94 (.037)	2—15

Tolerance on pitch: ± .25mm (±.010), non-cumulative

Nomex, Teflon and Kapton are trademarks of E. I. DuPont de Nemours.