


LP05 Series SMT High Current Inductors



Features

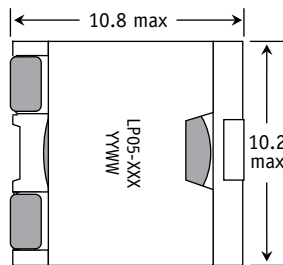
- High saturation current
- Suitable for pick and place applications
- Flat wire reduces ACR
- Suitable for frequencies to 1 MHz

Applications


- Synchronous Buck Converters
- VRM Modules
- Point of Load DC/DC Converters
- Output Chokes

Packaging Reel diameter: 13", Reel width: 24 mm, Pieces/reel: 700

Mechanical

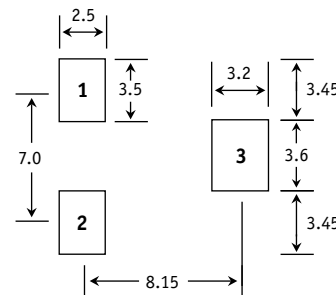


Top View



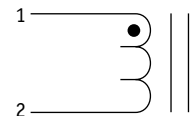
Side View

Recommended PCB Layout



Top View

Schematic



units: mm

Electrical Specifications

Part Number	Inductance ¹ (nH +/- 10%)	DCR (mΩ typ.)	I _{dc} ⁵	I _{sat} ⁶
LP05-101 ⁸	100	0.56	40	55
LP05-181	180	1.3	28	45
LP05-221	220	1.3	28	40
LP05-271	270	1.3	28	35
LP05-331	330	1.3	28	30
LP05-391	390	2.1	22	30
LP05-471	470	2.1	22	25
LP05-561	560	3.3	18	25
LP05-681	680	3.3	18	20
LP05-821	820	4.5	14	20
LP05-102	1000	4.5	14	17
LP05-132	1300	4.5	14	12

1. Tested at 1 MHz, 0.1 V_{rms}.
2. Electrical specifications at 25°C.
3. Operating range: -40°C to +155°C.
4. Meets UL 94V-0.
5. I_{dc} is DC current required to produce a temperature rise of 40°C.
6. I_{sat} is the DC current required to reduce the nominal inductance by 15%.
7. For Lead Free components, please add "LF" as suffix.
8. Height = 5.2 mm max.
Length = 10.8 mm max.

