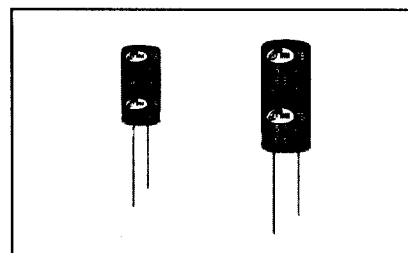
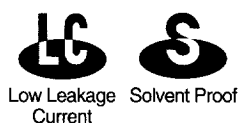


TB For Timer Circuits Series

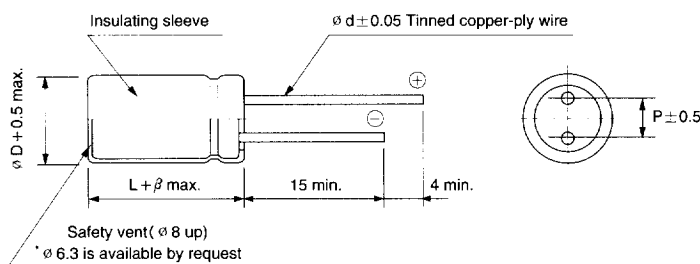
- Ideally suited for timer circuits
- Excellent current-time characteristics



Item	Characteristics			
Operating temperature range	-40 ~ +85°C			
Leakage current max.	I = 0.001CV + 1μA (after 2 minutes)			
Capacitance tolerance	± 10%, ± 20% at 120Hz, 20°C			
Dissipation factor max. (at 120Hz, 20°C)	WV	25	50	100
	tanδ	0.12	0.10	0.08
Low temperature characteristics (Impedance ratio at 120Hz)	WV	25	50	100
	Z-25°C/Z+20°C	2	2	2
	Z-40°C/Z+20°C	4	3	3
Load life (after application of the rated voltage for 2000 hours at 85°C)	Leakage current	Less than specified value		
	Capacitance change	Within ± 15% of initial value		
	tanδ	Less than 150% of specified value		
Shelf life (at 85°C)	After 1000 hours no load test, leakage current, capacitance and tanδ are same as load life value.			

● DRAWING

Unit : mm



ø D	6.3	8	10	12.5	16
P	2.5	3.5	5.0	5.0	7.5
ø d	0.5	0.6	0.6	0.6	0.8
β	1.0		1.5		

● DIMENSIONS & MAXIMUM PERMISSIBLE RIPPLE CURRENT

μF \ WV	25		50		100	
1.0					6.3 × 11	25
1.5					6.3 × 11	30
2.2			6.3 × 11	33	8 × 11.5	43
3.3			6.3 × 11	40	8 × 11.5	53
4.7			6.3 × 11	48	10 × 12.5	73
6.8	6.3 × 11	52	8 × 11.5	68	10 × 12.5	88
10	6.3 × 11	64	8 × 11.5	82	10 × 16	117
15	8 × 11.5	92	10 × 12.5	117	12.5 × 20	183
22	8 × 11.5	111	10 × 16	155	12.5 × 20	222
33	10 × 12.5	158	10 × 20	207	12.5 × 25	297
47	10 × 16	207	10 × 20	247	16 × 25	393
68	10 × 20	272	12.5 × 20	349	16 × 25	472
100	12.5 × 20	387	12.5 × 25	462	16 × 35.5	658
150	12.5 × 20	474	16 × 25	628	Case size ø D × L (mm)	Ripple current (mA rms) at 85°C, 120Hz
220	12.5 × 25	625	16 × 31.5	832		
330	16 × 25	850	16 × 35.5	1069		
470	16 × 31.5	1100				