

40 A High power 90° – European footprint, size DD, with plastic bracket and grounding bracket

Part numbers with plastic bracket with grounding bracket and captive nut M3

Part numbers with plastic bracket with grounding bracket with bushing diam. 3,05

Part numbers with plastic bracket with grounding bracket with post M3

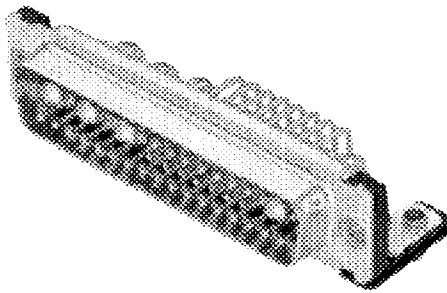
Shell size	Layout	P/N without pushfit	P/N with pushfit	P/N without pushfit	P/N with pushfit	P/N without pushfit	P/N with pushfit
DD	24W7	DDM-24P7P-1AVN-A191-K87	DDM-24P7P-1AVN-A191-K87-146	DDM-24P7P-1ADN-A191-K87	DDM-24P7P-1ADN-A191-K87-146	DDM-24P7P-1AGN-A191-K87	DDM-24P7P-1AGN-A191-K87-146
DD	36W4	DDM-36P4P-1AVN-A191-K87	DDM-36P4P-1AVN-A191-K87-146	DDM-36P4P-1ADN-A191-K87	DDM-36P4P-1ADN-A191-K87-146	DDM-36P4P-1AGN-A191-K87	DDM-36P4P-1AGN-A191-K87-146
DD	43W2	DDM-43P2P-1AVN-A191-K87	DDM-43P2P-1AVN-A191-K87-146	DDM-43P2P-1ADN-A191-K87	DDM-43P2P-1ADN-A191-K87-146	DDM-43P2P-1AGN-A191-K87	DDM-43P2P-1AGN-A191-K87-146
DD	47W1	DDM-47P1P-1AVN-A191-K87	DDM-47P1P-1AVN-A191-K87-146	DDM-47P1P-1ADN-A191-K87	DDM-47P1P-1ADN-A191-K87-146	DDM-47P1P-1AGN-A191-K87	DDM-47P1P-1AGN-A191-K87-146

For performance class 1 replace A191 with A190.
For performance class 3 delete A191.

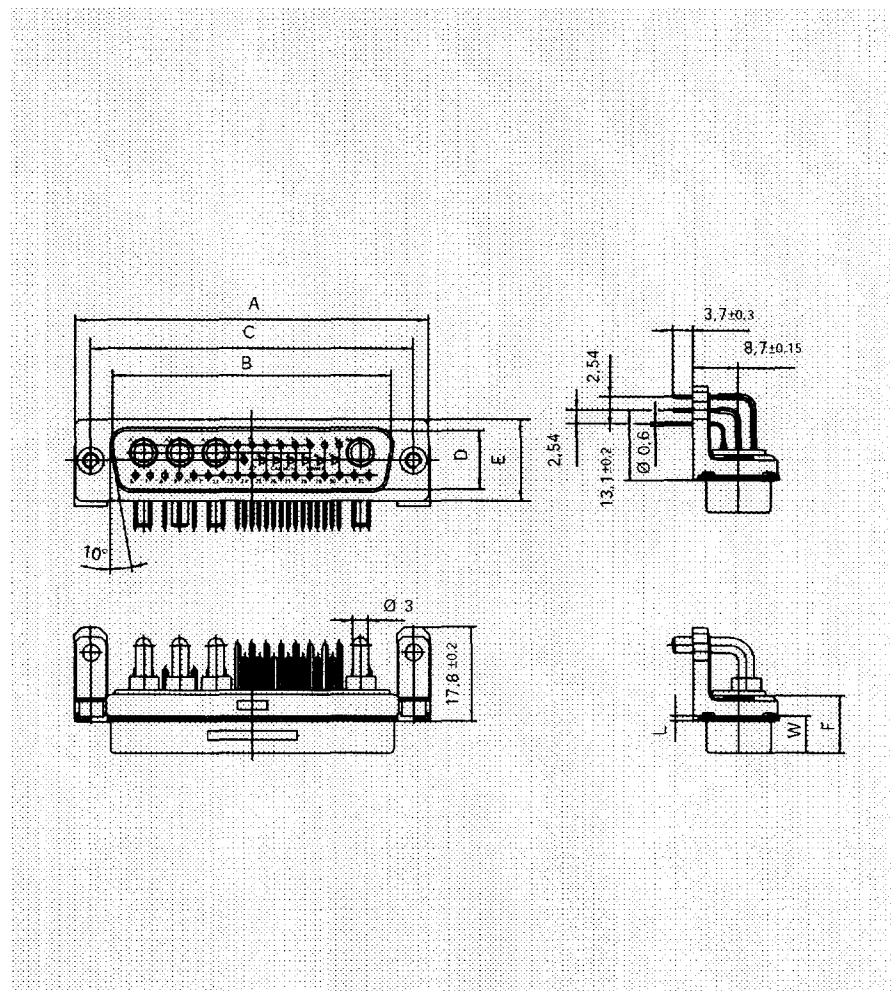
For post 4-40 UNC thread replace 1AVN with 1AWN and 1AGN with 1AJN.

For pushfit 90° hole diameter 3,2 mm replace 146 with 162.

Pin



- For contact cavity arrangements, see page 52.
- For pcb hole pattern, see page 68 – 71.
- For mounting methods, see page 86 – 87.
- For panel cut-outs, see our D Subminiature catalogue.



Dimensions

Shell size	A	B	C	D	E	F	L	W
DD	66,95 ±0,38	52,8 ±0,13	61,1 ±0,13	11,1 ±0,13	15,4 ±0,13	10,8 ±0,25	0,9 +0,2	6,85 ±0,4

40 A High power 90° – European footprint, size DD, with plastic bracket and grounding bracket

Part numbers with plastic bracket with grounding bracket and captive nut M3

Part numbers with plastic bracket with grounding bracket with bushing diam. 3,05

Part numbers with plastic bracket with grounding bracket with post M3

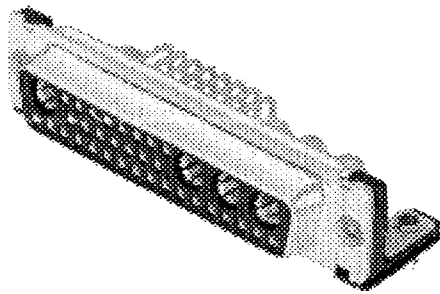
Shell Layout size	P/N without pushfit	P/N with pushfit	P/N without pushfit	P/N with pushfit	P/N without pushfit	P/N with pushfit
DD 24W7	DDM-24P7S-1AVN-A191-A197	DDM-24P7S-1AVN-A191-A197-146	DDM-24P7S-1ADN-A191-A197	DDM-24P7S-1ADN-A191-A197-146	DDM-24P7S-1AGN-A191-A197	DDM-24P7S-1AGN-A191-A197-146
DD 36W4	DDM-36P4S-1AVN-A191-A197	DDM-36P4S-1AVN-A191-A197-146	DDM-36P4S-1ADN-A191-A197	DDM-36P4S-1ADN-A191-A197-146	DDM-36P4S-1AGN-A191-A197	DDM-36P4S-1AGN-A191-A197-146
DD 43W2	DDM-43P2S-1AVN-A191-A197	DDM-43P2S-1AVN-A191-A197-146	DDM-43P2S-1ADN-A191-A197	DDM-43P2S-1ADN-A191-A197-146	DDM-43P2S-1AGN-A191-A197	DDM-43P2S-1AGN-A191-A197-146
DD 47W1	DDM-47P1S-1AVN-A191-A197	DDM-47P1S-1AVN-A191-A197-146	DDM-47P1S-1ADN-A191-A197	DDM-47P1S-1ADN-A191-A197-146	DDM-47P1S-1AGN-A191-A197	DDM-47P1S-1AGN-A191-A197-146

For performance class 1 replace A191 with A190.
For performance class 3 delete A191.

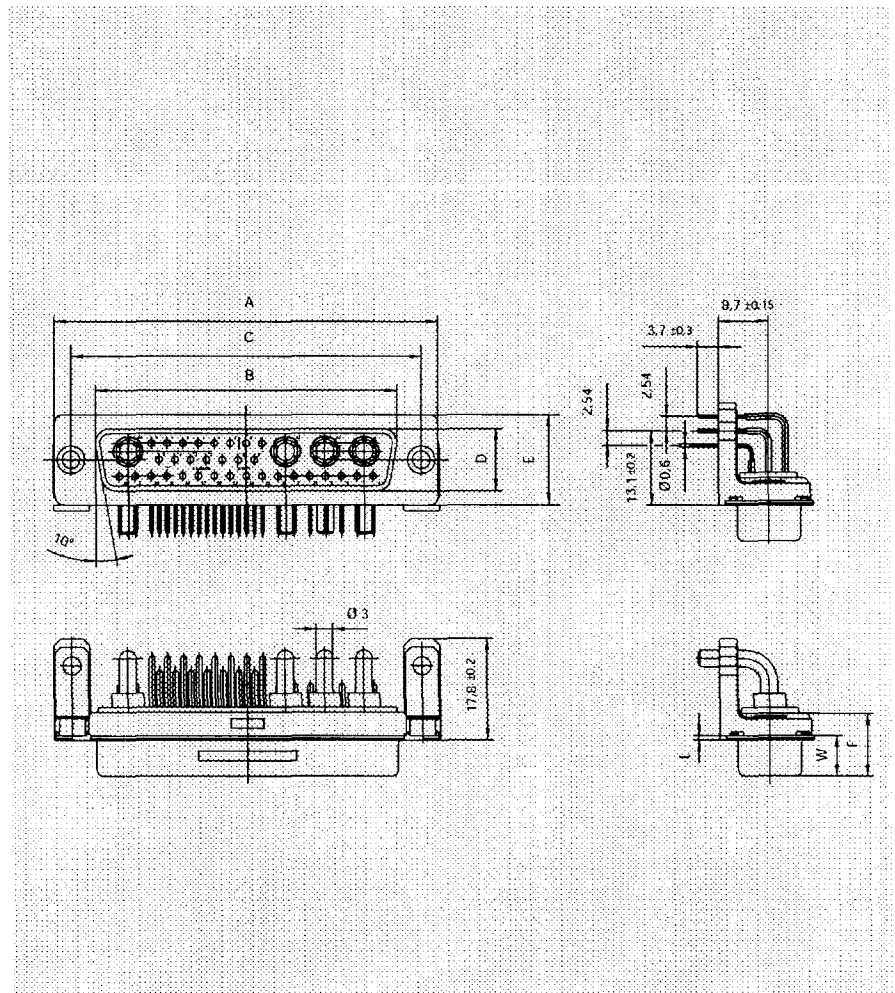
For post 4-40 UNC thread replace 1AVN with 1AWN and 1AGN with 1AJN.

For pushfit 90° hole diameter 3.2 mm replace 146 with 162.

Socket



- For contact cavity arrangements, see page 53.
- For pcb hole pattern, see page 72 – 75.
- For mounting methods, see page 86 – 87.
- For panel cut-outs, see our D Subminiature catalogue.



Dimensions

Shell size	A	B	C	D	E	F	L	W
	± 0,38	± 0,13	± 0,13	± 0,13	± 0,13	± 0,25	+ 0,2	± 0,4
DD	66,95	52,4	61,1	10,75	15,4	10,9	0,8	6,95