

HSG1003

SiGeHBT

High Frequency Low Noise Amplifier

REJ03G0197-0200

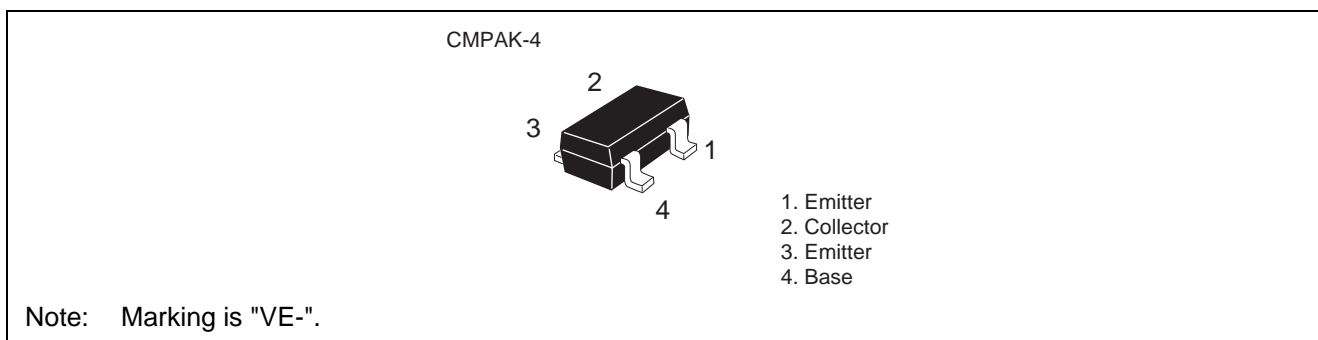
Rev.2.00

Jan.25.2005

Features

- High power gain and low noise figure ;
- $MSG = 21 \text{ dB typ.}$, $NF = 0.65 \text{ dB typ.}$ at $V_{CE} = 2 \text{ V}, I_C = 5 \text{ mA}$, $f = 1.8 \text{ GHz}$
 $MSG = 19 \text{ dB typ.}$, $NF = 0.75 \text{ dB typ.}$ at $V_{CE} = 2 \text{ V}, I_C = 5 \text{ mA}$, $f = 2.4 \text{ GHz}$
 $MSG = 14 \text{ dB typ.}$, $NF = 1.2 \text{ dB typ.}$ at $V_{CE} = 2 \text{ V}, I_C = 10 \text{ mA}$, $f = 5.8 \text{ GHz}$
- Transition Frequency
 $f_T = 36 \text{ GHz typ.}$ at $f = 1 \text{ GHz}$
- $V_{CEO} = 3.5 \text{ V}$
- Ideal for 2.4 GHz / 5 GHz Band WLAN and Cordless phone applications.

Outline



Absolute Maximum Ratings

($T_a = 25^\circ\text{C}$)

Item	Symbol	Ratings	Unit
Collector to base voltage	V_{CBO}	8	V
Collector to emitter voltage	V_{CEO}	3.5	V
Emitter to base voltage	V_{EBO}	1.2	V
Collector current	I_C	35	mA
Collector power dissipation	P_C	100	mW
	P_C^{note1}	250	mW
Junction temperature	T_j	150	$^\circ\text{C}$
Storage temperature	T_{stg}	-55 to +150	$^\circ\text{C}$

Notes: 1. Value on PCB (FR-4 : 40 x 40 x 1.6mm Double side)

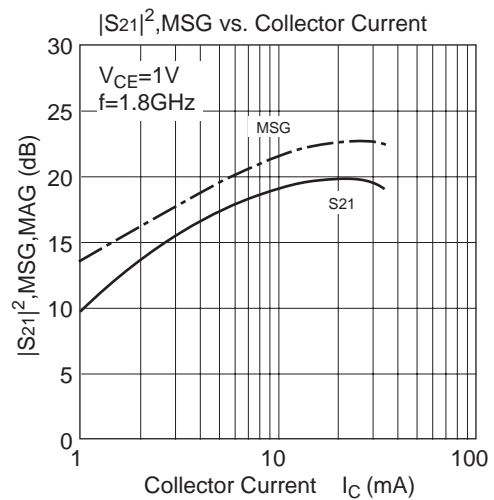
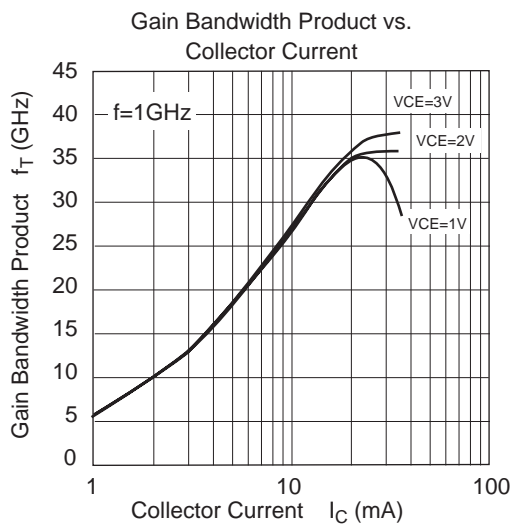
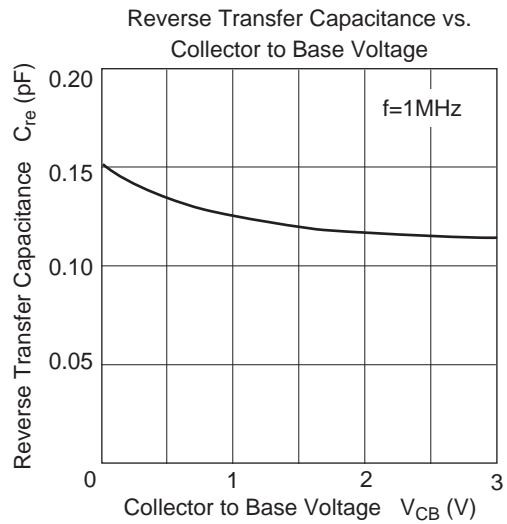
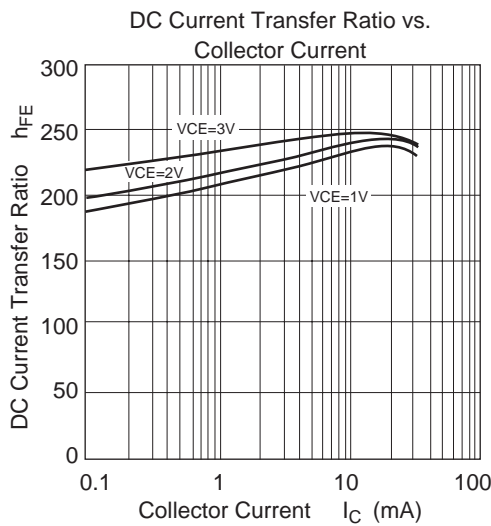
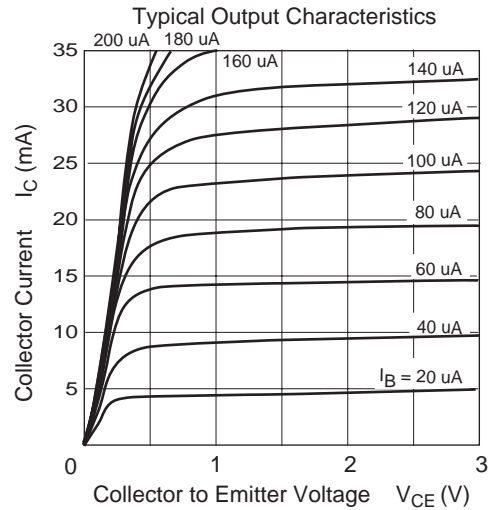
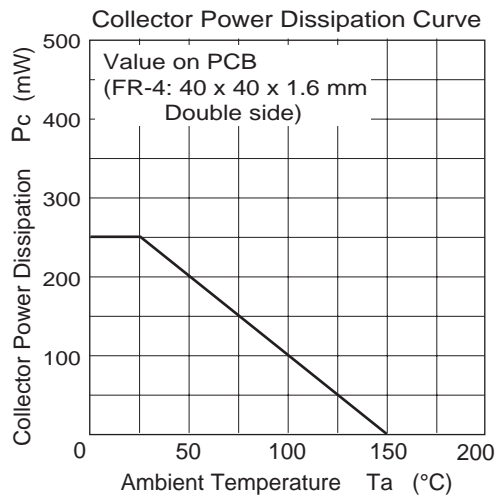
Electrical Characteristics

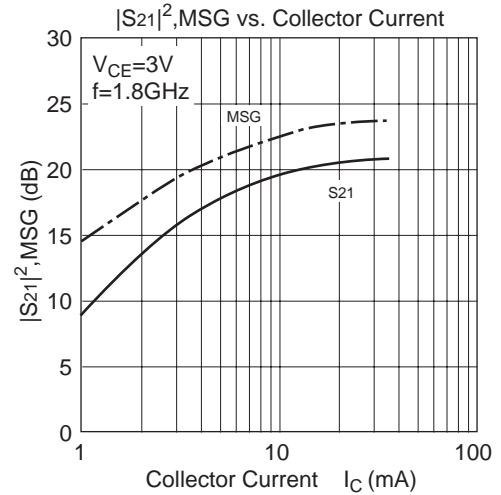
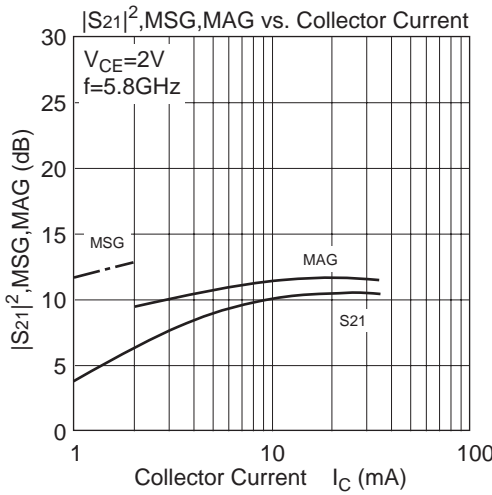
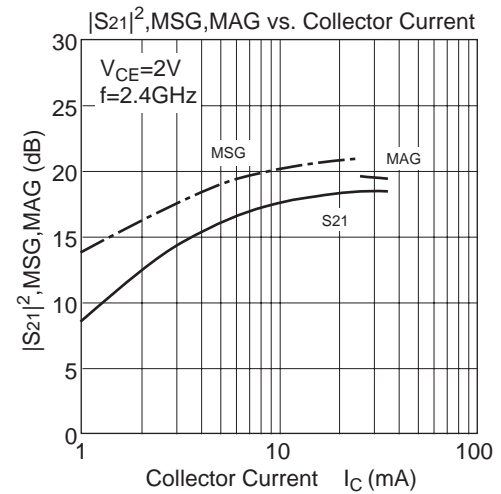
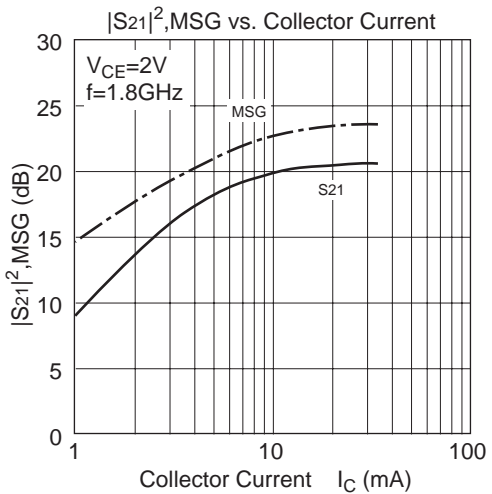
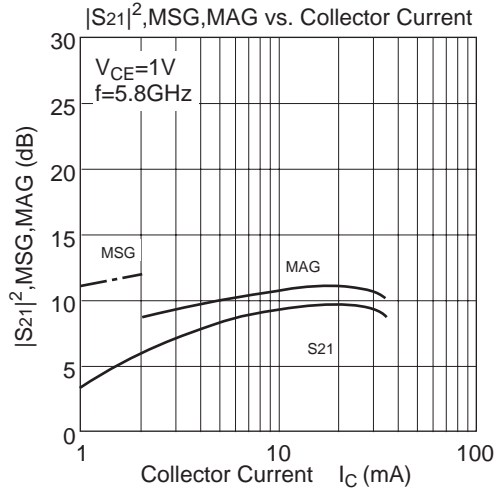
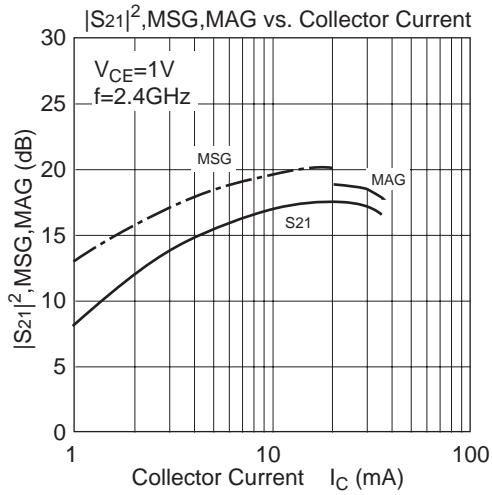
(Ta = 25°C)

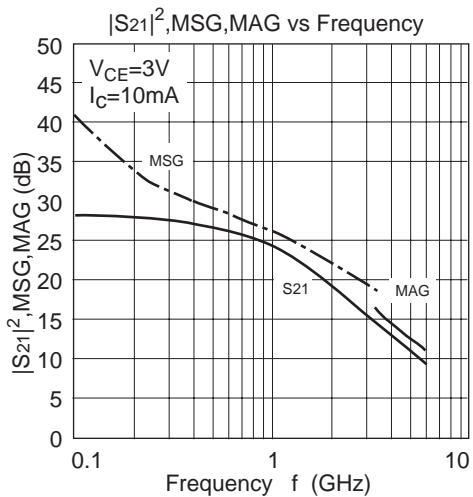
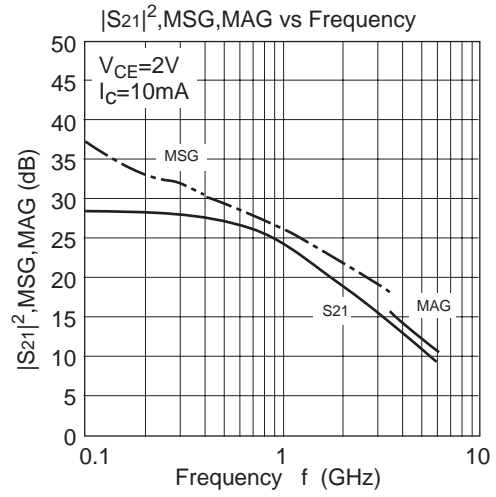
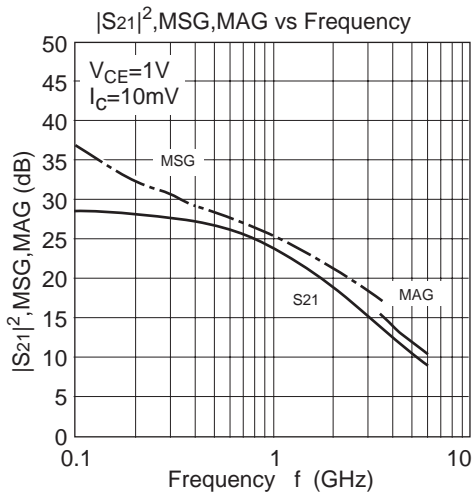
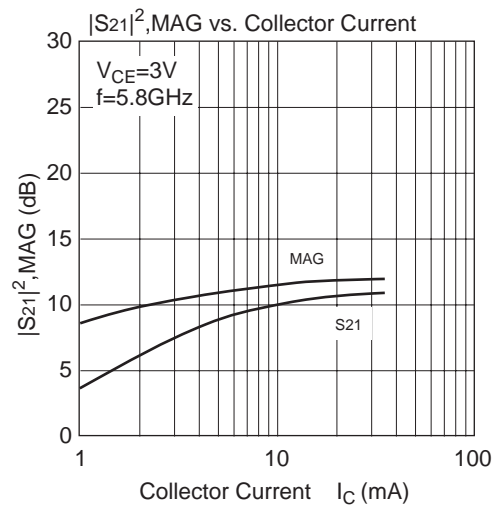
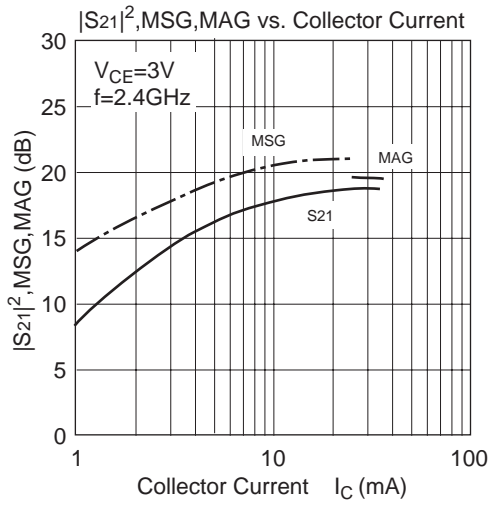
Item	Symbol	Min	Typ	Max	Unit	Test conditions
DC current transfer ratio	h_{FE}	100	200	300	—	$V_{CE} = 2\text{ V}$, $I_C = 5\text{ mA}$
Reverse Transfer Capacitance	C_{re}	—	0.12	—	pF	$V_{CB} = 2\text{ V}$, $I_E = 0$, $f = 1\text{ MHz}$
Transition Frequency	f_T	—	36	—	GHz	$V_{CE} = 2\text{ V}$, $I_C = f_T\text{ peak}$, $f = 1\text{ GHz}$
Insertion power gain	$ S_{21} ^2$	—	18	—	dB	$V_{CE} = 2\text{ V}$, $I_C = 5\text{ mA}$, $f = 1.8\text{ GHz}$
		—	16	—		$V_{CE} = 2\text{ V}$, $I_C = 5\text{ mA}$, $f = 2.4\text{ GHz}$
		—	10	—		$V_{CE} = 2\text{ V}$, $I_C = 10\text{ mA}$, $f = 5.8\text{ GHz}$
Maximum Stable Gain ^{note1}	MSG	—	21	—	dB	$V_{CE} = 2\text{ V}$, $I_C = 5\text{ mA}$, $f = 1.8\text{ GHz}$
		—	19	—		$V_{CE} = 2\text{ V}$, $I_C = 5\text{ mA}$, $f = 2.4\text{ GHz}$
		—	14	—		$V_{CE} = 2\text{ V}$, $I_C = 10\text{ mA}$, $f = 5.8\text{ GHz}$
Power Gain	PG	—	18.5	—	dB	$V_{CE} = 2\text{ V}$, $I_C = 5\text{ mA}$, $f = 1.8\text{ GHz}$
		—	17	—		$V_{CE} = 2\text{ V}$, $I_C = 5\text{ mA}$, $f = 2.4\text{ GHz}$
		7	10	—		$V_{CE} = 2\text{ V}$, $I_C = 10\text{ mA}$, $f = 5.8\text{ GHz}$
Noise figure	NF	—	0.65	—	dB	$V_{CE} = 2\text{ V}$, $I_C = 5\text{ mA}$, $f = 1.8\text{ GHz}$
		—	0.75	—		$V_{CE} = 2\text{ V}$, $I_C = 5\text{ mA}$, $f = 2.4\text{ GHz}$
		—	1.2	1.8		$V_{CE} = 2\text{ V}$, $I_C = 10\text{ mA}$, $f = 5.8\text{ GHz}$
Maximum Available Gain ^{note2}	MAG	—	11	—	dB	$V_{CE} = 2\text{ V}$, $I_C = 10\text{ mA}$, $f = 5.8\text{ GHz}$

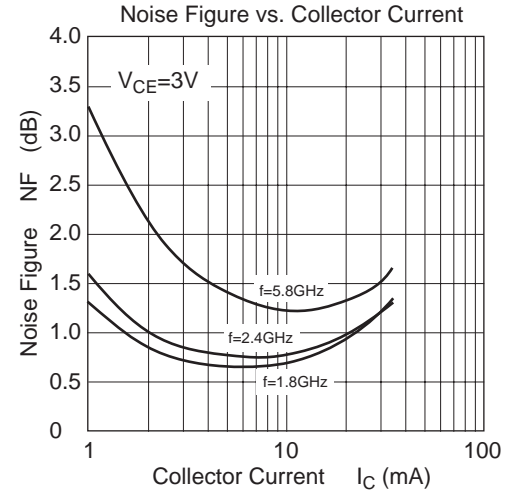
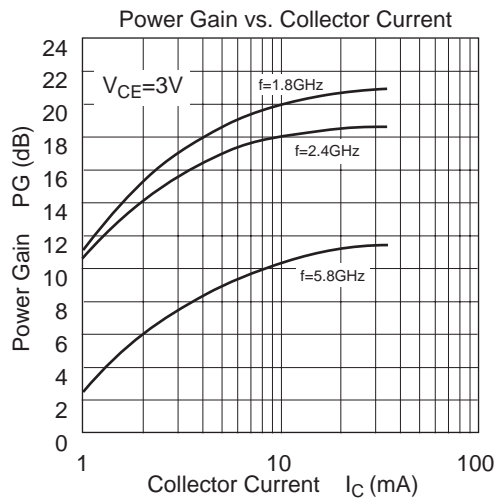
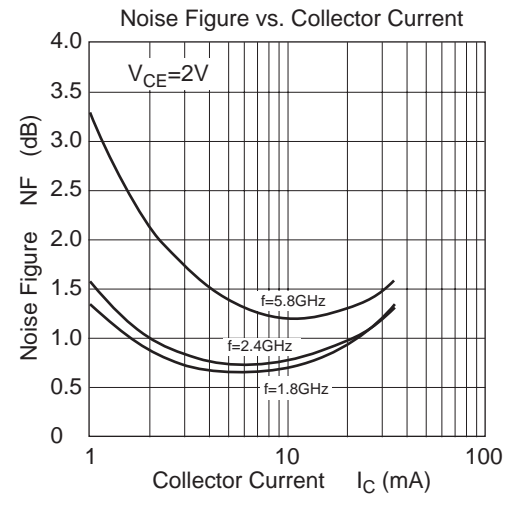
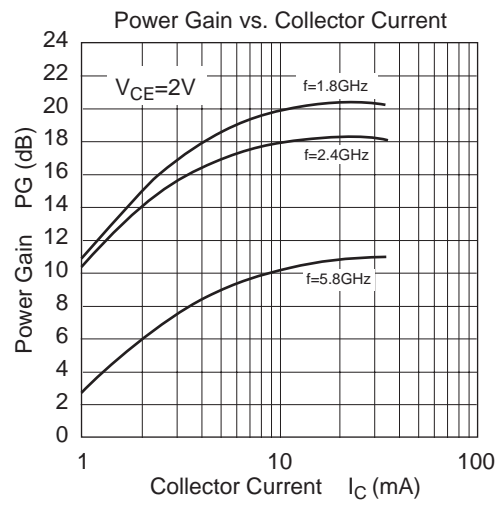
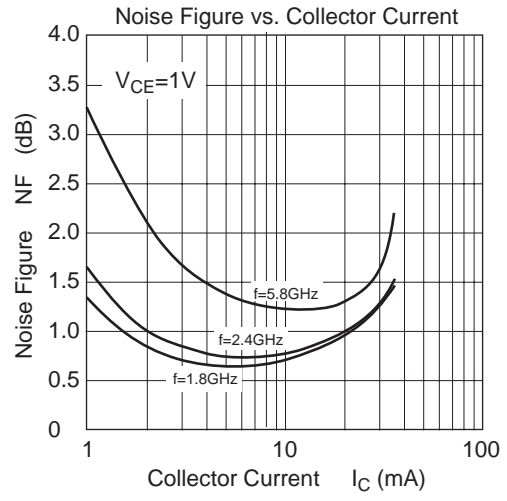
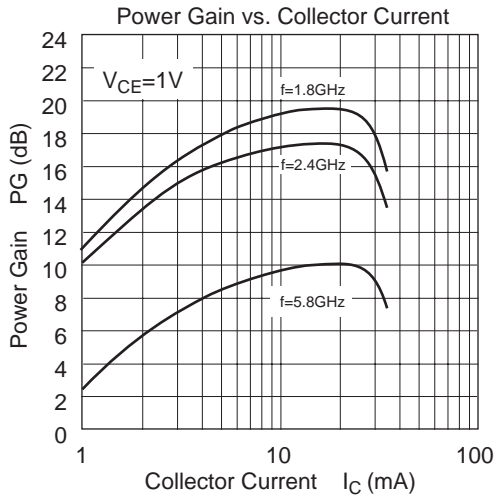
Notes: 1. $MSG = |S_{21}| / |S_{12}|$ 2. $MAG = |S_{21}| / |S_{12}|(K-(K^2-1)^{1/2})$

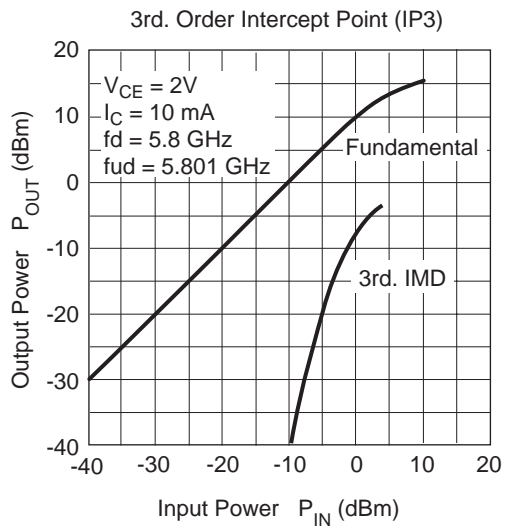
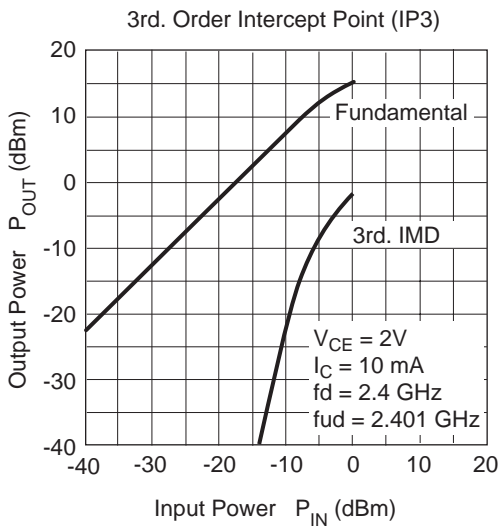
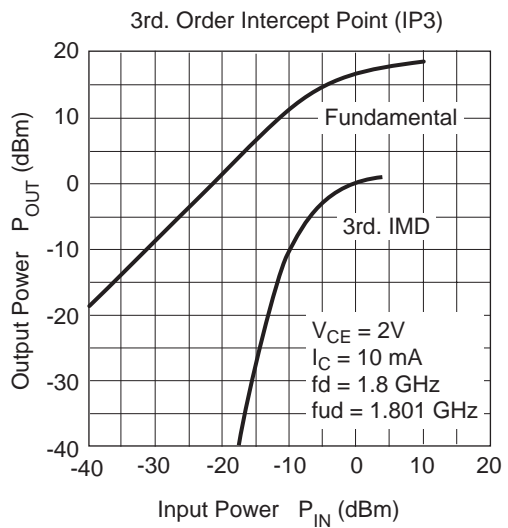
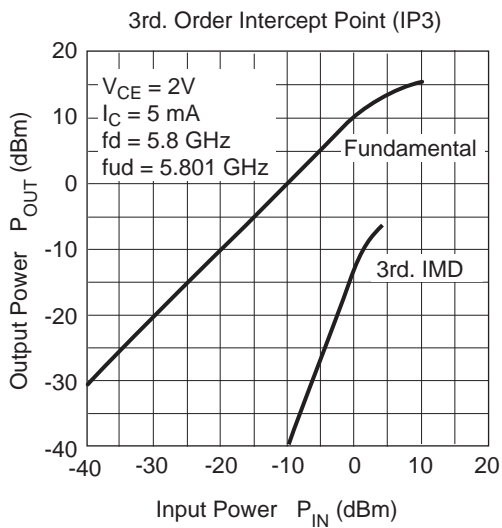
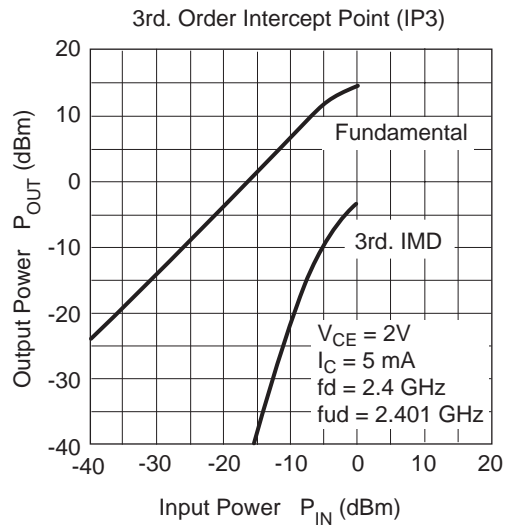
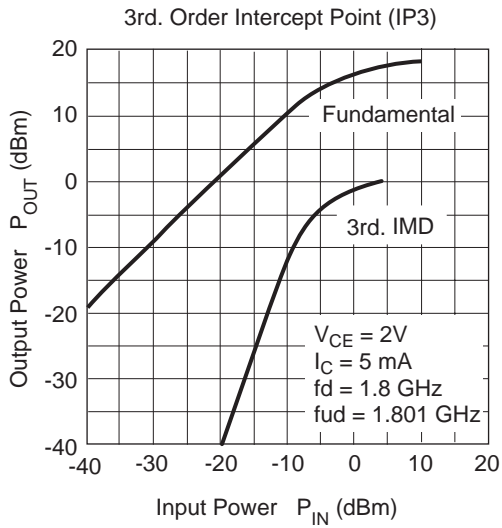
Main Characteristics

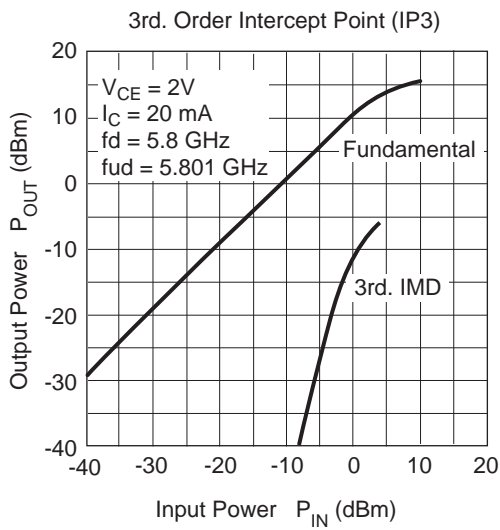
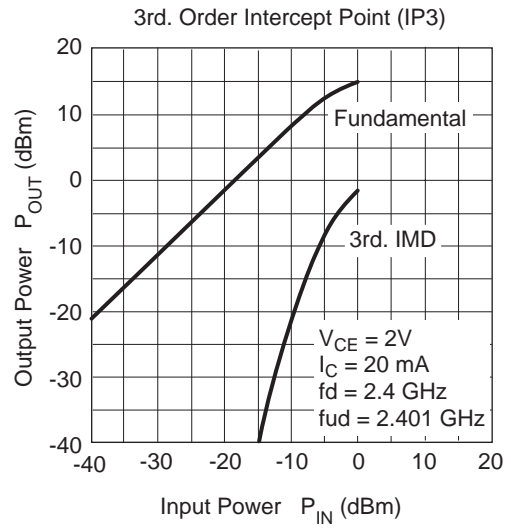
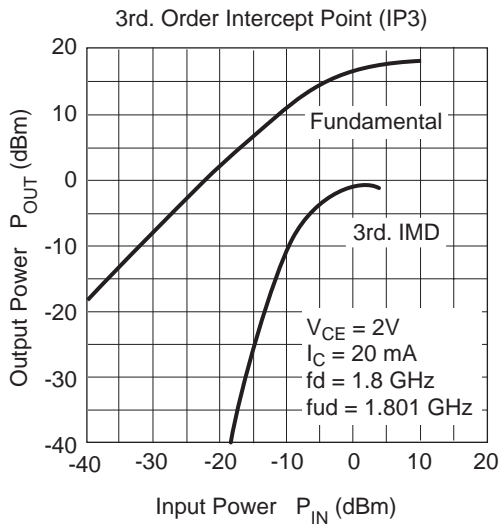




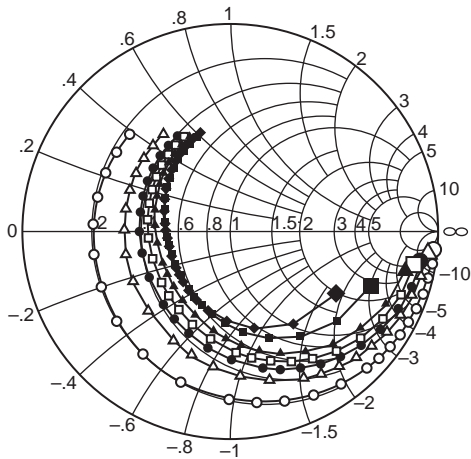








S11 Parameter vs. Frequency

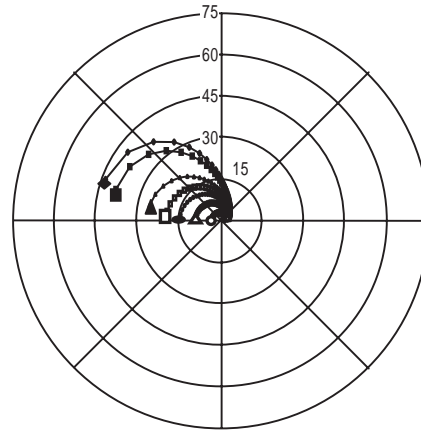


Condition: VCE = 1 V , Zo = 50 Ω
 100 to 1000 MHz (100 MHz step)
 1000 to 2000 MHz (200 MHz step)
 2000 to 6000 MHz (400 MHz step)

- | | |
|---------------|----------------|
| ○—○ IC = 1 mA | ▲—▲ IC = 10 mA |
| △—△ IC = 3 mA | ■—■ IC = 20 mA |
| ●—● IC = 5 mA | ◆—◆ IC = 30 mA |
| □—□ IC = 7 mA | |

S21 Parameter vs. Frequency

Scale: 15 / div.

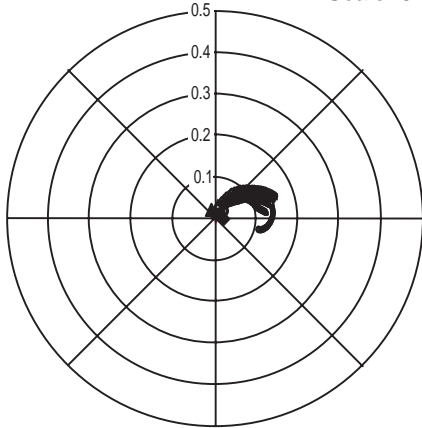


Condition: VCE = 1 V , Zo = 50 Ω
 100 to 6000 MHz (100 MHz step)

- | | |
|---------------|----------------|
| ○—○ IC = 1 mA | ▲—▲ IC = 10 mA |
| △—△ IC = 3 mA | ■—■ IC = 20 mA |
| ●—● IC = 5 mA | ◆—◆ IC = 30 mA |
| □—□ IC = 7 mA | |

S12 Parameter vs. Frequency

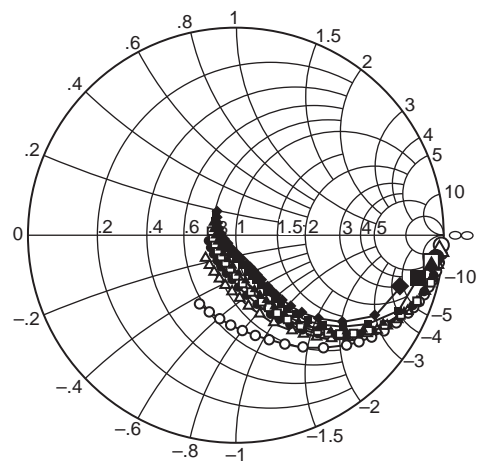
Scale: 0.1 / div.



Condition: VCE = 1 V , Zo = 50 Ω
 100 to 6000 MHz (100 MHz step)

- | | |
|---------------|----------------|
| ○—○ IC = 1 mA | ▲—▲ IC = 10 mA |
| △—△ IC = 3 mA | ■—■ IC = 20 mA |
| ●—● IC = 5 mA | ◆—◆ IC = 30 mA |
| □—□ IC = 7 mA | |

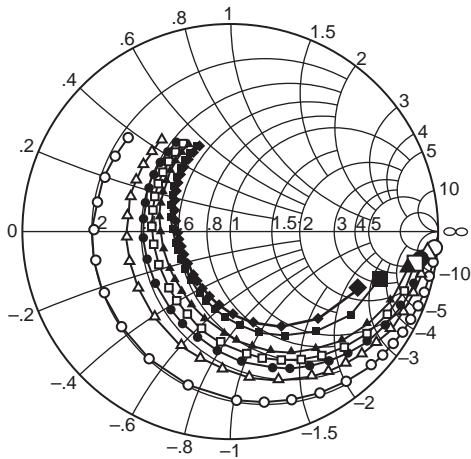
S22 Parameter vs. Frequency



Condition: VCE = 1 V , Zo = 50 Ω
 100 to 1000 MHz (100 MHz step)
 1000 to 2000 MHz (200 MHz step)
 2000 to 6000 MHz (400 MHz step)

- | | |
|---------------|----------------|
| ○—○ IC = 1 mA | ▲—▲ IC = 10 mA |
| △—△ IC = 3 mA | ■—■ IC = 20 mA |
| ●—● IC = 5 mA | ◆—◆ IC = 30 mA |
| □—□ IC = 7 mA | |

S11 Parameter vs. Frequency

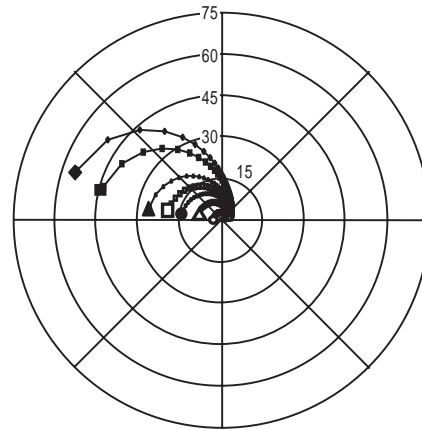


Condition: VCE = 2 V , Zo = 50 Ω
 100 to 1000 MHz (100 MHz step)
 1000 to 2000 MHz (200 MHz step)
 2000 to 6000 MHz (400 MHz step)

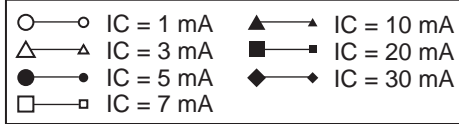


S21 Parameter vs. Frequency

Scale: 15 / div.

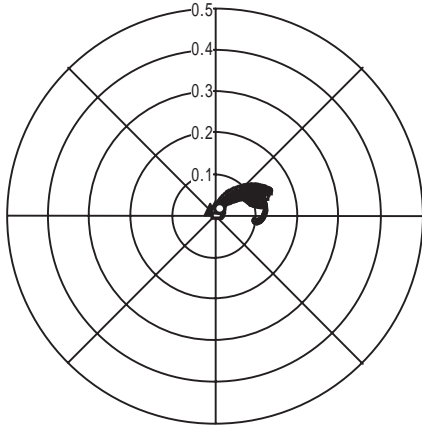


Condition: VCE = 2 V , Zo = 50 Ω
 100 to 6000 MHz (100 MHz step)



S12 Parameter vs. Frequency

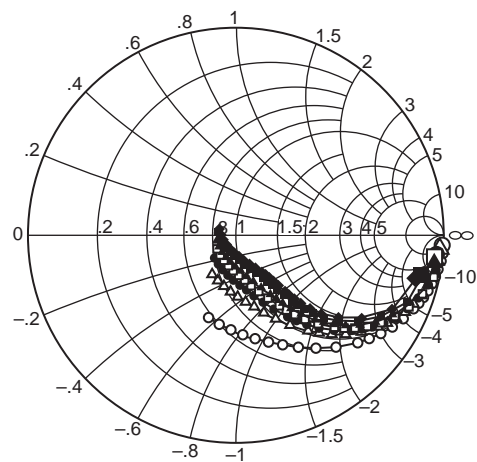
Scale: 0.1 / div.



Condition: VCE = 2 V , Zo = 50 Ω
 100 to 6000 MHz (100 MHz step)



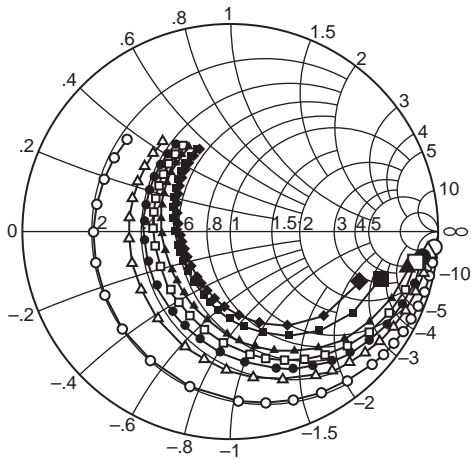
S22 Parameter vs. Frequency



Condition: VCE = 2 V , Zo = 50 Ω
 100 to 1000 MHz (100 MHz step)
 1000 to 2000 MHz (200 MHz step)
 2000 to 6000 MHz (400 MHz step)



S11 Parameter vs. Frequency

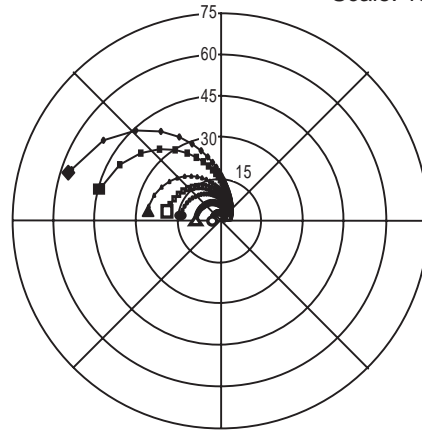


Condition: VCE = 3 V , Zo = 50 Ω
 100 to 1000 MHz (100 MHz step)
 1000 to 2000 MHz (200 MHz step)
 2000 to 6000 MHz (400 MHz step)

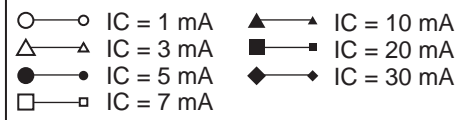


S21 Parameter vs. Frequency

Scale: 15 / div.

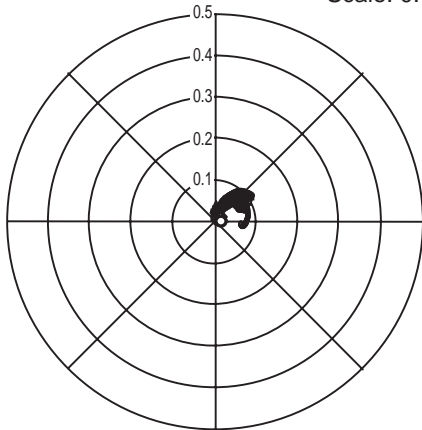


Condition: VCE = 3 V , Zo = 50 Ω
 100 to 6000 MHz (100 MHz step)



S12 Parameter vs. Frequency

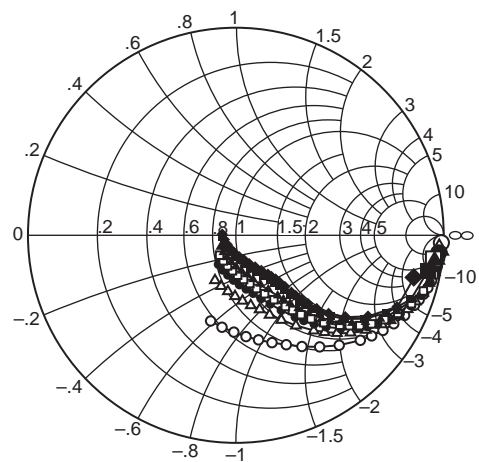
Scale: 0.1 / div.



Condition: VCE = 3 V , Zo = 50 Ω
 100 to 6000 MHz (100 MHz step)



S22 Parameter vs. Frequency



Condition: VCE = 3 V , Zo = 50 Ω
 100 to 1000 MHz (100 MHz step)
 1000 to 2000 MHz (200 MHz step)
 2000 to 6000 MHz (400 MHz step)



S Parameter

 $(V_{CE} = 1 \text{ V}, I_C = 1 \text{ mA}, Z_O = 50 \Omega)$

f (MHz)	S11		S21		S12		S22	
	MAG	ANG	MAG	ANG	MAG	ANG	MAG	ANG
100	0.980	-4.9	3.18	175.9	0.0044	86.2	0.988	-2.8
200	0.982	-9.0	3.18	171.6	0.0149	86.8	0.996	-5.3
300	0.974	-13.1	3.17	167.8	0.0247	84.0	0.987	-7.7
400	0.972	-17.9	3.17	164.1	0.0337	76.0	0.980	-10.3
500	0.966	-22.5	3.17	160.4	0.0405	75.2	0.972	-13.0
600	0.958	-26.9	3.15	157.0	0.0473	71.9	0.961	-15.2
700	0.953	-31.3	3.11	153.2	0.0549	67.6	0.950	-17.7
800	0.944	-35.8	3.08	149.6	0.0620	65.0	0.937	-20.0
900	0.936	-40.5	3.10	147.0	0.0682	61.3	0.923	-22.3
1000	0.925	-45.0	3.08	142.8	0.0754	59.8	0.909	-24.4
1100	0.915	-49.5	3.05	139.4	0.0816	56.4	0.895	-26.6
1200	0.903	-54.1	3.05	135.5	0.0871	53.3	0.879	-28.8
1300	0.891	-58.5	3.00	132.2	0.0934	50.9	0.863	-30.9
1400	0.880	-63.1	2.96	128.9	0.0982	47.8	0.848	-33.0
1500	0.867	-67.7	2.94	125.6	0.1036	45.1	0.833	-35.1
1600	0.854	-72.4	2.92	122.2	0.1074	42.6	0.817	-37.0
1700	0.843	-76.9	2.88	118.8	0.1127	40.0	0.800	-39.1
1800	0.830	-81.3	2.83	115.5	0.1156	37.3	0.784	-41.0
1900	0.819	-85.9	2.79	112.4	0.1194	35.2	0.768	-43.0
2000	0.806	-90.6	2.76	109.3	0.1226	32.7	0.751	-44.9
2200	0.783	-99.4	2.67	103.0	0.1282	27.9	0.719	-48.7
2400	0.762	-108.4	2.59	96.9	0.1322	23.3	0.687	-52.3
2600	0.742	-117.2	2.51	90.9	0.1348	18.6	0.655	-55.8
2800	0.724	-125.7	2.42	85.2	0.1370	14.8	0.628	-59.2
3000	0.708	-134.1	2.34	79.6	0.1376	11.1	0.601	-62.5
3200	0.697	-142.0	2.24	74.2	0.1382	7.2	0.575	-66.0
3400	0.686	-149.8	2.16	69.0	0.1373	4.1	0.553	-69.3
3600	0.676	-157.1	2.07	64.0	0.1350	0.8	0.529	-72.5
3800	0.671	-164.0	2.00	59.3	0.1323	-1.5	0.510	-75.8
4000	0.667	-170.7	1.92	54.5	0.1313	-3.9	0.493	-79.2
4200	0.664	-177.3	1.86	50.0	0.1283	-6.1	0.476	-82.7
4400	0.663	176.7	1.79	45.5	0.1261	-8.1	0.461	-86.2
4600	0.662	170.8	1.73	41.2	0.1230	-9.6	0.447	-89.7
4800	0.663	165.2	1.66	37.0	0.1199	-11.1	0.435	-93.4
5000	0.664	159.8	1.60	32.8	0.1167	-12.6	0.423	-97.1
5200	0.666	154.6	1.55	28.7	0.1142	-13.2	0.411	-101.1
5400	0.670	149.7	1.50	24.8	0.1116	-14.0	0.402	-105.2
5600	0.671	145.0	1.45	20.9	0.1089	-14.1	0.392	-109.2
5800	0.674	140.4	1.40	17.0	0.1069	-14.1	0.384	-113.5
6000	0.678	135.9	1.36	13.2	0.1048	-14.3	0.376	-117.9

S Parameter

(V_{CE} = 1 V, I_C = 3 mA, Z_O = 50 Ω)

f (MHz)	S11		S21		S12		S22	
	MAG	ANG	MAG	ANG	MAG	ANG	MAG	ANG
100	0.953	-6.7	9.14	173.8	0.0077	73.4	0.981	-4.6
200	0.947	-13.2	9.09	168.0	0.0151	82.6	0.988	-8.5
300	0.929	-19.3	8.97	162.6	0.0214	75.6	0.972	-12.5
400	0.916	-26.1	8.84	157.3	0.0304	73.8	0.953	-16.5
500	0.900	-32.6	8.71	152.3	0.0377	68.0	0.933	-20.3
600	0.880	-39.0	8.55	147.6	0.0442	65.8	0.907	-23.9
700	0.861	-44.9	8.29	143.0	0.0506	62.4	0.881	-27.5
800	0.838	-50.9	8.09	138.4	0.0561	58.9	0.852	-30.9
900	0.817	-57.3	7.99	134.5	0.0609	54.4	0.822	-33.9
1000	0.792	-63.2	7.76	129.9	0.0654	52.3	0.792	-36.8
1100	0.769	-69.0	7.54	125.9	0.0690	49.2	0.765	-39.6
1200	0.743	-75.0	7.36	121.6	0.0727	46.5	0.735	-42.1
1300	0.720	-80.4	7.12	117.8	0.0759	43.9	0.706	-44.7
1400	0.699	-85.8	6.88	114.2	0.0787	41.6	0.680	-47.1
1500	0.677	-91.4	6.68	110.7	0.0822	40.0	0.654	-49.4
1600	0.657	-96.8	6.49	107.1	0.0832	37.8	0.628	-51.4
1700	0.639	-101.9	6.28	103.8	0.0862	36.5	0.604	-53.5
1800	0.622	-107.0	6.07	100.6	0.0881	34.1	0.579	-55.4
1900	0.606	-112.0	5.87	97.5	0.0897	32.7	0.558	-57.4
2000	0.592	-117.1	5.69	94.6	0.0905	31.0	0.536	-59.3
2200	0.568	-126.3	5.33	88.9	0.0934	27.9	0.497	-62.8
2400	0.548	-135.5	5.01	83.5	0.0947	25.5	0.461	-66.1
2600	0.533	-144.2	4.71	78.4	0.0965	23.8	0.427	-69.5
2800	0.523	-152.5	4.44	73.6	0.0984	22.1	0.398	-72.7
3000	0.515	-160.1	4.19	69.0	0.0997	20.4	0.372	-75.9
3200	0.511	-167.4	3.96	64.6	0.1014	18.9	0.348	-79.4
3400	0.508	-174.3	3.75	60.3	0.1012	17.2	0.326	-82.6
3600	0.506	179.2	3.55	56.2	0.1021	16.4	0.305	-85.9
3800	0.507	173.4	3.38	52.4	0.1031	15.5	0.288	-89.4
4000	0.510	167.8	3.22	48.5	0.1048	15.1	0.273	-93.1
4200	0.514	162.4	3.08	44.7	0.1060	14.2	0.259	-97.0
4400	0.518	157.5	2.95	41.1	0.1071	13.4	0.247	-101.2
4600	0.524	152.8	2.82	37.5	0.1092	12.5	0.235	-105.5
4800	0.529	148.2	2.71	33.9	0.1106	11.6	0.224	-109.7
5000	0.535	143.8	2.60	30.5	0.1117	11.3	0.214	-114.7
5200	0.541	139.5	2.50	27.0	0.1138	10.6	0.205	-119.6
5400	0.547	135.6	2.41	23.6	0.1157	9.4	0.198	-124.9
5600	0.553	131.7	2.32	20.2	0.1179	9.0	0.191	-130.3
5800	0.558	127.9	2.24	16.9	0.1197	8.1	0.186	-136.0
6000	0.565	124.2	2.16	13.5	0.1220	7.2	0.181	-142.0

S Parameter

 $(V_{CE} = 1 \text{ V}, I_C = 5 \text{ mA}, Z_O = 50 \Omega)$

f (MHz)	S11		S21		S12		S22	
	MAG	ANG	MAG	ANG	MAG	ANG	MAG	ANG
100	0.922	-8.9	14.58	172.1	0.0110	92.2	0.967	-6.3
200	0.909	-17.0	14.38	164.8	0.0151	75.0	0.974	-11.4
300	0.887	-24.8	14.03	158.0	0.0227	75.8	0.948	-16.6
400	0.861	-33.2	13.65	151.7	0.0304	70.8	0.919	-21.6
500	0.833	-41.2	13.26	145.8	0.0346	65.8	0.884	-26.4
600	0.801	-48.8	12.82	140.2	0.0409	62.3	0.845	-30.7
700	0.771	-55.9	12.25	135.0	0.0454	58.2	0.806	-34.8
800	0.738	-63.0	11.78	129.9	0.0499	54.9	0.764	-38.5
900	0.707	-70.3	11.38	125.4	0.0534	51.7	0.726	-41.7
1000	0.676	-76.8	10.88	120.7	0.0567	49.0	0.688	-44.7
1100	0.648	-83.2	10.38	116.5	0.0593	46.7	0.653	-47.5
1200	0.618	-89.7	9.96	112.3	0.0619	44.0	0.618	-50.0
1300	0.593	-95.4	9.49	108.5	0.0642	43.0	0.586	-52.4
1400	0.572	-101.1	9.06	105.1	0.0666	41.6	0.559	-54.6
1500	0.550	-106.9	8.67	101.7	0.0686	40.3	0.530	-56.8
1600	0.531	-112.4	8.30	98.5	0.0708	39.2	0.505	-58.6
1700	0.516	-117.6	7.95	95.4	0.0735	38.3	0.480	-60.6
1800	0.502	-122.8	7.61	92.5	0.0738	36.3	0.457	-62.3
1900	0.489	-127.7	7.30	89.7	0.0750	36.0	0.437	-64.1
2000	0.478	-132.7	7.01	87.0	0.0759	34.9	0.417	-65.9
2200	0.462	-141.8	6.48	82.0	0.0792	33.3	0.381	-69.1
2400	0.451	-150.6	6.02	77.2	0.0818	32.3	0.349	-72.4
2600	0.443	-158.8	5.61	72.7	0.0844	31.1	0.319	-75.7
2800	0.439	-166.3	5.25	68.5	0.0872	29.7	0.294	-79.1
3000	0.438	-173.5	4.92	64.4	0.0890	28.7	0.272	-82.4
3200	0.440	-180.0	4.63	60.4	0.0922	27.7	0.251	-86.4
3400	0.442	173.7	4.37	56.6	0.0947	27.0	0.232	-90.2
3600	0.445	167.9	4.13	53.0	0.0964	25.9	0.214	-94.1
3800	0.449	162.8	3.91	49.5	0.0992	25.7	0.200	-98.3
4000	0.455	158.0	3.73	46.0	0.1023	24.4	0.188	-103.1
4200	0.462	153.2	3.55	42.5	0.1058	23.7	0.177	-108.1
4400	0.469	148.7	3.39	39.2	0.1088	22.9	0.167	-113.6
4600	0.476	144.6	3.25	35.9	0.1114	21.8	0.158	-119.3
4800	0.483	140.7	3.11	32.6	0.1146	20.5	0.150	-125.4
5000	0.491	136.8	2.98	29.4	0.1174	19.6	0.144	-131.6
5200	0.499	133.0	2.87	26.2	0.1205	18.3	0.138	-138.9
5400	0.505	129.4	2.76	23.0	0.1236	17.1	0.135	-146.1
5600	0.512	125.9	2.66	19.8	0.1268	16.0	0.132	-153.2
5800	0.519	122.5	2.56	16.7	0.1298	14.2	0.131	-160.8
6000	0.527	119.1	2.47	13.5	0.1330	13.3	0.131	-168.4

S Parameter

 $(V_{CE} = 1 \text{ V}, I_C = 7 \text{ mA}, Z_O = 50 \Omega)$

f (MHz)	S11		S21		S12		S22	
	MAG	ANG	MAG	ANG	MAG	ANG	MAG	ANG
100	0.897	-10.3	19.56	170.6	0.0103	89.3	0.954	-7.7
200	0.874	-20.5	19.13	162.0	0.0137	81.7	0.963	-13.8
300	0.845	-30.0	18.47	154.2	0.0244	69.4	0.925	-20.2
400	0.809	-39.5	17.74	147.0	0.0282	68.9	0.880	-26.0
500	0.769	-48.6	16.98	140.4	0.0326	62.9	0.834	-31.3
600	0.729	-57.3	16.17	134.3	0.0373	59.6	0.785	-35.8
700	0.692	-65.1	15.24	128.7	0.0424	54.4	0.736	-40.1
800	0.653	-72.9	14.43	123.4	0.0456	52.1	0.689	-43.8
900	0.618	-80.7	13.70	118.6	0.0484	49.4	0.645	-47.0
1000	0.585	-87.5	12.92	114.1	0.0508	47.9	0.605	-49.9
1100	0.556	-94.0	12.18	110.0	0.0536	47.3	0.568	-52.5
1200	0.528	-100.6	11.54	106.1	0.0557	45.3	0.535	-54.8
1300	0.505	-106.5	10.90	102.5	0.0578	44.2	0.503	-57.0
1400	0.486	-112.4	10.32	99.3	0.0599	43.5	0.475	-58.9
1500	0.468	-118.1	9.80	96.1	0.0625	42.3	0.448	-60.8
1600	0.453	-123.5	9.31	93.2	0.0631	41.5	0.424	-62.6
1700	0.440	-128.7	8.86	90.4	0.0648	40.9	0.402	-64.4
1800	0.431	-133.8	8.45	87.7	0.0663	39.6	0.381	-66.0
1900	0.421	-138.5	8.07	85.2	0.0687	39.9	0.363	-67.6
2000	0.415	-143.4	7.72	82.7	0.0694	39.3	0.344	-69.3
2200	0.404	-152.3	7.09	78.1	0.0729	38.3	0.312	-72.6
2400	0.399	-160.6	6.55	73.7	0.0762	37.8	0.283	-75.8
2600	0.397	-168.3	6.08	69.6	0.0798	36.4	0.258	-79.4
2800	0.398	-175.3	5.67	65.6	0.0832	35.7	0.236	-82.8
3000	0.400	178.2	5.31	61.9	0.0870	34.3	0.216	-86.7
3200	0.404	172.1	4.98	58.2	0.0899	33.8	0.197	-91.2
3400	0.410	166.3	4.70	54.6	0.0928	32.2	0.180	-95.7
3600	0.415	161.0	4.43	51.2	0.0963	31.5	0.165	-100.4
3800	0.420	156.5	4.20	47.9	0.0995	31.2	0.155	-105.6
4000	0.429	152.1	3.99	44.7	0.1038	30.1	0.145	-111.6
4200	0.437	147.7	3.80	41.4	0.1071	29.0	0.136	-118.3
4400	0.444	143.8	3.63	38.2	0.1110	27.6	0.128	-125.3
4600	0.453	140.0	3.47	35.0	0.1145	26.3	0.122	-132.7
4800	0.460	136.2	3.32	31.9	0.1183	24.4	0.118	-140.4
5000	0.469	132.6	3.19	28.8	0.1220	23.1	0.114	-148.6
5200	0.477	129.2	3.06	25.7	0.1256	21.9	0.113	-156.9
5400	0.485	125.8	2.94	22.6	0.1295	20.4	0.113	-165.1
5600	0.492	122.6	2.84	19.6	0.1322	18.9	0.115	-173.1
5800	0.500	119.4	2.73	16.6	0.1356	17.2	0.117	179.1
6000	0.508	116.2	2.64	13.6	0.1391	15.6	0.122	171.3

S Parameter

(V_{CE} = 1 V, I_C = 10 mA, Z_O = 50 Ω)

f (MHz)	S11		S21		S12		S22	
	MAG	ANG	MAG	ANG	MAG	ANG	MAG	ANG
100	0.863	-13.0	26.20	168.5	0.0052	62.3	0.951	-9.2
200	0.825	-25.3	25.34	158.4	0.0147	87.9	0.939	-17.1
300	0.780	-36.8	24.07	149.2	0.0217	65.9	0.888	-24.7
400	0.735	-47.9	22.71	141.2	0.0267	66.2	0.825	-31.1
500	0.684	-58.2	21.28	133.8	0.0314	59.7	0.764	-36.9
600	0.636	-67.9	19.83	127.3	0.0341	58.4	0.706	-41.5
700	0.594	-76.5	18.35	121.5	0.0374	53.4	0.650	-45.6
800	0.554	-84.7	17.05	116.2	0.0401	51.4	0.599	-49.0
900	0.520	-92.5	15.89	111.6	0.0421	51.5	0.555	-51.9
1000	0.488	-99.7	14.78	107.4	0.0455	50.0	0.515	-54.5
1100	0.463	-106.3	13.78	103.6	0.0473	48.3	0.479	-56.7
1200	0.440	-112.9	12.91	100.0	0.0497	47.8	0.448	-58.7
1300	0.422	-118.8	12.09	96.8	0.0508	48.2	0.419	-60.6
1400	0.407	-124.6	11.38	93.8	0.0532	48.1	0.392	-62.4
1500	0.394	-130.2	10.74	91.0	0.0551	46.4	0.370	-64.1
1600	0.383	-135.6	10.15	88.3	0.0571	46.1	0.348	-65.5
1700	0.376	-140.5	9.62	85.8	0.0590	45.6	0.328	-67.2
1800	0.369	-145.5	9.14	83.4	0.0611	44.5	0.310	-68.6
1900	0.365	-150.2	8.70	81.1	0.0623	44.7	0.294	-70.2
2000	0.362	-154.7	8.30	78.9	0.0651	44.5	0.278	-71.7
2200	0.358	-162.9	7.59	74.7	0.0693	43.7	0.251	-75.0
2400	0.358	-170.6	6.99	70.6	0.0726	43.0	0.227	-78.5
2600	0.361	-177.6	6.47	66.8	0.0761	41.7	0.204	-82.4
2800	0.364	175.8	6.03	63.2	0.0808	41.0	0.185	-86.5
3000	0.370	170.1	5.63	59.7	0.0839	39.8	0.167	-91.1
3200	0.378	164.5	5.28	56.2	0.0891	38.4	0.153	-96.7
3400	0.385	159.4	4.97	52.9	0.0922	37.7	0.139	-102.4
3600	0.392	154.7	4.68	49.7	0.0959	36.5	0.126	-108.5
3800	0.399	150.6	4.43	46.6	0.1004	35.5	0.116	-114.8
4000	0.408	146.6	4.21	43.5	0.1057	34.3	0.110	-123.1
4200	0.417	142.7	4.01	40.4	0.1097	32.7	0.105	-131.3
4400	0.426	139.3	3.83	37.3	0.1140	31.0	0.101	-140.6
4600	0.435	135.7	3.66	34.3	0.1178	29.8	0.099	-149.3
4800	0.444	132.3	3.50	31.3	0.1217	27.8	0.099	-158.9
5000	0.452	128.9	3.36	28.3	0.1256	26.5	0.099	-167.4
5200	0.460	125.8	3.23	25.4	0.1297	24.8	0.103	-176.8
5400	0.468	122.6	3.10	22.4	0.1343	22.7	0.107	174.9
5600	0.477	119.6	2.99	19.5	0.1374	21.6	0.113	167.2
5800	0.484	116.6	2.88	16.5	0.1412	19.3	0.118	160.3
6000	0.494	113.5	2.78	13.6	0.1450	17.8	0.126	153.8

S Parameter

(V_{CE} = 1 V, I_C = 20 mA, Z_O = 50 Ω)

f (MHz)	S11		S21		S12		S22	
	MAG	ANG	MAG	ANG	MAG	ANG	MAG	ANG
100	0.724	-21.2	39.39	163.6	0.0058	54.8	0.900	-13.4
200	0.671	-40.3	38.06	149.5	0.0099	67.2	0.861	-25.1
300	0.606	-56.4	35.19	137.6	0.0171	58.2	0.764	-34.1
400	0.546	-70.5	31.79	128.1	0.0220	65.1	0.677	-40.8
500	0.490	-82.9	28.32	120.2	0.0236	61.1	0.600	-46.1
600	0.445	-93.5	25.27	113.9	0.0276	58.5	0.533	-50.0
700	0.410	-102.7	22.61	108.7	0.0299	55.2	0.477	-52.9
800	0.381	-111.1	20.40	104.2	0.0316	56.7	0.432	-55.4
900	0.361	-118.9	18.56	100.4	0.0341	54.9	0.395	-57.4
1000	0.344	-125.9	16.96	97.0	0.0367	55.2	0.363	-58.8
1100	0.331	-132.3	15.60	93.8	0.0384	53.9	0.335	-60.2
1200	0.321	-138.6	14.44	91.0	0.0415	54.2	0.310	-61.6
1300	0.313	-144.1	13.41	88.4	0.0434	55.0	0.289	-62.9
1400	0.308	-149.4	12.52	86.0	0.0454	55.4	0.270	-64.1
1500	0.305	-154.4	11.74	83.7	0.0481	54.7	0.253	-65.2
1600	0.303	-159.3	11.04	81.5	0.0506	54.5	0.238	-66.2
1700	0.302	-163.4	10.42	79.4	0.0531	54.0	0.224	-67.7
1800	0.303	-167.6	9.87	77.4	0.0552	53.9	0.211	-69.0
1900	0.303	-171.3	9.36	75.4	0.0575	53.8	0.199	-70.4
2000	0.305	-175.1	8.91	73.6	0.0596	53.1	0.187	-72.0
2200	0.311	178.3	8.12	69.9	0.0655	52.3	0.167	-75.6
2400	0.318	172.2	7.45	66.4	0.0700	50.7	0.149	-79.4
2600	0.325	166.9	6.88	63.1	0.0749	50.0	0.132	-84.7
2800	0.334	161.7	6.39	59.8	0.0803	48.5	0.118	-90.1
3000	0.343	157.0	5.96	56.7	0.0849	47.2	0.105	-96.3
3200	0.354	152.8	5.59	53.5	0.0892	45.8	0.094	-105.2
3400	0.363	148.6	5.25	50.4	0.0939	44.3	0.084	-114.0
3600	0.372	144.8	4.95	47.5	0.0984	42.5	0.076	-124.4
3800	0.379	141.6	4.69	44.7	0.1034	41.4	0.073	-134.2
4000	0.389	138.3	4.45	41.8	0.1087	39.5	0.073	-146.5
4200	0.400	135.2	4.23	38.8	0.1138	37.8	0.074	-158.7
4400	0.410	132.1	4.04	36.0	0.1174	35.7	0.077	-169.5
4600	0.419	129.0	3.86	33.1	0.1223	33.8	0.083	-179.9
4800	0.428	126.1	3.69	30.3	0.1269	32.3	0.089	171.8
5000	0.437	123.3	3.54	27.5	0.1304	30.4	0.096	163.6
5200	0.446	120.5	3.40	24.6	0.1354	28.3	0.104	156.8
5400	0.455	117.8	3.27	21.8	0.1396	26.5	0.113	150.6
5600	0.464	115.1	3.15	19.0	0.1435	24.5	0.122	145.1
5800	0.471	112.3	3.04	16.2	0.1479	22.4	0.132	139.9
6000	0.482	109.7	2.93	13.3	0.1516	20.3	0.141	135.1

S Parameter

 $(V_{CE} = 1\text{ V}, I_C = 30\text{ mA}, Z_O = 50\ \Omega)$

f (MHz)	S11		S21		S12		S22	
	MAG	ANG	MAG	ANG	MAG	ANG	MAG	ANG
100	0.588	-30.4	44.10	160.5	0.0066	96.2	0.826	-17.7
200	0.537	-55.8	41.51	143.8	0.0122	73.0	0.768	-29.9
300	0.478	-76.3	37.20	130.6	0.0181	64.3	0.658	-39.1
400	0.431	-92.4	32.78	120.8	0.0193	59.8	0.561	-45.3
500	0.395	-105.9	28.61	113.2	0.0226	54.6	0.486	-49.6
600	0.368	-116.5	25.25	107.5	0.0244	60.0	0.429	-52.4
700	0.348	-125.5	22.39	102.9	0.0268	58.2	0.381	-54.6
800	0.332	-133.4	20.12	98.9	0.0294	57.7	0.345	-56.1
900	0.322	-139.9	18.26	95.4	0.0317	56.3	0.313	-57.5
1000	0.315	-146.4	16.60	92.4	0.0342	58.0	0.287	-58.4
1100	0.310	-152.2	15.24	89.6	0.0358	57.6	0.266	-59.1
1200	0.307	-157.5	14.08	87.1	0.0384	57.4	0.245	-60.3
1300	0.304	-162.0	13.06	84.8	0.0409	57.9	0.229	-61.1
1400	0.304	-166.4	12.18	82.6	0.0444	59.2	0.214	-62.0
1500	0.305	-170.6	11.41	80.5	0.0473	58.7	0.200	-62.9
1600	0.306	-174.2	10.73	78.4	0.0497	57.8	0.188	-63.9
1700	0.309	-177.8	10.11	76.5	0.0515	57.9	0.177	-65.3
1800	0.312	178.9	9.57	74.6	0.0541	57.9	0.166	-66.3
1900	0.313	175.8	9.07	72.8	0.0574	57.6	0.156	-67.8
2000	0.318	173.0	8.63	71.1	0.0597	57.0	0.147	-69.7
2200	0.325	167.5	7.86	67.6	0.0651	55.7	0.130	-73.2
2400	0.334	162.8	7.21	64.3	0.0703	54.2	0.114	-77.6
2600	0.343	158.0	6.65	61.1	0.0752	52.9	0.099	-83.9
2800	0.353	153.8	6.18	58.0	0.0801	51.5	0.087	-90.2
3000	0.363	150.1	5.76	54.9	0.0852	49.6	0.076	-98.8
3200	0.374	146.4	5.40	51.9	0.0899	48.1	0.067	-110.3
3400	0.384	142.8	5.07	48.8	0.0946	46.6	0.060	-122.9
3600	0.392	139.4	4.78	46.0	0.1001	44.4	0.055	-137.4
3800	0.401	136.5	4.52	43.2	0.1047	43.2	0.057	-150.1
4000	0.411	133.6	4.30	40.4	0.1098	40.9	0.060	-163.7
4200	0.420	130.8	4.09	37.5	0.1144	39.3	0.065	-175.8
4400	0.430	128.0	3.90	34.6	0.1192	36.9	0.073	173.8
4600	0.440	125.2	3.73	31.9	0.1240	35.3	0.080	165.4
4800	0.448	122.6	3.56	29.1	0.1291	33.3	0.089	158.0
5000	0.457	119.9	3.42	26.2	0.1333	31.5	0.099	152.1
5200	0.467	117.3	3.28	23.5	0.1378	29.4	0.108	146.1
5400	0.474	114.7	3.15	20.7	0.1414	27.3	0.118	140.9
5600	0.483	112.1	3.04	17.9	0.1454	25.4	0.128	136.6
5800	0.491	109.5	2.93	15.1	0.1494	23.0	0.138	132.2
6000	0.499	106.9	2.82	12.3	0.1536	20.9	0.149	128.3

S Parameter

 $(V_{CE} = 2\text{ V}, I_C = 1\text{ mA}, Z_O = 50\ \Omega)$

f (MHz)	S11		S21		S12		S22	
	MAG	ANG	MAG	ANG	MAG	ANG	MAG	ANG
100	0.980	-4.5	3.19	176.0	0.0053	145.2	0.992	-2.6
200	0.982	-8.6	3.19	171.9	0.0131	84.4	0.997	-4.8
300	0.976	-12.7	3.18	168.2	0.0223	86.1	0.991	-7.0
400	0.973	-17.4	3.18	164.7	0.0286	77.8	0.982	-9.4
500	0.967	-21.7	3.18	161.1	0.0348	76.2	0.977	-11.6
600	0.961	-26.1	3.17	157.8	0.0407	72.9	0.968	-13.8
700	0.956	-30.4	3.13	154.2	0.0472	69.5	0.958	-16.0
800	0.947	-34.6	3.11	150.7	0.0533	66.0	0.947	-18.2
900	0.940	-39.2	3.13	148.2	0.0603	63.6	0.935	-20.3
1000	0.929	-43.6	3.11	144.1	0.0651	60.6	0.921	-22.4
1100	0.919	-48.0	3.08	140.8	0.0709	57.1	0.909	-24.4
1200	0.908	-52.5	3.08	136.9	0.0758	55.3	0.896	-26.4
1300	0.896	-56.7	3.03	133.6	0.0810	52.1	0.881	-28.3
1400	0.886	-61.2	3.00	130.5	0.0856	50.4	0.868	-30.3
1500	0.873	-65.7	2.98	127.2	0.0900	46.4	0.853	-32.3
1600	0.860	-70.3	2.97	123.8	0.0939	44.5	0.838	-34.1
1700	0.848	-74.7	2.93	120.6	0.0981	42.1	0.823	-36.0
1800	0.836	-79.1	2.88	117.4	0.1013	39.6	0.807	-37.8
1900	0.824	-83.6	2.84	114.3	0.1047	36.9	0.793	-39.6
2000	0.812	-88.2	2.81	111.2	0.1072	34.2	0.778	-41.4
2200	0.789	-96.9	2.72	105.0	0.1128	29.9	0.748	-44.9
2400	0.767	-105.7	2.65	99.0	0.1153	25.5	0.718	-48.2
2600	0.747	-114.3	2.57	93.1	0.1182	21.2	0.688	-51.5
2800	0.728	-122.9	2.49	87.5	0.1201	17.3	0.662	-54.8
3000	0.712	-131.2	2.40	81.9	0.1213	13.6	0.637	-57.8
3200	0.698	-139.1	2.31	76.5	0.1211	10.3	0.613	-61.0
3400	0.687	-146.9	2.23	71.3	0.1203	7.1	0.591	-64.1
3600	0.677	-154.3	2.14	66.4	0.1183	4.1	0.569	-67.1
3800	0.670	-161.2	2.07	61.6	0.1155	1.3	0.550	-70.1
4000	0.666	-168.1	1.99	56.9	0.1151	-0.5	0.534	-73.3
4200	0.662	-174.7	1.93	52.4	0.1129	-2.4	0.517	-76.5
4400	0.661	179.1	1.85	47.9	0.1102	-4.1	0.503	-79.8
4600	0.660	173.1	1.79	43.6	0.1075	-5.5	0.489	-83.1
4800	0.660	167.5	1.73	39.3	0.1055	-6.3	0.477	-86.4
5000	0.660	162.0	1.67	35.2	0.1021	-7.1	0.465	-89.8
5200	0.662	156.7	1.62	31.1	0.1002	-7.8	0.453	-93.4
5400	0.665	151.7	1.56	27.2	0.0982	-8.2	0.443	-97.1
5600	0.667	146.9	1.51	23.3	0.0949	-7.7	0.434	-101.1
5800	0.669	142.1	1.46	19.4	0.0937	-7.5	0.425	-105.0
6000	0.672	137.6	1.41	15.6	0.0927	-6.8	0.415	-108.9

S Parameter

 $(V_{CE} = 2\text{ V}, I_C = 3\text{ mA}, Z_O = 50\ \Omega)$

f (MHz)	S11		S21		S12		S22	
	MAG	ANG	MAG	ANG	MAG	ANG	MAG	ANG
100	0.954	-6.5	9.14	174.1	0.0059	97.1	0.982	-3.9
200	0.945	-12.6	9.10	168.5	0.0121	90.7	0.989	-7.5
300	0.933	-18.5	8.98	163.3	0.0195	78.2	0.977	-11.1
400	0.922	-24.8	8.87	158.2	0.0267	76.4	0.959	-14.5
500	0.905	-31.1	8.76	153.4	0.0332	70.5	0.942	-18.0
600	0.886	-37.1	8.61	148.8	0.0388	66.7	0.921	-21.2
700	0.868	-42.8	8.37	144.3	0.0435	63.3	0.898	-24.5
800	0.845	-48.6	8.18	139.9	0.0481	59.5	0.873	-27.4
900	0.825	-54.8	8.09	136.1	0.0522	56.1	0.846	-30.1
1000	0.800	-60.4	7.88	131.6	0.0571	54.0	0.818	-32.8
1100	0.778	-65.9	7.67	127.6	0.0597	50.5	0.794	-35.2
1200	0.752	-71.7	7.51	123.3	0.0642	49.3	0.767	-37.6
1300	0.729	-77.0	7.27	119.6	0.0664	46.6	0.741	-39.9
1400	0.709	-82.3	7.04	116.1	0.0697	44.6	0.715	-42.0
1500	0.686	-87.7	6.85	112.5	0.0715	42.0	0.691	-44.0
1600	0.663	-92.9	6.66	109.0	0.0739	39.4	0.667	-45.8
1700	0.645	-98.0	6.45	105.7	0.0760	38.3	0.644	-47.7
1800	0.627	-102.9	6.25	102.6	0.0779	36.6	0.621	-49.4
1900	0.611	-107.8	6.06	99.5	0.0791	35.2	0.601	-51.1
2000	0.596	-112.9	5.87	96.5	0.0805	33.9	0.580	-52.8
2200	0.569	-122.0	5.51	90.9	0.0825	30.5	0.543	-55.8
2400	0.547	-131.2	5.20	85.5	0.0847	28.8	0.508	-58.7
2600	0.529	-139.8	4.90	80.4	0.0862	26.5	0.475	-61.7
2800	0.516	-148.1	4.62	75.6	0.0866	25.0	0.449	-64.3
3000	0.506	-155.9	4.37	70.9	0.0883	23.0	0.423	-67.0
3200	0.502	-163.3	4.13	66.5	0.0901	22.1	0.399	-69.8
3400	0.497	-170.4	3.92	62.2	0.0903	20.5	0.379	-72.6
3600	0.494	-176.9	3.72	58.2	0.0913	20.2	0.358	-75.2
3800	0.494	177.0	3.54	54.3	0.0921	19.5	0.341	-77.9
4000	0.497	171.2	3.38	50.5	0.0939	19.1	0.327	-81.2
4200	0.500	165.7	3.23	46.7	0.0948	18.3	0.312	-84.2
4400	0.504	160.5	3.09	43.0	0.0963	17.8	0.298	-87.7
4600	0.508	155.7	2.97	39.4	0.0980	17.3	0.286	-91.1
4800	0.513	151.1	2.85	35.9	0.1005	16.7	0.275	-94.6
5000	0.518	146.5	2.74	32.4	0.1016	16.0	0.264	-98.4
5200	0.525	142.1	2.64	28.9	0.1030	15.3	0.253	-102.4
5400	0.530	138.1	2.54	25.5	0.1054	15.0	0.245	-106.6
5600	0.536	134.1	2.45	22.1	0.1074	14.3	0.235	-110.8
5800	0.541	130.2	2.36	18.8	0.1098	13.3	0.228	-115.5
6000	0.548	126.4	2.29	15.5	0.1123	12.7	0.220	-120.3

S Parameter

 $(V_{CE} = 2 \text{ V}, I_C = 5 \text{ mA}, Z_O = 50 \Omega)$

f (MHz)	S11		S21		S12		S22	
	MAG	ANG	MAG	ANG	MAG	ANG	MAG	ANG
100	0.924	-8.2	14.62	172.4	0.0099	95.9	0.974	-5.4
200	0.914	-15.8	14.43	165.5	0.0130	75.7	0.980	-9.9
300	0.891	-23.5	14.11	159.0	0.0191	79.3	0.959	-14.4
400	0.869	-31.3	13.76	152.9	0.0260	72.2	0.932	-18.9
500	0.841	-38.8	13.40	147.2	0.0304	66.8	0.901	-23.1
600	0.812	-46.1	12.99	141.7	0.0359	62.2	0.867	-26.9
700	0.782	-52.8	12.44	136.6	0.0401	59.6	0.831	-30.6
800	0.750	-59.6	12.00	131.6	0.0438	55.7	0.794	-33.8
900	0.718	-66.7	11.63	127.1	0.0465	55.1	0.758	-36.6
1000	0.686	-73.0	11.14	122.5	0.0499	52.2	0.723	-39.3
1100	0.657	-79.0	10.66	118.4	0.0521	48.3	0.692	-41.7
1200	0.626	-85.3	10.25	114.2	0.0552	46.8	0.659	-44.0
1300	0.600	-91.0	9.79	110.4	0.0572	45.4	0.630	-46.0
1400	0.577	-96.5	9.36	106.9	0.0596	44.0	0.603	-48.0
1500	0.555	-102.0	8.98	103.6	0.0606	42.4	0.576	-49.8
1600	0.534	-107.4	8.61	100.3	0.0624	41.6	0.551	-51.3
1700	0.516	-112.6	8.25	97.3	0.0644	39.9	0.527	-52.9
1800	0.501	-117.6	7.91	94.4	0.0661	38.9	0.506	-54.3
1900	0.487	-122.6	7.60	91.6	0.0664	37.9	0.486	-55.8
2000	0.474	-127.4	7.31	88.9	0.0684	36.9	0.467	-57.2
2200	0.455	-136.6	6.77	83.8	0.0711	35.6	0.432	-59.8
2400	0.441	-145.5	6.29	79.0	0.0732	34.7	0.402	-62.3
2600	0.430	-153.9	5.88	74.5	0.0753	33.4	0.374	-64.9
2800	0.424	-161.7	5.51	70.3	0.0783	32.9	0.349	-67.4
3000	0.422	-169.0	5.17	66.2	0.0802	31.6	0.326	-70.0
3200	0.422	-175.9	4.87	62.2	0.0825	30.7	0.306	-72.8
3400	0.423	177.7	4.60	58.4	0.0853	30.1	0.286	-75.7
3600	0.424	171.7	4.35	54.7	0.0875	29.6	0.269	-78.2
3800	0.427	166.5	4.13	51.3	0.0892	29.2	0.253	-81.2
4000	0.434	161.3	3.93	47.8	0.0927	28.5	0.241	-84.6
4200	0.440	156.4	3.75	44.4	0.0957	27.7	0.228	-88.4
4400	0.446	151.9	3.58	41.0	0.0985	26.9	0.216	-92.3
4600	0.454	147.6	3.43	37.7	0.1015	25.8	0.205	-96.1
4800	0.460	143.5	3.29	34.4	0.1047	24.6	0.195	-100.3
5000	0.467	139.3	3.16	31.2	0.1073	23.6	0.185	-104.8
5200	0.475	135.6	3.04	28.0	0.1102	22.8	0.176	-109.6
5400	0.481	131.9	2.93	24.8	0.1138	21.3	0.168	-114.9
5600	0.489	128.3	2.82	21.7	0.1171	20.5	0.161	-120.1
5800	0.497	124.7	2.72	18.5	0.1201	18.8	0.154	-125.8
6000	0.504	121.4	2.63	15.4	0.1242	17.9	0.148	-132.1

S Parameter

 $(V_{CE} = 2\text{ V}, I_C = 7\text{ mA}, Z_O = 50\ \Omega)$

f (MHz)	S11		S21		S12		S22	
	MAG	ANG	MAG	ANG	MAG	ANG	MAG	ANG
100	0.901	-9.8	19.67	171.0	0.0075	50.0	0.966	-6.2
200	0.883	-19.0	19.27	162.8	0.0114	75.2	0.970	-12.1
300	0.852	-28.0	18.64	155.3	0.0193	82.6	0.938	-17.6
400	0.820	-37.0	17.96	148.4	0.0251	69.8	0.899	-22.6
500	0.781	-45.6	17.26	141.9	0.0286	65.2	0.857	-27.2
600	0.742	-53.8	16.48	136.0	0.0341	60.3	0.813	-31.3
700	0.704	-61.3	15.59	130.5	0.0378	58.1	0.768	-35.0
800	0.666	-68.6	14.80	125.2	0.0396	54.8	0.724	-38.2
900	0.629	-76.1	14.10	120.5	0.0423	53.5	0.685	-40.9
1000	0.594	-82.6	13.33	116.0	0.0444	50.4	0.647	-43.3
1100	0.564	-89.0	12.60	111.9	0.0472	48.8	0.613	-45.6
1200	0.534	-95.2	11.96	107.9	0.0484	48.1	0.580	-47.5
1300	0.509	-101.1	11.32	104.3	0.0508	47.4	0.550	-49.4
1400	0.488	-106.8	10.73	101.1	0.0535	46.3	0.523	-50.9
1500	0.468	-112.4	10.21	97.9	0.0552	44.9	0.498	-52.5
1600	0.450	-117.7	9.72	94.9	0.0563	43.9	0.475	-53.8
1700	0.436	-122.9	9.26	92.1	0.0588	42.7	0.453	-55.2
1800	0.424	-127.9	8.84	89.5	0.0592	42.4	0.434	-56.5
1900	0.412	-132.8	8.45	86.9	0.0610	42.0	0.415	-57.7
2000	0.403	-137.6	8.08	84.5	0.0621	41.7	0.398	-58.8
2200	0.390	-146.5	7.44	79.8	0.0653	40.7	0.367	-61.3
2400	0.382	-155.1	6.89	75.4	0.0682	39.9	0.339	-63.6
2600	0.377	-163.0	6.40	71.3	0.0720	39.3	0.314	-66.1
2800	0.376	-170.4	5.98	67.4	0.0751	38.4	0.292	-68.5
3000	0.377	-177.3	5.60	63.6	0.0784	37.0	0.272	-71.2
3200	0.381	176.4	5.26	59.9	0.0808	36.7	0.254	-74.0
3400	0.385	170.3	4.96	56.3	0.0838	35.7	0.236	-77.0
3600	0.389	164.7	4.68	52.9	0.0873	34.8	0.220	-79.8
3800	0.394	160.0	4.44	49.7	0.0905	34.6	0.207	-83.0
4000	0.402	155.4	4.23	46.4	0.0944	33.4	0.194	-86.9
4200	0.409	150.9	4.03	43.1	0.0979	32.2	0.183	-91.1
4400	0.418	146.7	3.85	39.9	0.1016	31.2	0.172	-95.5
4600	0.426	142.7	3.68	36.8	0.1050	29.7	0.163	-100.3
4800	0.433	138.9	3.53	33.7	0.1081	28.6	0.153	-105.0
5000	0.441	135.2	3.39	30.6	0.1117	27.1	0.144	-110.4
5200	0.450	131.6	3.26	27.5	0.1150	25.6	0.136	-116.6
5400	0.456	128.3	3.14	24.4	0.1194	24.3	0.129	-122.8
5600	0.465	124.9	3.02	21.4	0.1222	22.7	0.124	-129.4
5800	0.473	121.7	2.92	18.4	0.1262	21.4	0.119	-137.0
6000	0.481	118.5	2.82	15.4	0.1301	20.3	0.115	-144.6

S Parameter

 $(V_{CE} = 2\text{ V}, I_C = 10\text{ mA}, Z_O = 50\ \Omega)$

f (MHz)	S11		S21		S12		S22	
	MAG	ANG	MAG	ANG	MAG	ANG	MAG	ANG
100	0.871	-11.8	26.57	169.1	0.0044	49.5	0.961	-7.8
200	0.837	-23.4	25.71	159.4	0.0127	77.4	0.953	-14.8
300	0.793	-34.2	24.48	150.6	0.0170	74.2	0.906	-21.3
400	0.749	-44.4	23.16	142.8	0.0219	67.3	0.850	-27.0
500	0.698	-54.1	21.80	135.6	0.0265	63.8	0.797	-31.9
600	0.650	-63.4	20.39	129.1	0.0297	59.2	0.743	-35.9
700	0.607	-71.5	18.95	123.4	0.0333	56.8	0.689	-39.5
800	0.564	-79.4	17.66	118.1	0.0359	54.1	0.642	-42.3
900	0.527	-86.9	16.50	113.5	0.0373	52.8	0.600	-44.7
1000	0.494	-93.6	15.39	109.2	0.0405	51.4	0.563	-46.9
1100	0.467	-100.2	14.38	105.4	0.0416	50.1	0.529	-48.6
1200	0.441	-106.5	13.49	101.8	0.0433	49.7	0.498	-50.2
1300	0.419	-112.2	12.66	98.5	0.0452	48.3	0.470	-51.7
1400	0.402	-117.9	11.92	95.5	0.0483	48.4	0.446	-52.9
1500	0.386	-123.6	11.26	92.7	0.0497	48.8	0.423	-54.2
1600	0.374	-129.0	10.66	90.0	0.0514	48.6	0.402	-55.2
1700	0.364	-133.8	10.11	87.5	0.0530	47.3	0.384	-56.3
1800	0.356	-138.9	9.61	85.0	0.0546	47.2	0.366	-57.2
1900	0.348	-143.6	9.16	82.7	0.0569	46.8	0.350	-58.4
2000	0.343	-148.3	8.74	80.5	0.0582	46.7	0.335	-59.4
2200	0.337	-157.0	8.01	76.3	0.0617	45.8	0.308	-61.5
2400	0.334	-165.1	7.38	72.3	0.0652	45.9	0.285	-63.7
2600	0.335	-172.4	6.84	68.5	0.0698	44.1	0.262	-66.2
2800	0.338	-179.4	6.37	64.9	0.0730	43.6	0.242	-68.7
3000	0.342	174.5	5.96	61.3	0.0772	42.9	0.225	-71.3
3200	0.349	168.6	5.59	57.9	0.0801	42.0	0.209	-74.6
3400	0.354	163.2	5.27	54.5	0.0840	41.1	0.192	-77.9
3600	0.361	158.2	4.97	51.3	0.0885	39.4	0.177	-81.0
3800	0.367	153.9	4.71	48.3	0.0918	38.7	0.167	-84.4
4000	0.377	149.7	4.48	45.2	0.0962	37.8	0.155	-89.2
4200	0.386	145.7	4.27	42.1	0.1007	36.1	0.144	-93.9
4400	0.394	141.9	4.08	39.0	0.1038	34.8	0.134	-99.2
4600	0.404	138.3	3.90	36.0	0.1081	33.1	0.126	-104.9
4800	0.411	134.8	3.74	33.1	0.1119	31.5	0.118	-111.4
5000	0.420	131.3	3.59	30.1	0.1163	30.4	0.111	-117.9
5200	0.429	128.1	3.45	27.1	0.1196	28.7	0.105	-125.8
5400	0.437	125.0	3.32	24.1	0.1237	26.9	0.100	-134.2
5600	0.446	121.8	3.20	21.2	0.1275	25.5	0.096	-142.6
5800	0.454	118.8	3.09	18.3	0.1307	23.7	0.094	-151.2
6000	0.462	115.8	2.98	15.4	0.1353	21.8	0.093	-161.0

S Parameter

 $(V_{CE} = 2\text{ V}, I_C = 20\text{ mA}, Z_O = 50\ \Omega)$

f (MHz)	S11		S21		S12		S22	
	MAG	ANG	MAG	ANG	MAG	ANG	MAG	ANG
100	0.753	-17.6	44.57	164.4	0.0079	89.7	0.910	-12.2
200	0.704	-34.9	41.52	150.9	0.0118	75.1	0.889	-21.3
300	0.632	-49.8	37.55	139.5	0.0166	61.5	0.803	-29.2
400	0.566	-62.8	33.64	130.2	0.0182	64.8	0.722	-35.1
500	0.504	-74.4	29.99	122.4	0.0209	59.1	0.648	-39.5
600	0.454	-84.5	26.76	116.0	0.0243	59.2	0.586	-42.8
700	0.414	-93.5	24.00	110.8	0.0272	58.5	0.531	-45.0
800	0.380	-101.5	21.68	106.1	0.0288	57.4	0.489	-46.9
900	0.354	-109.2	19.71	102.2	0.0300	56.8	0.451	-48.3
1000	0.334	-116.2	18.05	98.7	0.0333	57.6	0.422	-49.4
1100	0.317	-122.9	16.62	95.6	0.0351	56.2	0.393	-50.2
1200	0.303	-128.9	15.39	92.7	0.0368	56.6	0.371	-50.9
1300	0.293	-134.7	14.30	90.0	0.0392	56.9	0.349	-51.8
1400	0.284	-140.4	13.36	87.6	0.0415	56.9	0.331	-52.4
1500	0.278	-145.7	12.53	85.3	0.0438	55.5	0.315	-53.2
1600	0.275	-150.7	11.79	83.0	0.0456	56.2	0.299	-53.6
1700	0.272	-155.3	11.13	80.9	0.0488	55.3	0.284	-54.5
1800	0.270	-160.1	10.55	78.9	0.0505	55.5	0.273	-55.2
1900	0.270	-164.0	10.01	77.0	0.0529	56.5	0.261	-56.0
2000	0.271	-168.2	9.53	75.1	0.0545	55.1	0.250	-56.9
2200	0.274	-175.6	8.69	71.5	0.0595	54.6	0.230	-58.8
2400	0.279	177.7	7.99	68.0	0.0638	53.3	0.212	-60.9
2600	0.286	171.8	7.38	64.7	0.0682	52.1	0.193	-63.5
2800	0.294	166.0	6.86	61.5	0.0731	51.2	0.178	-66.0
3000	0.303	161.1	6.41	58.3	0.0780	49.4	0.163	-68.9
3200	0.312	156.3	6.01	55.2	0.0820	48.9	0.149	-73.0
3400	0.321	151.9	5.65	52.1	0.0863	46.9	0.135	-76.7
3600	0.329	147.8	5.33	49.2	0.0907	45.3	0.122	-80.9
3800	0.338	144.3	5.05	46.4	0.0953	44.1	0.113	-85.6
4000	0.348	141.0	4.80	43.5	0.1004	42.3	0.103	-92.1
4200	0.358	137.7	4.57	40.6	0.1049	40.5	0.095	-98.6
4400	0.368	134.4	4.36	37.8	0.1096	39.0	0.086	-106.7
4600	0.378	131.5	4.17	35.0	0.1131	37.5	0.080	-115.8
4800	0.387	128.5	4.00	32.2	0.1182	35.4	0.075	-125.7
5000	0.396	125.6	3.84	29.4	0.1222	33.8	0.071	-136.2
5200	0.406	122.7	3.69	26.5	0.1260	31.8	0.069	-147.9
5400	0.414	120.0	3.55	23.7	0.1298	29.8	0.070	-159.6
5600	0.423	117.3	3.42	20.9	0.1343	28.0	0.071	-170.8
5800	0.432	114.5	3.30	18.1	0.1383	25.6	0.076	178.9
6000	0.441	111.8	3.19	15.3	0.1425	24.0	0.081	169.0

S Parameter

(V_{CE} = 2 V, I_C = 30 mA, Z_O = 50 Ω)

f (MHz)	S11		S21		S12		S22	
	MAG	ANG	MAG	ANG	MAG	ANG	MAG	ANG
100	0.668	-23.8	55.36	161.1	0.0054	38.3	0.888	-13.4
200	0.593	-44.8	50.41	145.2	0.0092	69.0	0.835	-25.2
300	0.517	-61.8	43.97	132.6	0.0143	67.6	0.729	-33.2
400	0.450	-76.0	38.03	123.1	0.0166	66.3	0.636	-38.5
500	0.396	-88.4	32.96	115.7	0.0207	61.0	0.562	-42.4
600	0.357	-98.9	28.82	109.8	0.0212	63.2	0.505	-44.3
700	0.327	-108.1	25.49	105.1	0.0245	62.2	0.455	-45.9
800	0.305	-116.5	22.78	101.0	0.0263	59.2	0.419	-46.9
900	0.287	-124.3	20.56	97.5	0.0273	60.5	0.386	-47.8
1000	0.274	-130.9	18.71	94.4	0.0303	59.6	0.361	-48.2
1100	0.265	-137.4	17.15	91.6	0.0332	60.9	0.338	-48.8
1200	0.258	-143.5	15.82	89.1	0.0348	61.2	0.319	-49.1
1300	0.253	-148.9	14.67	86.7	0.0376	61.8	0.302	-49.4
1400	0.250	-154.2	13.68	84.4	0.0398	61.3	0.288	-49.9
1500	0.249	-159.3	12.80	82.4	0.0424	60.2	0.273	-50.6
1600	0.248	-163.6	12.03	80.3	0.0450	61.6	0.261	-50.9
1700	0.248	-167.8	11.34	78.4	0.0478	60.5	0.249	-51.7
1800	0.251	-171.8	10.74	76.5	0.0494	59.7	0.239	-52.0
1900	0.252	-175.4	10.19	74.7	0.0520	59.5	0.229	-53.1
2000	0.255	-179.0	9.68	73.0	0.0542	59.2	0.219	-53.8
2200	0.261	-174.9	8.82	69.6	0.0589	58.1	0.202	-55.7
2400	0.270	-168.9	8.10	66.3	0.0636	56.6	0.185	-57.8
2600	0.278	-164.0	7.48	63.1	0.0686	55.0	0.169	-60.4
2800	0.288	-159.0	6.95	60.1	0.0740	53.8	0.155	-63.2
3000	0.298	-154.6	6.49	57.1	0.0780	52.3	0.140	-66.1
3200	0.308	-150.6	6.08	54.1	0.0830	50.7	0.128	-70.6
3400	0.318	-146.6	5.72	51.1	0.0876	49.0	0.115	-74.8
3600	0.327	-143.1	5.39	48.3	0.0916	47.6	0.102	-79.2
3800	0.335	-140.0	5.11	45.6	0.0967	46.2	0.093	-85.0
4000	0.346	-137.0	4.86	42.8	0.1021	43.8	0.085	-91.8
4200	0.356	-134.1	4.63	40.0	0.1061	42.4	0.076	-100.0
4400	0.367	-131.1	4.42	37.2	0.1113	40.5	0.069	-109.6
4600	0.376	-128.5	4.22	34.4	0.1156	38.4	0.064	-121.1
4800	0.385	-125.6	4.04	31.6	0.1199	36.8	0.060	-133.1
5000	0.395	-123.0	3.88	28.9	0.1241	34.9	0.059	-145.8
5200	0.404	-120.3	3.73	26.1	0.1281	32.9	0.060	-160.3
5400	0.413	-117.6	3.59	23.3	0.1326	30.8	0.063	-172.0
5600	0.422	-115.1	3.46	20.6	0.1371	29.0	0.068	177.0
5800	0.431	-112.5	3.34	17.8	0.1413	26.7	0.073	166.5
6000	0.440	-109.9	3.22	15.0	0.1450	24.8	0.081	157.5

S Parameter

 $(V_{CE} = 3 \text{ V}, I_C = 1 \text{ mA}, Z_O = 50 \Omega)$

f (MHz)	S11		S21		S12		S22	
	MAG	ANG	MAG	ANG	MAG	ANG	MAG	ANG
100	0.983	-4.2	3.17	176.2	0.0081	61.2	0.989	-2.2
200	0.981	-8.6	3.17	172.0	0.0107	87.9	0.997	-4.6
300	0.978	-12.4	3.17	168.4	0.0209	80.5	0.990	-6.8
400	0.975	-17.2	3.17	164.9	0.0263	78.1	0.984	-9.0
500	0.969	-21.6	3.18	161.4	0.0324	77.0	0.978	-11.2
600	0.962	-25.7	3.17	158.1	0.0396	71.9	0.971	-13.3
700	0.957	-30.0	3.12	154.6	0.0460	68.5	0.961	-15.5
800	0.949	-34.3	3.10	151.1	0.0510	67.0	0.950	-17.6
900	0.942	-38.8	3.13	148.5	0.0564	63.7	0.939	-19.6
1000	0.931	-43.1	3.11	144.5	0.0625	60.8	0.927	-21.5
1100	0.922	-47.5	3.08	141.2	0.0668	57.8	0.916	-23.5
1200	0.910	-52.0	3.08	137.4	0.0722	55.3	0.903	-25.5
1300	0.899	-56.2	3.04	134.1	0.0769	53.2	0.889	-27.4
1400	0.888	-60.6	3.00	131.0	0.0820	50.4	0.875	-29.4
1500	0.876	-65.1	2.99	127.7	0.0858	47.0	0.862	-31.3
1600	0.863	-69.6	2.97	124.4	0.0898	45.0	0.847	-33.0
1700	0.852	-74.0	2.94	121.2	0.0934	42.1	0.834	-34.8
1800	0.839	-78.5	2.89	118.0	0.0973	39.5	0.818	-36.6
1900	0.827	-82.8	2.85	114.9	0.0998	37.6	0.803	-38.4
2000	0.815	-87.5	2.82	111.8	0.1029	35.5	0.788	-40.2
2200	0.792	-96.0	2.74	105.6	0.1073	30.8	0.760	-43.6
2400	0.769	-104.8	2.67	99.6	0.1109	25.9	0.731	-46.8
2600	0.749	-113.5	2.58	93.8	0.1138	21.6	0.702	-50.0
2800	0.730	-122.0	2.50	88.2	0.1149	18.1	0.676	-53.1
3000	0.713	-130.2	2.42	82.5	0.1159	14.3	0.651	-56.1
3200	0.700	-138.2	2.33	77.2	0.1150	11.4	0.627	-59.2
3400	0.688	-146.0	2.25	72.1	0.1145	7.7	0.606	-62.2
3600	0.678	-153.4	2.16	67.1	0.1131	4.9	0.585	-65.2
3800	0.670	-160.4	2.09	62.4	0.1112	2.6	0.566	-68.1
4000	0.666	-167.2	2.01	57.6	0.1087	0.9	0.550	-71.2
4200	0.663	-173.9	1.95	53.1	0.1072	-1.1	0.534	-74.4
4400	0.661	179.9	1.88	48.6	0.1047	-3.1	0.519	-77.5
4600	0.659	173.9	1.81	44.3	0.1020	-3.7	0.506	-80.7
4800	0.659	168.2	1.75	40.1	0.1000	-5.3	0.494	-84.0
5000	0.659	162.6	1.69	35.9	0.0969	-5.5	0.482	-87.3
5200	0.661	157.3	1.64	31.8	0.0943	-5.8	0.470	-90.8
5400	0.663	152.3	1.58	28.0	0.0931	-6.3	0.461	-94.5
5600	0.666	147.4	1.53	24.1	0.0908	-5.6	0.451	-98.1
5800	0.668	142.7	1.48	20.2	0.0899	-5.3	0.442	-102.0
6000	0.670	138.1	1.43	16.4	0.0885	-4.0	0.433	-105.9

S Parameter

 $(V_{CE} = 3 \text{ V}, I_C = 3 \text{ mA}, Z_O = 50 \Omega)$

f (MHz)	S11		S21		S12		S22	
	MAG	ANG	MAG	ANG	MAG	ANG	MAG	ANG
100	0.956	-6.2	9.07	174.1	0.0084	118.4	0.979	-4.2
200	0.950	-12.3	9.03	168.7	0.0117	72.8	0.990	-7.3
300	0.936	-18.1	8.93	163.5	0.0190	74.0	0.977	-10.5
400	0.924	-24.5	8.83	158.5	0.0255	74.2	0.962	-13.9
500	0.909	-30.5	8.73	153.8	0.0317	68.2	0.946	-17.2
600	0.891	-36.5	8.59	149.2	0.0364	67.6	0.926	-20.3
700	0.872	-42.2	8.35	144.8	0.0420	64.2	0.903	-23.3
800	0.851	-47.9	8.18	140.4	0.0464	59.7	0.879	-26.3
900	0.830	-54.0	8.10	136.6	0.0492	57.5	0.853	-28.8
1000	0.806	-59.5	7.89	132.1	0.0545	54.1	0.827	-31.4
1100	0.783	-65.1	7.69	128.1	0.0574	52.0	0.803	-33.8
1200	0.757	-70.7	7.53	123.9	0.0614	48.7	0.778	-36.0
1300	0.734	-76.0	7.30	120.2	0.0642	47.0	0.752	-38.2
1400	0.713	-81.3	7.08	116.7	0.0673	44.7	0.728	-40.3
1500	0.690	-86.6	6.89	113.1	0.0693	42.4	0.704	-42.3
1600	0.668	-91.8	6.71	109.6	0.0709	40.2	0.680	-44.0
1700	0.649	-96.7	6.50	106.3	0.0732	38.7	0.658	-45.8
1800	0.630	-101.7	6.29	103.2	0.0745	37.1	0.636	-47.4
1900	0.614	-106.7	6.11	100.1	0.0756	35.2	0.616	-49.1
2000	0.598	-111.6	5.93	97.1	0.0770	34.2	0.596	-50.7
2200	0.571	-120.8	5.57	91.5	0.0788	31.8	0.560	-53.5
2400	0.547	-129.8	5.25	86.0	0.0809	29.2	0.525	-56.2
2600	0.529	-138.4	4.95	81.0	0.0828	27.2	0.494	-59.0
2800	0.515	-146.9	4.68	76.2	0.0845	25.3	0.466	-61.5
3000	0.506	-154.7	4.42	71.5	0.0857	24.3	0.442	-64.0
3200	0.499	-162.1	4.18	67.1	0.0855	22.9	0.419	-66.8
3400	0.494	-169.2	3.97	62.8	0.0871	21.6	0.398	-69.5
3600	0.491	-175.8	3.77	58.8	0.0872	21.0	0.377	-71.9
3800	0.490	178.1	3.59	54.9	0.0884	20.9	0.361	-74.5
4000	0.492	172.3	3.43	51.1	0.0893	20.0	0.347	-77.5
4200	0.495	166.7	3.28	47.3	0.0912	19.8	0.332	-80.5
4400	0.499	161.5	3.14	43.6	0.0929	18.9	0.319	-83.7
4600	0.505	156.6	3.01	40.0	0.0943	18.7	0.308	-86.8
4800	0.508	151.9	2.89	36.5	0.0966	17.8	0.295	-90.2
5000	0.513	147.3	2.78	33.0	0.0976	17.7	0.285	-93.5
5200	0.519	142.9	2.68	29.5	0.0993	17.4	0.274	-97.4
5400	0.525	138.9	2.58	26.1	0.1018	16.6	0.265	-101.4
5600	0.531	134.8	2.49	22.8	0.1040	16.4	0.256	-105.4
5800	0.537	130.9	2.40	19.4	0.1066	15.2	0.247	-109.6
6000	0.543	127.1	2.32	16.1	0.1088	15.1	0.239	-114.0

S Parameter

 $(V_{CE} = 3\text{ V}, I_C = 5\text{ mA}, Z_O = 50\ \Omega)$

f (MHz)	S11		S21		S12		S22	
	MAG	ANG	MAG	ANG	MAG	ANG	MAG	ANG
100	0.932	-7.5	14.49	172.5	0.0014	85.0	0.978	-5.0
200	0.919	-15.7	14.33	165.7	0.0097	82.5	0.979	-9.5
300	0.896	-22.9	14.03	159.3	0.0184	73.4	0.959	-13.7
400	0.875	-30.7	13.71	153.3	0.0248	71.7	0.934	-18.0
500	0.847	-38.2	13.37	147.6	0.0295	69.0	0.905	-22.0
600	0.817	-45.4	12.98	142.3	0.0337	63.4	0.873	-25.6
700	0.789	-51.9	12.45	137.2	0.0379	60.3	0.839	-29.2
800	0.756	-58.6	12.02	132.2	0.0422	56.7	0.803	-32.3
900	0.724	-65.6	11.67	127.7	0.0441	53.0	0.768	-35.0
1000	0.693	-71.7	11.19	123.1	0.0479	51.4	0.735	-37.5
1100	0.663	-77.8	10.72	119.0	0.0506	50.1	0.704	-39.8
1200	0.632	-83.9	10.32	114.8	0.0523	47.7	0.673	-41.9
1300	0.605	-89.5	9.86	111.0	0.0548	45.5	0.643	-43.9
1400	0.582	-95.0	9.44	107.6	0.0569	44.5	0.617	-45.7
1500	0.558	-100.6	9.06	104.2	0.0582	43.1	0.591	-47.4
1600	0.537	-106.0	8.69	100.9	0.0605	41.7	0.567	-48.8
1700	0.518	-111.1	8.33	97.8	0.0610	40.2	0.545	-50.4
1800	0.502	-116.0	8.00	94.9	0.0634	39.5	0.523	-51.8
1900	0.487	-121.0	7.68	92.1	0.0642	38.9	0.503	-53.2
2000	0.475	-126.0	7.39	89.4	0.0655	38.0	0.485	-54.4
2200	0.454	-135.0	6.85	84.3	0.0683	36.6	0.451	-56.9
2400	0.438	-144.0	6.37	79.6	0.0704	35.6	0.421	-59.2
2600	0.428	-152.3	5.95	75.1	0.0731	34.1	0.393	-61.5
2800	0.421	-160.2	5.58	70.8	0.0749	33.7	0.369	-63.9
3000	0.418	-167.5	5.24	66.7	0.0780	32.5	0.348	-66.3
3200	0.417	-174.5	4.93	62.7	0.0789	31.6	0.327	-68.8
3400	0.418	179.0	4.66	58.9	0.0819	31.3	0.309	-71.4
3600	0.418	172.9	4.41	55.3	0.0834	30.6	0.291	-73.9
3800	0.422	167.6	4.19	51.9	0.0864	30.3	0.275	-76.6
4000	0.428	162.3	3.99	48.4	0.0892	29.7	0.263	-79.8
4200	0.433	157.5	3.81	44.9	0.0921	28.2	0.250	-83.0
4400	0.439	152.8	3.64	41.5	0.0950	27.8	0.238	-86.6
4600	0.447	148.5	3.49	38.3	0.0980	26.9	0.227	-90.1
4800	0.453	144.2	3.34	35.0	0.1014	25.9	0.217	-93.9
5000	0.461	140.2	3.21	31.8	0.1041	25.4	0.206	-97.8
5200	0.468	136.3	3.09	28.6	0.1072	24.2	0.196	-102.2
5400	0.475	132.7	2.98	25.4	0.1099	23.0	0.188	-106.9
5600	0.483	129.1	2.87	22.2	0.1131	21.9	0.179	-111.4
5800	0.489	125.5	2.77	19.1	0.1161	20.5	0.172	-116.5
6000	0.497	122.1	2.68	16.0	0.1207	19.5	0.164	-121.9

S Parameter

 $(V_{CE} = 3\text{ V}, I_C = 7\text{ mA}, Z_O = 50\ \Omega)$

f (MHz)	S11		S21		S12		S22	
	MAG	ANG	MAG	ANG	MAG	ANG	MAG	ANG
100	0.903	-9.5	19.54	171.1	0.0110	92.9	0.962	-6.9
200	0.885	-18.5	19.16	163.1	0.0101	77.0	0.969	-11.4
300	0.857	-27.3	18.56	155.7	0.0175	68.7	0.938	-16.7
400	0.824	-36.1	17.92	148.9	0.0230	69.6	0.904	-21.5
500	0.787	-44.6	17.24	142.5	0.0278	61.2	0.863	-25.9
600	0.748	-52.8	16.50	136.6	0.0314	60.3	0.820	-29.8
700	0.711	-60.1	15.63	131.1	0.0352	58.9	0.778	-33.4
800	0.672	-67.4	14.86	125.9	0.0385	54.9	0.736	-36.3
900	0.635	-74.7	14.18	121.2	0.0396	53.7	0.696	-38.8
1000	0.600	-81.2	13.42	116.6	0.0436	51.3	0.660	-41.2
1100	0.569	-87.5	12.70	112.5	0.0464	49.1	0.627	-43.3
1200	0.539	-93.8	12.07	108.5	0.0471	47.0	0.595	-45.2
1300	0.512	-99.4	11.42	104.9	0.0488	47.2	0.566	-46.8
1400	0.490	-105.0	10.84	101.7	0.0513	46.0	0.540	-48.4
1500	0.470	-110.6	10.32	98.5	0.0529	44.9	0.515	-49.9
1600	0.451	-115.9	9.82	95.5	0.0547	44.4	0.493	-51.1
1700	0.436	-121.0	9.36	92.7	0.0555	43.4	0.472	-52.3
1800	0.424	-126.1	8.94	90.0	0.0570	42.6	0.452	-53.5
1900	0.412	-131.0	8.55	87.4	0.0586	42.8	0.434	-54.7
2000	0.402	-135.8	8.19	85.0	0.0605	42.2	0.417	-55.7
2200	0.388	-144.8	7.54	80.3	0.0631	41.3	0.387	-58.0
2400	0.378	-153.4	6.98	75.9	0.0664	40.8	0.360	-60.0
2600	0.373	-161.3	6.49	71.8	0.0688	39.5	0.335	-62.2
2800	0.371	-169.1	6.06	67.9	0.0724	39.4	0.313	-64.4
3000	0.372	-175.9	5.68	64.1	0.0758	37.8	0.293	-66.9
3200	0.375	177.7	5.34	60.4	0.0783	37.8	0.275	-69.6
3400	0.378	171.5	5.03	56.8	0.0805	36.9	0.258	-72.1
3600	0.382	165.9	4.76	53.4	0.0844	35.9	0.242	-74.6
3800	0.387	161.1	4.51	50.2	0.0875	35.5	0.229	-77.6
4000	0.394	156.3	4.30	46.9	0.0908	34.4	0.216	-81.0
4200	0.402	151.9	4.09	43.7	0.0950	33.8	0.205	-84.5
4400	0.409	147.6	3.91	40.5	0.0980	32.2	0.193	-88.4
4600	0.418	143.7	3.75	37.4	0.1009	30.8	0.183	-92.3
4800	0.426	139.7	3.59	34.3	0.1053	29.8	0.173	-96.6
5000	0.434	136.1	3.45	31.1	0.1083	28.7	0.164	-101.2
5200	0.442	132.5	3.32	28.1	0.1122	27.4	0.155	-106.4
5400	0.449	129.1	3.19	25.0	0.1158	26.1	0.147	-111.8
5600	0.457	125.6	3.08	22.0	0.1195	24.7	0.140	-117.3
5800	0.465	122.4	2.97	19.0	0.1228	22.9	0.133	-123.4
6000	0.473	119.1	2.87	15.9	0.1266	21.5	0.127	-130.1

S Parameter

(V_{CE} = 3 V, I_C = 10 mA, Z_O = 50 Ω)

f (MHz)	S11		S21		S12		S22	
	MAG	ANG	MAG	ANG	MAG	ANG	MAG	ANG
100	0.869	-11.8	26.56	169.2	0.0022	69.6	0.963	-7.5
200	0.841	-22.8	25.72	159.7	0.0116	75.7	0.951	-14.1
300	0.799	-33.3	24.52	151.0	0.0173	70.7	0.907	-20.2
400	0.755	-43.5	23.24	143.3	0.0235	70.7	0.857	-25.6
500	0.704	-53.1	21.90	136.1	0.0256	63.7	0.804	-30.4
600	0.655	-62.0	20.51	129.7	0.0297	60.4	0.751	-34.2
700	0.612	-70.0	19.10	124.0	0.0318	57.3	0.701	-37.5
800	0.569	-77.9	17.81	118.7	0.0340	54.8	0.654	-40.2
900	0.530	-85.4	16.66	114.1	0.0361	51.3	0.614	-42.6
1000	0.497	-91.9	15.56	109.8	0.0390	52.3	0.577	-44.5
1100	0.469	-98.4	14.54	106.0	0.0410	50.0	0.543	-46.1
1200	0.442	-104.7	13.66	102.3	0.0426	50.7	0.514	-47.6
1300	0.420	-110.3	12.82	99.1	0.0445	49.3	0.487	-48.9
1400	0.402	-116.0	12.08	96.1	0.0462	49.0	0.464	-50.1
1500	0.386	-121.6	11.41	93.2	0.0473	48.7	0.441	-51.2
1600	0.372	-126.9	10.80	90.5	0.0497	48.4	0.421	-52.0
1700	0.361	-132.0	10.25	88.0	0.0514	48.3	0.402	-53.1
1800	0.352	-137.0	9.75	85.5	0.0526	47.6	0.386	-54.0
1900	0.345	-141.6	9.29	83.2	0.0545	47.3	0.370	-55.0
2000	0.338	-146.4	8.87	81.0	0.0559	47.1	0.355	-55.9
2200	0.331	-155.2	8.13	76.8	0.0600	46.3	0.329	-57.8
2400	0.328	-163.3	7.49	72.8	0.0634	45.6	0.305	-59.7
2600	0.327	-171.0	6.95	69.0	0.0670	44.7	0.284	-62.0
2800	0.330	-177.8	6.48	65.3	0.0703	44.2	0.264	-64.2
3000	0.335	175.8	6.06	61.8	0.0751	43.9	0.246	-66.5
3200	0.340	169.9	5.69	58.4	0.0783	42.9	0.230	-69.5
3400	0.347	164.2	5.36	55.0	0.0810	41.4	0.215	-72.1
3600	0.352	159.2	5.05	51.9	0.0845	40.3	0.199	-74.7
3800	0.358	154.8	4.79	48.8	0.0884	39.3	0.188	-77.9
4000	0.368	150.6	4.56	45.7	0.0937	38.7	0.177	-81.9
4200	0.376	146.6	4.35	42.6	0.0974	37.2	0.165	-85.8
4400	0.385	142.7	4.15	39.6	0.1011	36.0	0.154	-90.4
4600	0.394	139.0	3.97	36.6	0.1050	34.3	0.145	-95.0
4800	0.402	135.5	3.81	33.6	0.1087	32.8	0.136	-100.1
5000	0.411	132.1	3.65	30.6	0.1125	31.6	0.127	-105.6
5200	0.420	128.7	3.51	27.7	0.1171	29.7	0.119	-112.1
5400	0.428	125.6	3.38	24.7	0.1206	28.2	0.112	-118.8
5600	0.437	122.5	3.26	21.8	0.1242	26.8	0.106	-126.1
5800	0.444	119.5	3.15	18.9	0.1280	24.7	0.102	-134.1
6000	0.453	116.4	3.04	15.9	0.1322	23.1	0.097	-142.1

S Parameter

 $(V_{CE} = 3 \text{ V}, I_C = 20 \text{ mA}, Z_O = 50 \Omega)$

f (MHz)	S11		S21		S12		S22	
	MAG	ANG	MAG	ANG	MAG	ANG	MAG	ANG
100	0.763	-17.4	44.74	164.5	0.0018	0.3	0.938	-10.6
200	0.706	-33.8	41.64	151.4	0.0073	80.5	0.893	-20.2
300	0.638	-48.2	37.69	140.2	0.0140	70.6	0.813	-27.6
400	0.574	-60.8	33.84	131.0	0.0191	64.8	0.735	-33.3
500	0.511	-72.2	30.22	123.2	0.0209	61.8	0.662	-37.6
600	0.460	-82.0	27.02	116.8	0.0239	57.4	0.601	-40.6
700	0.419	-90.6	24.28	111.5	0.0269	57.5	0.550	-42.8
800	0.384	-98.8	21.95	106.9	0.0281	56.9	0.507	-44.4
900	0.357	-106.1	19.99	103.0	0.0295	57.9	0.470	-45.7
1000	0.334	-112.9	18.31	99.4	0.0331	58.0	0.440	-46.8
1100	0.316	-119.5	16.87	96.2	0.0348	58.8	0.413	-47.6
1200	0.301	-126.2	15.63	93.3	0.0357	57.4	0.390	-48.1
1300	0.290	-131.5	14.52	90.6	0.0374	57.4	0.370	-48.9
1400	0.280	-137.4	13.58	88.2	0.0405	56.5	0.351	-49.4
1500	0.274	-142.7	12.74	85.8	0.0423	56.7	0.334	-50.1
1600	0.269	-147.7	11.99	83.6	0.0445	57.0	0.320	-50.4
1700	0.265	-152.7	11.32	81.5	0.0475	57.5	0.306	-51.3
1800	0.263	-157.3	10.73	79.5	0.0486	56.3	0.294	-51.9
1900	0.262	-161.7	10.19	77.5	0.0509	55.8	0.283	-52.7
2000	0.262	-165.8	9.70	75.6	0.0535	55.9	0.271	-53.4
2200	0.264	-173.5	8.85	72.0	0.0576	54.6	0.251	-55.0
2400	0.269	179.6	8.13	68.5	0.0626	53.8	0.233	-56.9
2600	0.276	173.2	7.52	65.2	0.0665	52.2	0.215	-59.1
2800	0.284	167.4	6.99	62.0	0.0713	52.1	0.200	-61.5
3000	0.292	162.5	6.53	58.8	0.0755	50.4	0.185	-63.9
3200	0.301	157.4	6.12	55.7	0.0805	49.2	0.170	-67.6
3400	0.311	153.0	5.76	52.7	0.0838	47.6	0.157	-70.5
3600	0.318	148.7	5.43	49.8	0.0886	46.4	0.144	-73.5
3800	0.326	145.3	5.15	47.0	0.0931	45.2	0.133	-77.2
4000	0.336	141.9	4.90	44.1	0.0975	43.3	0.123	-82.4
4200	0.347	138.5	4.66	41.2	0.1018	41.7	0.113	-87.7
4400	0.357	135.4	4.45	38.4	0.1062	39.9	0.104	-94.2
4600	0.367	132.2	4.26	35.6	0.1112	38.4	0.095	-100.5
4800	0.375	129.3	4.08	32.7	0.1150	36.2	0.088	-108.5
5000	0.384	126.3	3.92	29.9	0.1191	34.7	0.081	-116.5
5200	0.394	123.5	3.77	27.1	0.1231	32.6	0.076	-127.0
5400	0.403	120.7	3.63	24.3	0.1271	30.7	0.072	-136.8
5600	0.411	117.9	3.50	21.5	0.1318	29.2	0.070	-148.4
5800	0.420	115.2	3.37	18.7	0.1356	27.1	0.071	-159.7
6000	0.429	112.5	3.26	15.9	0.1394	25.1	0.072	-171.2


S Parameter

 $(V_{CE} = 3\text{ V}, I_C = 30\text{ mA}, Z_O = 50\ \Omega)$

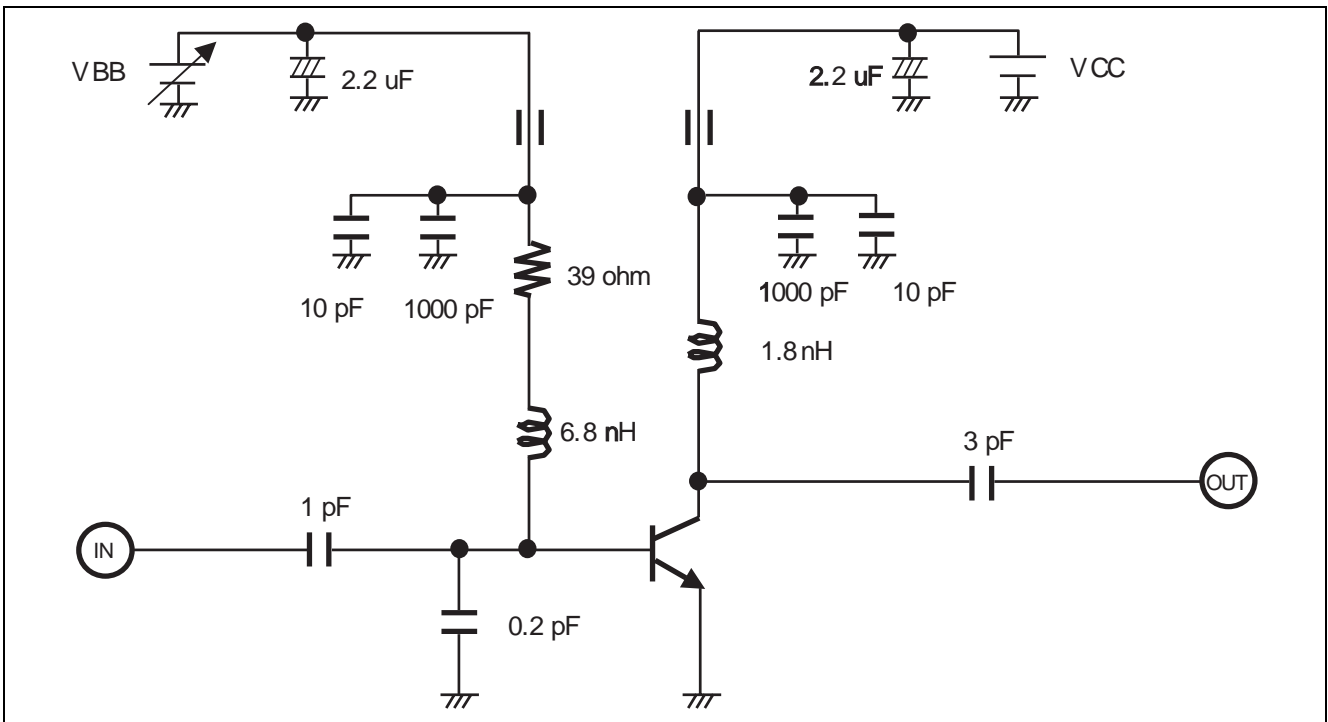
f (MHz)	S11		S21		S12		S22	
	MAG	ANG	MAG	ANG	MAG	ANG	MAG	ANG
100	0.666	-21.6	56.96	161.4	0.0074	75.8	0.877	-13.3
200	0.603	-42.1	51.26	145.9	0.0106	72.4	0.846	-23.9
300	0.527	-58.8	44.58	133.6	0.0133	58.3	0.743	-31.5
400	0.458	-72.4	38.58	124.2	0.0168	62.4	0.654	-36.7
500	0.404	-84.4	33.50	116.7	0.0192	60.6	0.581	-40.2
600	0.362	-94.8	29.33	110.8	0.0222	61.4	0.523	-42.3
700	0.330	-103.6	25.98	106.0	0.0235	60.3	0.476	-43.6
800	0.305	-111.8	23.23	101.8	0.0260	60.1	0.439	-44.6
900	0.285	-119.7	20.98	98.3	0.0281	60.6	0.406	-45.4
1000	0.270	-126.6	19.11	95.2	0.0297	60.9	0.381	-45.9
1100	0.260	-132.8	17.52	92.3	0.0321	61.5	0.359	-46.3
1200	0.252	-139.2	16.17	89.7	0.0342	62.0	0.339	-46.5
1300	0.246	-144.6	14.99	87.3	0.0366	62.0	0.323	-47.0
1400	0.241	-150.1	13.98	85.1	0.0395	61.2	0.308	-47.3
1500	0.238	-155.2	13.10	83.0	0.0418	60.7	0.295	-47.9
1600	0.237	-159.9	12.31	80.9	0.0430	60.1	0.282	-48.0
1700	0.237	-164.4	11.61	79.0	0.0462	60.1	0.270	-48.8
1800	0.239	-168.6	10.99	77.1	0.0486	59.0	0.260	-49.4
1900	0.240	-172.4	10.42	75.3	0.0504	59.8	0.250	-50.2
2000	0.242	-176.2	9.92	73.6	0.0531	59.0	0.241	-50.8
2200	0.248	177.1	9.03	70.2	0.0583	58.6	0.222	-52.6
2400	0.256	171.1	8.29	66.9	0.0626	57.1	0.207	-54.4
2600	0.264	165.9	7.66	63.7	0.0669	55.5	0.190	-56.5
2800	0.273	160.6	7.13	60.7	0.0718	54.2	0.177	-59.0
3000	0.283	156.2	6.65	57.7	0.0761	52.8	0.163	-61.6
3200	0.294	152.0	6.24	54.7	0.0820	51.5	0.149	-65.4
3400	0.304	147.9	5.87	51.7	0.0856	49.5	0.135	-68.8
3600	0.312	144.1	5.53	48.9	0.0900	47.8	0.124	-72.2
3800	0.321	141.0	5.24	46.2	0.0945	46.7	0.113	-76.3
4000	0.331	138.1	4.99	43.4	0.0999	45.1	0.103	-82.1
4200	0.342	135.0	4.75	40.6	0.1039	43.4	0.093	-88.7
4400	0.351	132.0	4.53	37.8	0.1078	41.1	0.085	-95.4
4600	0.361	129.3	4.34	35.1	0.1134	39.5	0.078	-103.2
4800	0.370	126.5	4.16	32.3	0.1175	37.5	0.070	-112.4
5000	0.380	123.8	3.99	29.6	0.1222	35.6	0.065	-123.2
5200	0.389	121.1	3.84	26.8	0.1258	33.7	0.062	-135.3
5400	0.399	118.4	3.69	24.0	0.1298	31.6	0.061	-148.5
5600	0.407	115.9	3.56	21.3	0.1342	29.8	0.061	-161.2
5800	0.416	113.2	3.43	18.5	0.1384	27.6	0.064	-174.2
6000	0.426	110.6	3.32	15.8	0.1427	25.6	0.068	174.5

HSG1003 5.8GHz Evaluation Board

Evaluation Board Pattern Layout



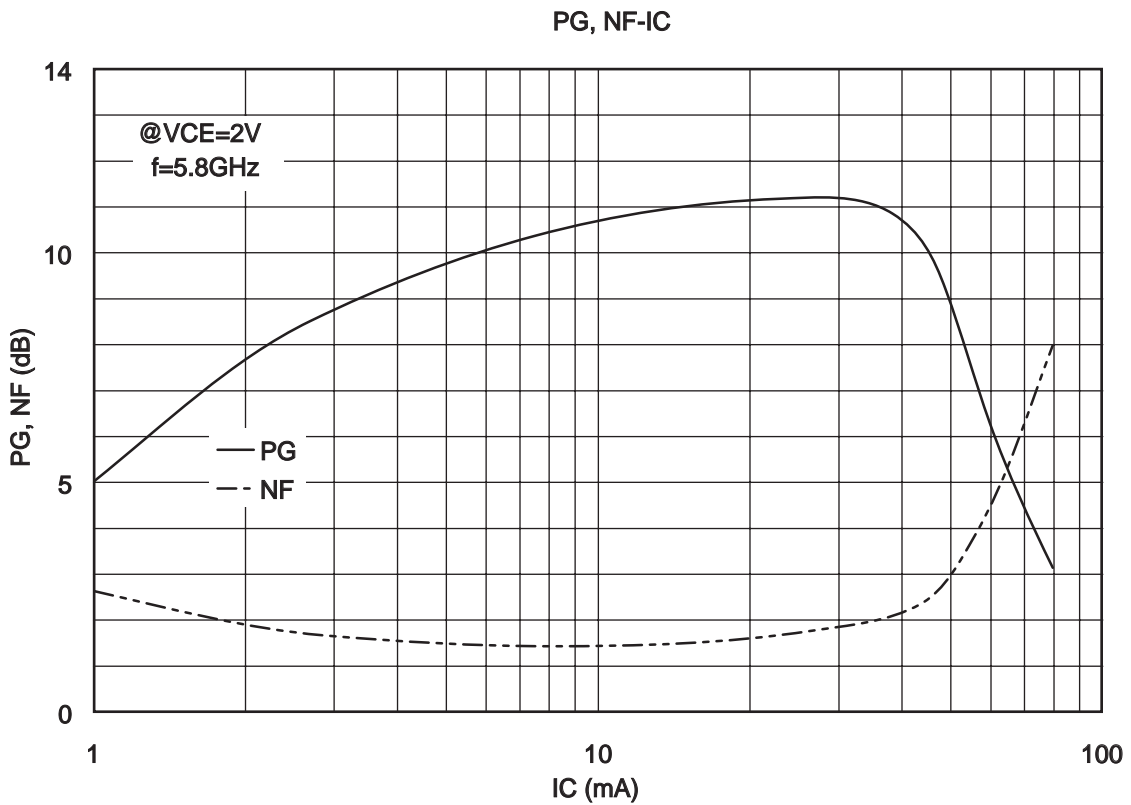
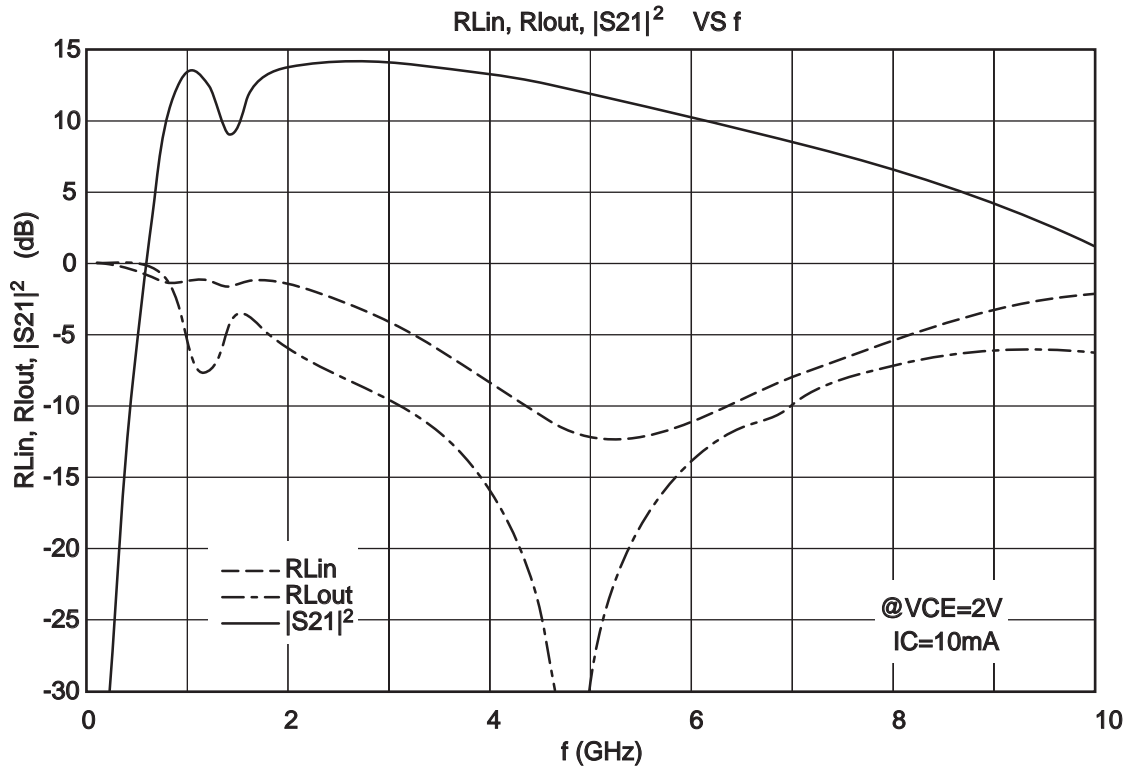
Circuit

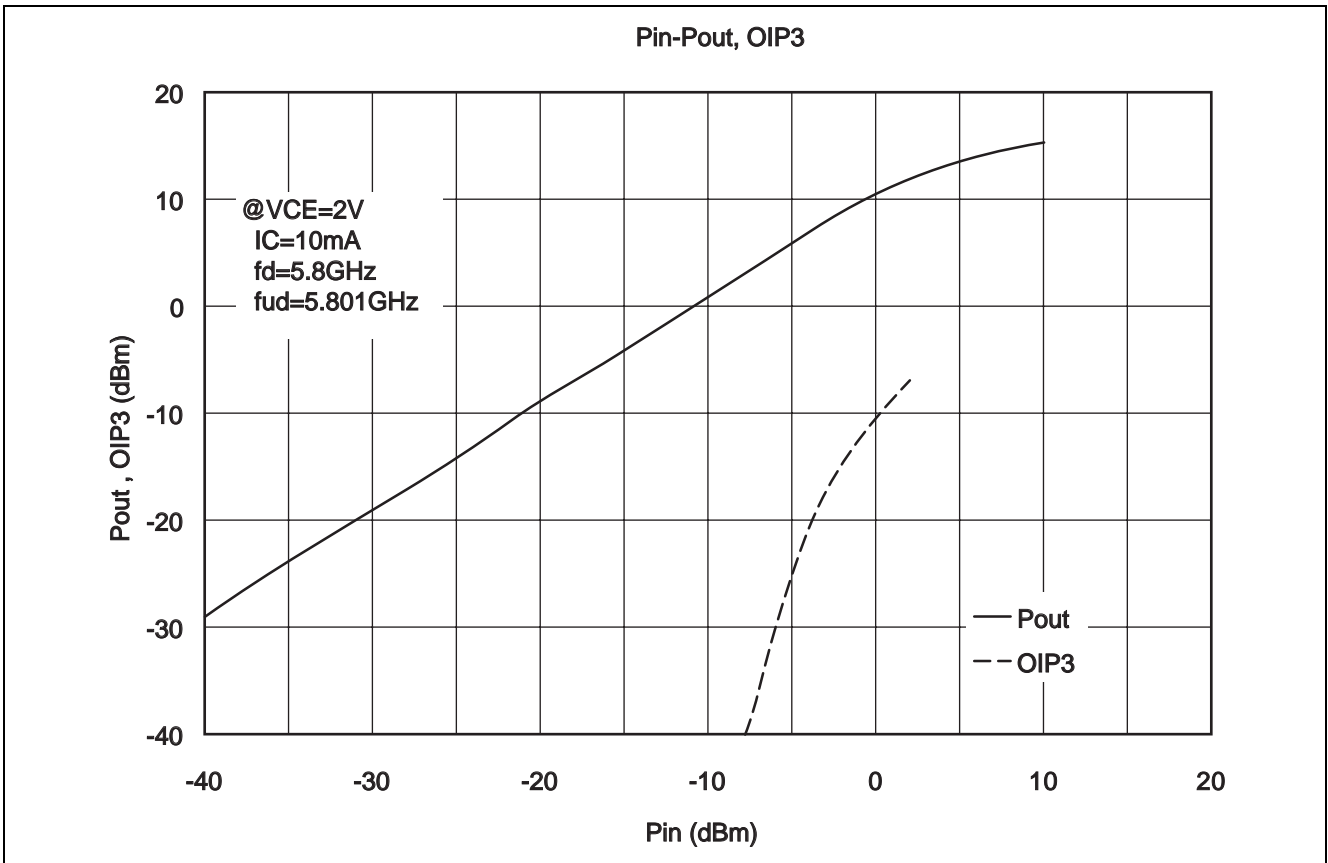


Electrical Characteristics on Evaluation Board

(VCC = 2V, IC = 10mA, Ta = 25°C)

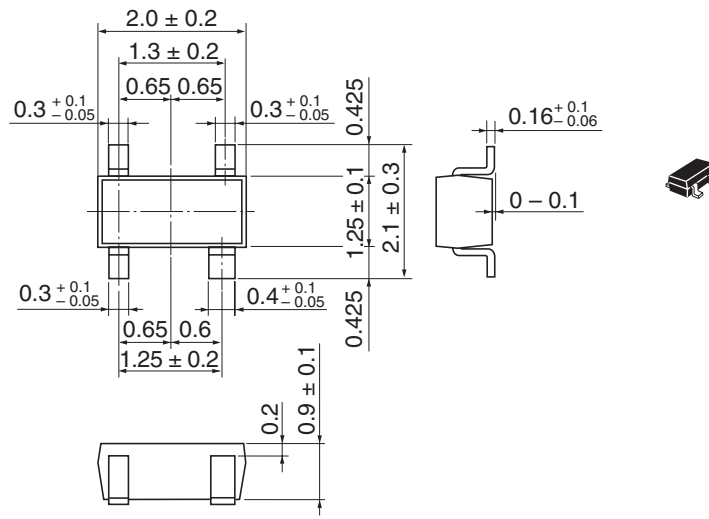
Item	Symbol	Data	Unit	Test Condition
Noise Figure	NF	1.44	dB	f = 5.8GHz
Power Gain	PG	10.7	dB	f = 5.8GHz
Input Return Loss	RLin	11.6	dB	f = 5.8GHz
Output Return Loss	RLout	15.3	dB	f = 5.8GHz
1dB Gain Compression	P1dB	+11	dBm	f = 5.8GHz
Third order intercept point	OIP3	+25	dBm	fd = 5.8GHz, fud = 5.801GHz





Package Dimensions

As of January, 2003
Unit: mm



Package Code	CMPAK-4(T)
JEDEC	—
JEITA	Conforms
Mass (reference value)	0.006 g

Ordering Information

Part Name	Quantity	Shipping Container
HSG1003VE-	3000 pcs	φ178 mm Taping Reel

Note: For some grades, production may be terminated. Please contact the Renesas sales office to check the state of production before ordering the product.

Renesas Technology Corp. Sales Strategic Planning Div. Nippon Bldg., 2-6-2, Ohte-machi, Chiyoda-ku, Tokyo 100-0004, Japan

Keep safety first in your circuit designs!

1. Renesas Technology Corp. puts the maximum effort into making semiconductor products better and more reliable, but there is always the possibility that trouble may occur with them. Trouble with semiconductors may lead to personal injury, fire or property damage.
Remember to give due consideration to safety when making your circuit designs, with appropriate measures such as (i) placement of substitutive, auxiliary circuits, (ii) use of nonflammable material or (iii) prevention against any malfunction or mishap.

Notes regarding these materials

1. These materials are intended as a reference to assist our customers in the selection of the Renesas Technology Corp. product best suited to the customer's application; they do not convey any license under any intellectual property rights, or any other rights, belonging to Renesas Technology Corp. or a third party.
 2. Renesas Technology Corp. assumes no responsibility for any damage, or infringement of any third-party's rights, originating in the use of any product data, diagrams, charts, programs, algorithms, or circuit application examples contained in these materials.
 3. All information contained in these materials, including product data, diagrams, charts, programs and algorithms represents information on products at the time of publication of these materials, and are subject to change by Renesas Technology Corp. without notice due to product improvements or other reasons. It is therefore recommended that customers contact Renesas Technology Corp. or an authorized Renesas Technology Corp. product distributor for the latest product information before purchasing a product listed herein.
The information described here may contain technical inaccuracies or typographical errors.
Renesas Technology Corp. assumes no responsibility for any damage, liability, or other loss rising from these inaccuracies or errors.
Please also pay attention to information published by Renesas Technology Corp. by various means, including the Renesas Technology Corp. Semiconductor home page (<http://www.renesas.com>).
 4. When using any or all of the information contained in these materials, including product data, diagrams, charts, programs, and algorithms, please be sure to evaluate all information as a total system before making a final decision on the applicability of the information and products. Renesas Technology Corp. assumes no responsibility for any damage, liability or other loss resulting from the information contained herein.
 5. Renesas Technology Corp. semiconductors are not designed or manufactured for use in a device or system that is used under circumstances in which human life is potentially at stake. Please contact Renesas Technology Corp. or an authorized Renesas Technology Corp. product distributor when considering the use of a product contained herein for any specific purposes, such as apparatus or systems for transportation, vehicular, medical, aerospace, nuclear, or undersea repeater use.
 6. The prior written approval of Renesas Technology Corp. is necessary to reprint or reproduce in whole or in part these materials.
 7. If these products or technologies are subject to the Japanese export control restrictions, they must be exported under a license from the Japanese government and cannot be imported into a country other than the approved destination.
Any diversion or reexport contrary to the export control laws and regulations of Japan and/or the country of destination is prohibited.
 8. Please contact Renesas Technology Corp. for further details on these materials or the products contained therein.
-



RENESAS SALES OFFICES

<http://www.renesas.com>

Refer to "<http://www.renesas.com/en/network>" for the latest and detailed information.

Renesas Technology America, Inc.

450 Holger Way, San Jose, CA 95134-1368, U.S.A
Tel: <1> (408) 382-7500, Fax: <1> (408) 382-7501

Renesas Technology Europe Limited

Dukes Meadow, Millboard Road, Bourne End, Buckinghamshire, SL8 5FH, U.K.
Tel: <44> (1628) 585-100, Fax: <44> (1628) 585-900

Renesas Technology Hong Kong Ltd.

7th Floor, North Tower, World Finance Centre, Harbour City, 1 Canton Road, Tsimshatsui, Kowloon, Hong Kong
Tel: <852> 2265-6688, Fax: <852> 2730-6071

Renesas Technology Taiwan Co., Ltd.

10th Floor, No.99, Fushing North Road, Taipei, Taiwan
Tel: <886> (2) 2715-2888, Fax: <886> (2) 2713-2999

Renesas Technology (Shanghai) Co., Ltd.

Unit2607 Ruijing Building, No.205 Maoming Road (S), Shanghai 200020, China
Tel: <86> (21) 6472-1001, Fax: <86> (21) 6415-2952

Renesas Technology Singapore Pte. Ltd.

1 Harbour Front Avenue, #06-10, Keppel Bay Tower, Singapore 098632
Tel: <65> 6213-0200, Fax: <65> 6278-8001