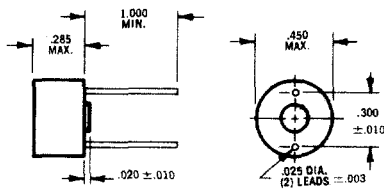


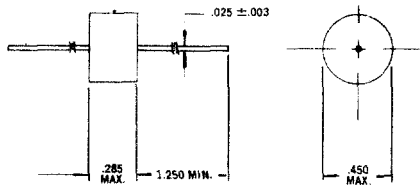
MINIATURE TOROIDS

TYPE P/PF
Epoxy Encapsulated
MIL-T-27 Grade 5, Glass S



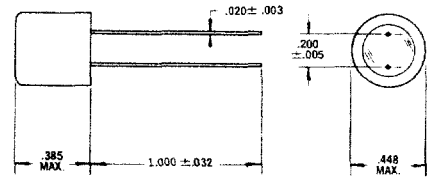
WT. .08 oz.

TYPICAL TYPE PA
Axial Lead Epoxy Encapsulated



WT. .08 oz.

TYPE M
Metal Cased
MIL-T-27 Grade 4, Class R



WT. .15 oz.

P	PF
NO FOOT	WITH FOOT

CORE NO. 03

Recommended Frequency: Up to 100 KHZ.
Maximum Inductance: 250 mH.
Special Core Stabilization Available: D, W, M, L.

When ordering add the prefix P, PA, PF, or M to the Part Number for the case type desired.

Inductance ±1% (mH)	Part Number	Typical	
		DCR* (ohms)	Distributed Capacity (pf)
1.00	03-1	1.5	14
1.25	03-2	1.7	14
1.50	03-3	2.4	18
1.75	03-4	2.6	20
2.00	03-5	2.7	20
2.40	03-6	3.7	22
2.50	03-7	3.8	22
3.00	03-8	4.0	24
3.60	03-9	5.7	24
4.30	03-10	6.2	24
5.00	03-11	6.7	26
6.00	03-12	9.3	26
7.20	03-13	10.0	26
7.50	03-14	10.5	28
8.00	03-15	11.0	28
8.60	03-16	14.0	28
10.00	03-17	15.0	30
12.00	03-18	15.5	32
12.50	03-19	16.0	34
15.00	03-20	23.0	36
17.50	03-21	25.0	38
20.00	03-22	26.0	40
24.00	03-23	35.0	42
30.00	03-24	39.0	44
36.00	03-25	58.0	46
43.00	03-26	64.0	48
50.00	03-27	69.0	50
60.00	03-28	78.0	52
72.00	03-29	106.0	54
75.00	03-30	108.0	56
86.00	03-31	140.0	58
100.00	03-32	150.0	60
120.00	03-33	155.0	62
150.00	03-34	228.0	64
175.00	03-35	246.0	66
178.00	03-36	248.0	66
200.00	03-37	333.0	68
250.00	03-38	373.0	70

CORE NO. 13

Recommended Frequency: 10 KHZ to 200 KHZ.
Maximum Inductance: 100 mH.
Special Core Stabilization Available: D, W, M, L.

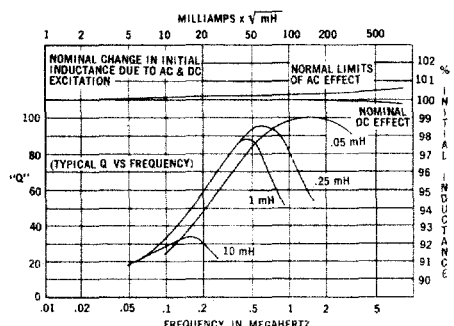
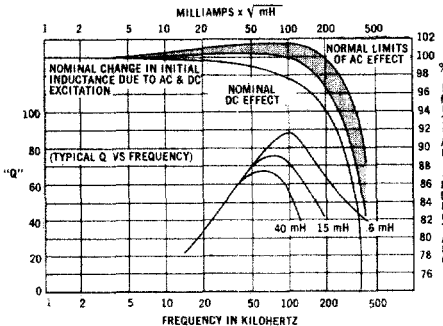
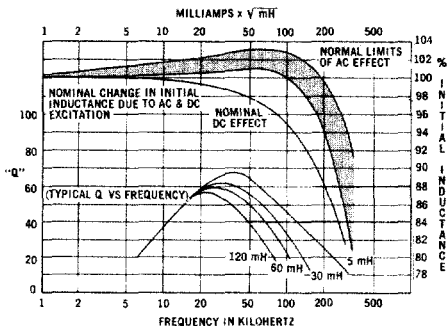
Inductance ±1% (mH)	Part Number	Typical	
		DCR* (ohms)	Distributed Capacity (pf)
.50	13-1	1.5	14
.60	13-2	1.6	14
.72	13-3	2.4	14
.86	13-4	2.6	14
1.00	13-5	2.8	16
1.25	13-6	3.9	16
1.50	13-7	4.1	18
1.75	13-8	5.7	18
2.00	13-9	6.1	20
2.40	13-10	6.7	22
2.50	13-11	6.8	24
3.00	13-12	9.5	24
3.60	13-13	10.5	26
4.30	13-14	14.7	28
5.00	13-15	15.5	30
6.00	13-16	16.0	30
7.20	13-17	24.0	32
8.60	13-18	26.0	34
10.00	13-19	27.0	36
12.00	13-20	39.0	38
15.00	13-21	41.0	40
17.50	13-22	59.0	40
20.00	13-23	63.0	42
24.00	13-24	67.0	42
25.00	13-25	68.0	44
30.00	13-26	100.0	44
36.00	13-27	103.0	46
40.00	13-28	108.0	46
43.00	13-29	142.0	48
50.00	13-30	154.0	48
60.00	13-31	168.0	50
72.00	13-32	228.0	50
86.00	13-33	250.0	52
100.00	13-34	340.0	52

CORE NO. 29

Recommended Frequency: 50 KHZ to 5 MHz.
Maximum Inductance: 15 mH.
Only Core Stabilization Available: ±90 PPM/°C

Inductance ±1% (mH)	Part Number	Typical	
		DCR* (ohms)	Distributed Capacity (pf)
.050	29-1	1.2	10
.060	29-2	1.6	10
.072	29-3	1.8	10
.075	29-4	1.8	12
.086	29-5	1.9	12
.100	29-6	2.1	12
.120	29-7	2.3	12
.125	29-8	3.0	12
.150	29-9	3.3	12
.175	29-10	3.5	14
.200	29-11	4.5	14
.240	29-12	4.9	14
.250	29-13	5.0	14
.300	29-14	7.0	14
.360	29-15	7.7	14
.400	29-16	8.1	16
.430	29-17	10.5	16
.500	29-18	12.3	16
.600	29-19	13.5	16
.720	29-20	16.2	16
.750	29-21	16.5	18
.860	29-22	17.7	18
1.000	29-23	19.1	18
1.200	29-24	25.9	20
1.250	29-25	26.4	20
1.500	29-26	29.0	22
1.750	29-27	37.6	22
2.000	29-28	40.3	24
2.400	29-29	44.0	24
2.500	29-30	45.0	26
3.000	29-31	64.0	28
3.600	29-32	69.0	28
4.000	29-33	73.0	30
4.300	29-34	76.0	32
5.000	29-35	102.0	34
6.000	29-36	112.0	34
7.200	29-37	122.0	36
7.500	29-38	125.0	38
8.600	29-39	162.0	40
10.000	29-40	175.0	42

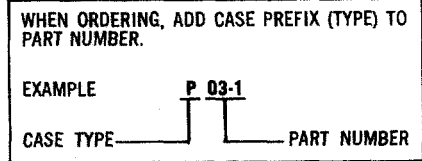
* See page 4 for explanation of variations in DC resistance.



INDUCTORS

TOROTEL PRODUCTS INC./13402 South 71 Highway/Grandview, MO 64030/(816) 761-6314 TWX 910-777-7037

MINIATURE TOROIDS



CORE NO. 82

Recommended Frequency: Up to 50 KHZ.
 Maximum Inductance: 250 mH.
 Special Core Stabilization: D, W, M, L.

When ordering add the prefix P, PA, PF, or M, to the part number for the case type desired.

Inductance ±1% (mH)	Part Number	Typical	
		DCR* (ohms)	Distributed Capacity (pf)
1.00	82-1	1.23	12
1.25	82-2	1.38	14
1.50	82-3	1.85	14
1.75	82-4	2.00	16
2.00	82-5	2.34	16
2.40	82-6	2.56	18
2.50	82-7	2.62	18
3.00	82-8	3.87	18
3.60	82-9	4.25	20
4.30	82-10	4.63	22
5.00	82-11	6.29	22
6.00	82-12	6.91	24
7.20	82-13	7.55	24
7.50	82-14	9.27	26
8.00	82-15	9.57	26
8.60	82-16	9.93	28
10.00	82-17	10.70	28
12.00	82-18	14.20	30
15.00	82-19	15.90	30
17.50	82-20	22.10	32
20.00	82-21	23.60	34
24.00	82-22	25.90	36
30.00	82-23	36.50	36
36.00	82-24	40.00	38
43.00	82-25	43.70	38
50.00	82-26	56.70	40
60.00	82-27	62.10	40
72.00	82-28	68.10	42
86.00	82-29	96.80	44
100.00	82-30	104.00	44
120.00	82-31	149.00	46
150.00	82-32	206.00	48
175.00	82-33	223.00	48
200.00	82-34	305.00	50
250.00	82-35	341.00	50

CORE NO. 72

Recommended Frequency: Up to 30 KHZ.
 Maximum Inductance: 360 mH.
 Special Core Stabilization: D, W, M, L.

Inductance ±1% (mH)	Part Number	Typical	
		DCR* (ohms)	Distributed Capacity (pf)
1.25	72-1	1.23	12
1.50	72-2	1.34	14
1.75	72-3	1.78	14
2.00	72-4	1.90	16
2.40	72-5	2.28	16
2.50	72-6	2.34	18
3.00	72-7	2.55	18
3.60	72-8	3.78	18
4.30	72-9	4.14	20
5.00	72-10	4.45	22
6.00	72-11	6.15	22
7.20	72-12	6.75	24
7.50	72-13	6.88	24
8.00	72-14	7.09	26
8.60	72-15	8.86	26
10.00	72-16	9.54	28
12.00	72-17	10.50	28
15.00	72-18	14.20	30
17.50	72-19	15.30	30
20.00	72-20	16.40	32
24.00	72-21	23.10	34
30.00	72-22	25.80	36
36.00	72-23	35.70	36
43.00	72-24	39.00	38
50.00	72-25	42.00	38
60.00	72-26	55.40	40
72.00	72-27	60.70	40
86.00	72-28	66.40	42
100.00	72-29	71.60	44
120.00	72-30	102.00	44
150.00	72-31	148.00	46
175.00	72-32	160.00	48
200.00	72-33	213.00	48
250.00	72-34	304.00	50
300.00	72-35	333.00	52
360.00	72-36	365.00	54

CORE NO. 52

Recommended Frequency: Up to 15 KHZ.
 Maximum Inductance: 500 mH.
 Special Core Stabilization: L.

Inductance ±1% (mH)	Part Number	Typical	
		DCR* (ohms)	Distributed Capacity (pf)
2.0	52-1	1.27	12
2.4	52-2	1.39	14
2.5	52-3	1.74	14
3.0	52-4	1.91	16
3.6	52-5	2.28	16
4.3	52-6	2.49	18
5.0	52-7	2.70	18
6.0	52-8	4.00	18
7.2	52-9	4.38	20
7.5	52-10	4.47	22
8.0	52-11	4.61	22
8.6	52-12	6.02	24
10.0	52-13	6.50	24
12.0	52-14	7.11	26
15.0	52-15	9.57	26
17.5	52-16	10.30	28
20.0	52-17	11.10	28
24.0	52-18	14.70	30
30.0	52-19	16.40	30
36.0	52-20	23.20	32
43.0	52-21	25.30	34
50.0	52-22	27.30	36
60.0	52-23	37.70	36
72.0	52-24	41.30	38
86.0	52-25	54.30	38
100.0	52-26	58.60	40
120.0	52-27	64.20	40
150.0	52-28	71.70	42
175.0	52-29	101.00	44
200.0	52-30	140.00	44
250.0	52-31	156.00	46
300.0	52-32	213.00	48
360.0	52-33	233.00	48
400.0	52-34	315.00	50
430.0	52-35	326.00	52
500.0	52-36	352.00	54

* See page 4 for explanation of variations in DC resistance.

