

Leadless Power Inductors PLC-1245 Series

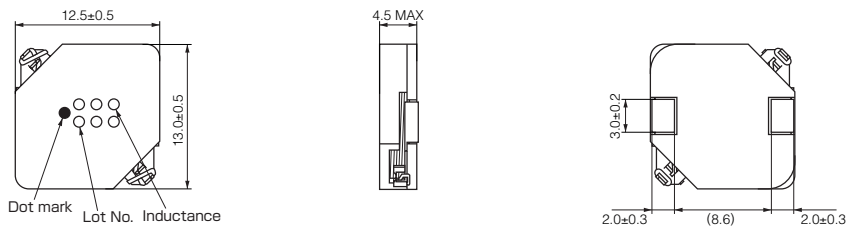
[RoHS Compliant]



Model	Inductance at 100kHz, 1mA (μ H)	DC resistance RDC (m Ω) max.	Rated current (A)		
			I _{rms} *1	I _{sat} (Ref.) *2 at 20°C	I _{sat} (Ref.) *2 at 100°C
PLC-1245-2R0S	2.0 \pm 30%	13	7.4	12.4	9.2
PLC-1245-3R3S	3.3 \pm 30%	16	6.7	9.7	7.2
PLC-1245-4R7S	4.7 \pm 30%	22	6.2	8.7	6.8
PLC-1245-5R6S	5.6 \pm 30%	25	6.1	8.2	6.1
PLC-1245-6R8S	6.8 \pm 30%	29	5.3	7.2	5.3
PLC-1245-8R2S	8.2 \pm 30%	31	5.0	6.9	5.2
PLC-1245-100S	10.0 \pm 20%	38	4.7	6.3	4.5
PLC-1245-120S	12.0 \pm 20%	42	4.0	6.0	4.4
PLC-1245-150S	15.0 \pm 20%	47	3.7	5.5	4.1
PLC-1245-180S	18.0 \pm 20%	49	3.5	5.1	3.4
PLC-1245-220S	22.0 \pm 20%	66	3.2	4.4	3.1
PLC-1245-330S	33.0 \pm 20%	80	2.9	3.4	2.6

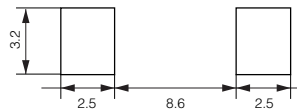
*1 T=40K rise at rated current. *2 Inductance drop 30% at rated current.
 ● Operating temperature range : -20to+120°C (Including self-temperature rise)

Shape and Dimensions



[mm]

Recommended Land Pattern

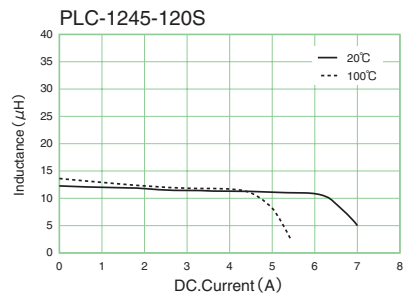
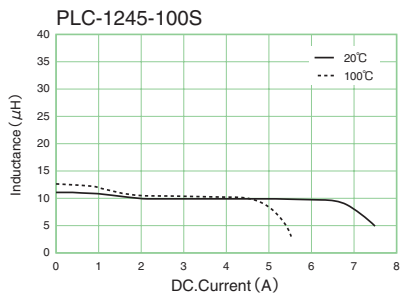
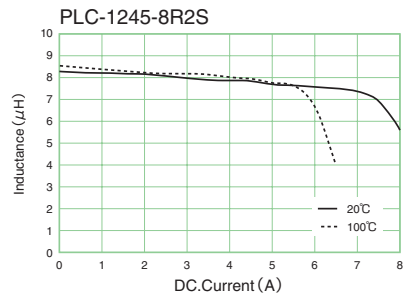
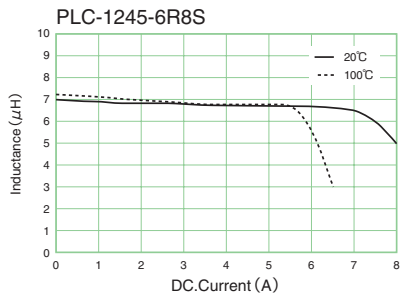
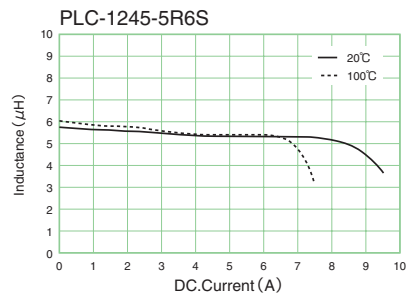
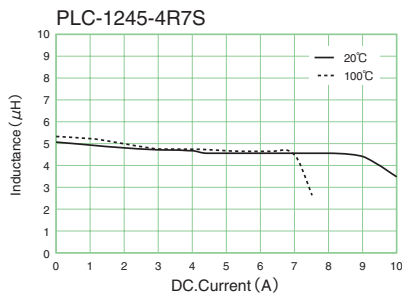
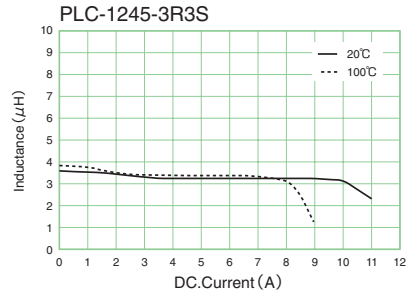
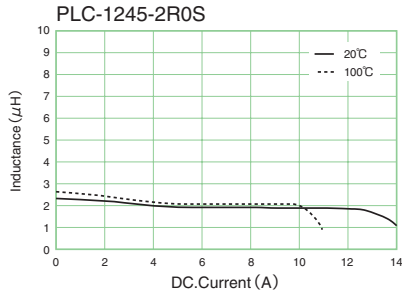


[mm]



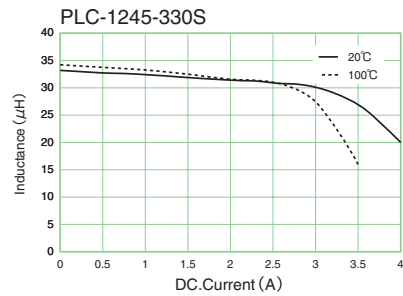
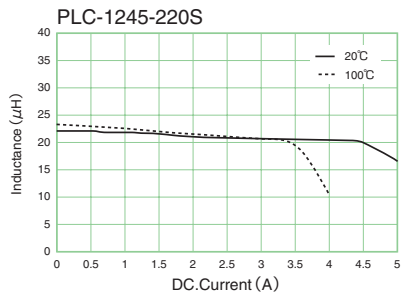
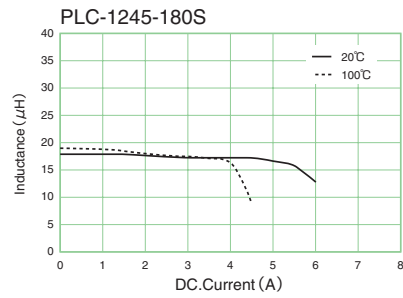
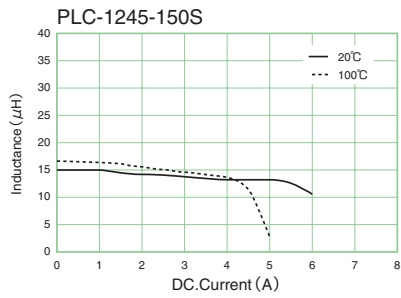
- All specifications in this catalog and production status of products are subject to change without notice. Prior to the purchase, please contact NEC TOKIN for updated product data.
- Please request for a specification sheet for detailed product data prior to the purchase.
- Before using the product in this catalog, please read "Precautions" and other safety precautions listed in the printed version catalog.

DC-Superposed Characteristics



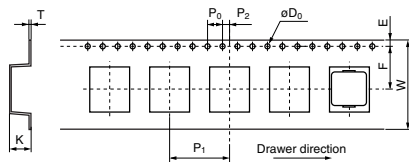
- All specifications in this catalog and production status of products are subject to change without notice. Prior to the purchase, please contact NEC TOKIN for updated product data.
- Please request for a specification sheet for detailed product data prior to the purchase.
- Before using the product in this catalog, please read "Precautions" and other safety precautions listed in the printed version catalog.

DC-Superposed Characteristics



PLC-1245 Series

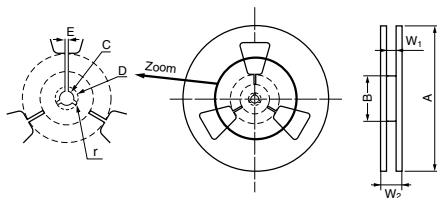
Dimensions of indented square hole plastic tape



	W	F	E	P1	P2	P0	øD0	T	K
	± 0.3	± 0.1	± 0.1	± 0.1	± 0.1	± 0.1	± 0.05	± 0.05	± 0.1
1245 Series	24.0	11.5	1.75	16.0	2.0	4.0	1.55	0.4	4.8

	pcs./reel
1245 Series	700

Reel dimensions



A	B	C	D	E	r	W1	W2
± 5	± 5	± 0.5	± 0.8	± 0.5		± 0.5	± 0.5
380	80	13.5	21.0	2.0	R1.0	25.5	29.5



- All specifications in this catalog and production status of products are subject to change without notice. Prior to the purchase, please contact NEC TOKIN for updated product data.
- Please request for a specification sheet for detailed product data prior to the purchase.
- Before using the product in this catalog, please read "Precautions" and other safety precautions listed in the printed version catalog.