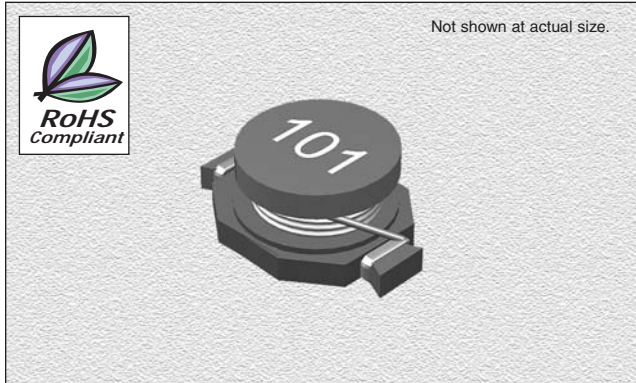


CTDO1813HCF Series

From .18 μ H to 100 μ H



SPECIFICATIONS

Parts are available in $\pm 20\%$ tolerance only.

Part Number	Inductance (μ H)	L Test Freq. (kHz)	DCR Max. (Ω)	SRF Typ. (MHz)	Isat Typ. (A)	Irms (A)
CTDO1813PF-181HC	0.18	100	.003	800	14.0	10.0
CTDO1813PF-331HC	0.33	100	.004	600	10.0	7.0
CTDO1813PF-561HC	0.56	100	.010	200	7.7	6.0
CTDO1813PF-122HC	1.2	100	.017	140	5.3	4.4
CTDO1813PF-162HC	1.6	100	.025	100	4.5	4.2
CTDO1813PF-222HC	2.2	100	.035	100	3.5	3.1
CTDO1813PF-332HC	3.3	100	.043	80	3.0	2.7
CTDO1813PF-472HC	4.7	100	.054	50	2.6	2.2
CTDO1813PF-682HC	6.8	100	.09	45	2.2	1.8
CTDO1813PF-103HC	10	100	.11	40	1.9	1.5
CTDO1813PF-153HC	15	100	.17	30	1.5	1.2
CTDO1813PF-223HC	22	100	.25	25	1.2	1.0
CTDO1813PF-333HC	33	100	.36	20	.99	.82
CTDO1813PF-473HC	47	100	.47	15	.87	.72
CTDO1813PF-683HC	68	100	.73	7	.67	.56
CTDO1813PF-104HC	100	100	1.11	5	.53	.47

PHYSICAL DIMENSIONS

Size	A Max.	B Max.	C Max.	D	E
mm	8.89	6.10	5.00	5.84	4.57
inches	0.350	0.240	0.197	0.230	0.180

CHARACTERISTICS

Description: SMD power inductor

Applications: VTR power supplies, OA equipment, LCD televisions, PC notebooks, portable communication equipment, DC/DC converters. Step up & step down converters and flash memory programmers

Operating Temperature: -40°C to +85°C

Inductance Tolerance: $\pm 20\%$

Inductance Drop: 30% typically at Isat

ΔT : 40°C typically at I_{rms}

Testing: Inductance is tested on an HP4285A @ 100kHz / 0.25 V_{rms}

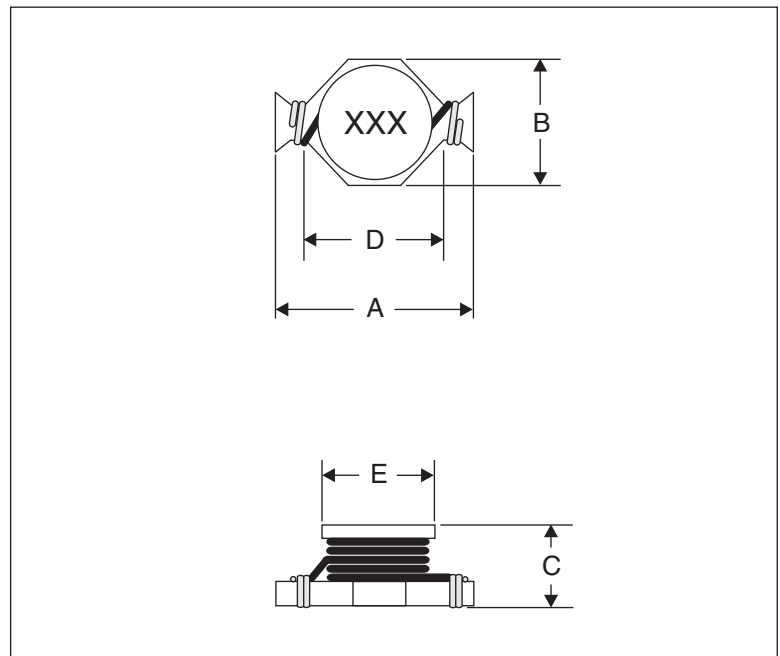
Packaging: Tape & Reel

Marking: Inductance code

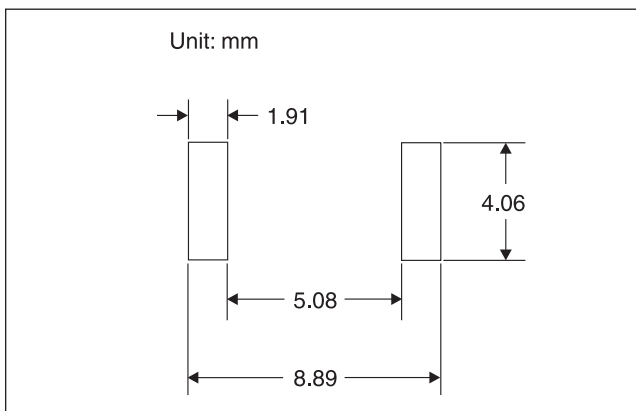
Miscellaneous: RoHS Compliant. Electrical specifications at 25°C

Additional Information: Additional electrical & physical information available upon request

Samples available. See website for ordering information.



PAD LAYOUT



01.11.10