










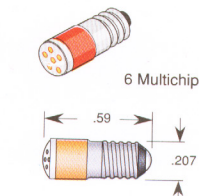
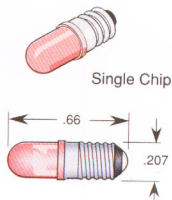
T1-3/4 (5mm) Midget Screw Based LEDs

Subminiature Packages	Replaces Incandescent	Part Number	Electrical-Optical Characteristics (Ta = 25°C)			Angle of Illumination	Special Features
			Voltage V typ	Current mA typ	Intensity mcd		
660nm Ultra Red GaAlAs/GaAlAs  SF200 Dimensions: .63 MAX, .20, .207, Center Contact	378,1768,1775	SF200-0UR-005P	5V	20	115	120°	Center Contact Polarity P = Positive N = Negative
	336,383	SF200-0UR-014P	12/14V	20	115		Replace SF200 With S200 Narrow (15°) Beam Intensity 1.6K mcd/52 Ft.Cd @20 mA
	342	SF200-0UR-024P	24V	15	85		
	335,342,369,399	SF200-0UR-028P	28V	15	85		
612nm Super Orange InGaAlP  SF200 Dimensions: .63 MAX, .20, .207, Center Contact	378,1768,1775	SF200-0UO-005P	5V	20	130	120°	Center Contact Polarity P = Positive N = Negative
	336,383	SF200-0UO-014P	12/14V	20	130		Replace SF200 With S200 Narrow (15°) Beam Intensity 3.5K mcd@20 mA
	342	SF200-0UO-024P	24V	15	98		
	335,342,369,399	SF200-0UO-028P	28V	15	98		
595nm Super Yellow InGaAlP  SF200 Dimensions: .63 MAX, .20, .207, Center Contact	378,1768,1775	SF200-0UY-005P	5V	20	116	120°	Center Contact Polarity P = Positive N = Negative
	336,383	SF200-0UY-014P	12/14V	20	116		Replace SF200 With S200 Narrow (15°) Beam Intensity 3.2K mcd@20 mA
	342	SF200-0UY-024P	24V	15	75		
	335,342,369,399	SF200-0UY-028P	28V	15	75		
800K Cool White SiC/GaN  SF200 Dimensions: .63 MAX, .20, .207, Center Contact	378,1768,1775	SF200-0CW-005P	5/6V	15	160	120°	Center Contact Polarity P = Positive N = Negative
	336,383	SF200-0CW-014P	12/14V	15	160		Replace SF200 With S200 Std. (50°) Beam Intensity 750 mcd/75 Ft. cd
	342	SF200-0CW-024P	24V	15	160		
	335,342,369,399	SF200-0CW-028P	28V	15	160		
570nm Lime Green InGaAlP  SF200 Dimensions: .63 MAX, .20, .207, Center Contact	378,1768,1775	SF200-0UG-005P	5V	20	58	120°	Center Contact Polarity P = Positive N = Negative
	336,383	SF200-0UG-014P	12/14V	20	58		Replace SF200 With S200 Narrow (12-15°) Beam Intensity 1K mcd@ 20 mA
	342	SF200-0UG-024P	24V	15	44		
	335,342,369,399	SF200-0UG-028P	28V	15	44		
525nm Aqua Green SiC/GaN  SF200 Dimensions: .63 MAX, .20, .207, Center Contact	378,1768,1775	SF200-0AG-005P	5V	15	400	120°	Center Contact Polarity P = Positive N = Negative
	336,383	SF200-0AG-014P	12/14V	15	400		Replace SF200 With S200 Narrow (15°) Beam Intensity 7K mcd/250 Ft. Cd
	342	SF200-0AG-024P	24V	15	400		
	335,342,369,399	SF200-0AG-028P	28V	15	400		
470nm Super Blue SiC/GaN  SF200 Dimensions: .63 MAX, .20, .207, Center Contact	378,1768,1775	SF200-0PB-005P	5V	15	125	120°	Center Contact Polarity P = Positive N = Negative
	336,383	SF200-0PB-014P	12/14V	15	125		Replace SF200 With S200 Std. (15°) Beam Intensity 2K mcd/60 Ft.Cd
	342	SF200-0PB-024P	24V	15	125		
	335,342,369,399	SF200-0PB-028P	28V	15	125		

All dimensions in inches. For millimeters multiply by 25.4

Custom Options

(for qualified applications)



Series: S200
PN Example: S200-0UR-024P

Series: S206
PN Example: S206-0UY-024B

Log # 122F Rev 09-2000

