




Shielded Power Inductors - LPS6235



- Low DCR; high current; shielded construction
- Perfect for backlight applications

Designer's Kit C345 contains 3 each of all values

Core material Ferrite

Core and winding loss See www.coilcraft.com/coreloss

Terminations RoHS compliant silver-palladium-platinum-glass frit. Other terminations available at additional cost.

Weight 460 – 480 mg

Ambient temperature –40°C to +85°C with I_{rms} current, +85°C to +125°C with derated current

Storage temperature Component: –40°C to +125°C.

Packaging: –40°C to +80°C

Resistance to soldering heat Max three 40 second reflows at +260°C, parts cooled to room temperature between cycles

Moisture Sensitivity Level (MSL) 1 (unlimited floor life at <30°C / 85% relative humidity)

Failures in Time (FIT) / Mean Time Between Failures (MTBF)
38 per billion hours / 26,315,789 hours, calculated per Telcordia SR-332

Packaging 350/7" reel; 1500/13" reel Plastic tape: 16 mm wide, 0.3 mm thick, 8 mm pocket spacing, 3.68 mm pocket depth

Recommended pick and place nozzle OD: 6.2 mm; ID: ≤ 3.1 mm

PCB washing Only pure water or alcohol recommended

Part number ¹	Inductance ² ±20% (µH)	DCR max ³ (Ohms)	SRF typ ⁴ (MHz)	Isat (A) ⁵			Irms (A) ⁶	
				10% drop	20% drop	30% drop	20°C rise	40°C rise
LPS6235-682ML_	6.8	0.075	55	2.6	2.7	2.8	1.30	1.90
LPS6235-822ML_	8.2	0.095	48	2.5	2.6	2.7	1.30	1.85
LPS6235-103ML_	10.0	0.100	37	2.3	2.4	2.5	1.28	1.80
LPS6235-123ML_	12.0	0.110	29	1.9	2.2	2.3	1.25	1.75
LPS6235-153ML_	15.0	0.125	25	1.9	2.0	2.0	1.22	1.70
LPS6235-183ML_	18.0	0.140	24	1.7	1.8	1.9	1.20	1.65
LPS6235-223ML_	22.0	0.145	24	1.6	1.7	1.7	1.10	1.60
LPS6235-333ML_	33.0	0.180	16	1.3	1.4	1.5	1.00	1.30
LPS6235-473ML_	47.0	0.245	13	1.1	1.2	1.2	0.80	1.15
LPS6235-563ML_	56.0	0.280	12	1.0	1.0	1.1	0.75	1.07
LPS6235-683ML_	68.0	0.345	10.8	0.90	0.94	0.96	0.73	1.00
LPS6235-823ML_	82.0	0.315	10.0	0.46	0.52	0.55	0.72	0.95
LPS6235-104ML_	100.0	0.375	9.0	0.46	0.52	0.54	0.70	0.90
LPS6235-124ML_	120.0	0.435	8.3	0.44	0.48	0.51	0.60	0.80
LPS6235-154ML_	150.0	0.535	7.3	0.37	0.43	0.45	0.53	0.73
LPS6235-224ML_	220.0	0.820	5.6	0.31	0.36	0.37	0.45	0.64
LPS6235-334ML_	330.0	1.20	4.4	0.26	0.29	0.30	0.40	0.50
LPS6235-474ML_	470.0	1.60	3.6	0.22	0.25	0.26	0.32	0.43
LPS6235-564ML_	560.0	2.00	3.1	0.20	0.22	0.23	0.29	0.38
LPS6235-684ML_	680.0	2.20	2.8	0.17	0.19	0.21	0.28	0.37
LPS6235-824ML_	820.0	2.70	2.5	0.16	0.18	0.19	0.26	0.33
LPS6235-105ML_	1000.0	3.40	2.2	0.14	0.17	0.18	0.24	0.30
LPS6235-155ML_	1500.0	4.60	1.9	0.12	0.13	0.14	0.19	0.26
LPS6235-185ML_	1800.0	5.42	1.7	0.11	0.12	0.13	0.18	0.23
LPS6235-225ML_	2200.0	6.70	1.5	0.090	0.11	0.11	0.16	0.22
LPS6235-335ML_	3300.0	9.50	1.1	0.080	0.090	0.10	0.14	0.180
LPS6235-475ML_	4700.0	14.5	0.94	0.070	0.077	0.084	0.11	0.150
LPS6235-565ML_	5600.0	16.4	0.86	0.060	0.070	0.080	0.10	0.130
LPS6235-685ML_	6800.0	21.4	0.80	0.057	0.065	0.069	0.090	0.120
LPS6235-825ML_	8200.0	24.5	0.70	0.052	0.060	0.067	0.085	0.115
LPS6235-106ML_	10000.0	29.5	0.61	0.050	0.055	0.060	0.075	0.095

1. Please specify **termination** and **packaging** codes:

LPS6235-106ML C

Termination: L = RoHS compliant silver-palladium-platinum-glass frit.

Special order:

T = RoHS tin-silver-copper (95.5/4/0.5)

or S = non-RoHS tin-lead (63/37).

Packaging: C = 7" machine-ready reel. EIA-481 embossed plastic tape (350 parts per full reel).

B = Less than full reel. In tape, but not machine ready. To have a leader and trailer added (\$25 charge), use code letter C instead.

D = 13" machine-ready reel. EIA-481 embossed plastic tape. Factory order only, not stocked (1500 parts per full reel).

- Inductance tested at 100 kHz, 0.1 V_{rms}, 0 Adc using an Agilent/HP 4192A.
 - DCR measured on a micro-ohmmeter.
 - SRF measured using Agilent/HP 8753ES or equivalent.
 - DC current that causes the specified inductance drop from its value without current.
 - Current that causes the specified temperature rise from 25°C ambient.
 - Electrical specifications at 25°C.
- Refer to Doc 362 "Soldering Surface Mount Components" before soldering.

Coilcraft[®]

Specifications subject to change without notice.
Please check our website for latest information.

Document 587-1 Revised 12/27/10

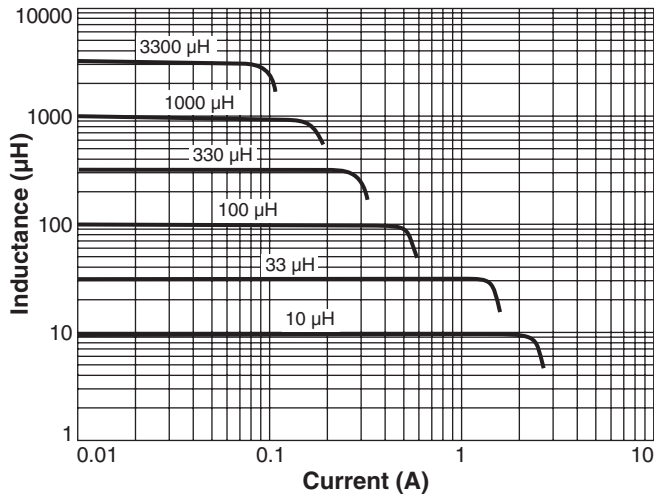
1102 Silver Lake Road Cary, Illinois 60013 Phone 847/639-6400 Fax 847/639-1469

E-mail info@coilcraft.com Web <http://www.coilcraft.com>

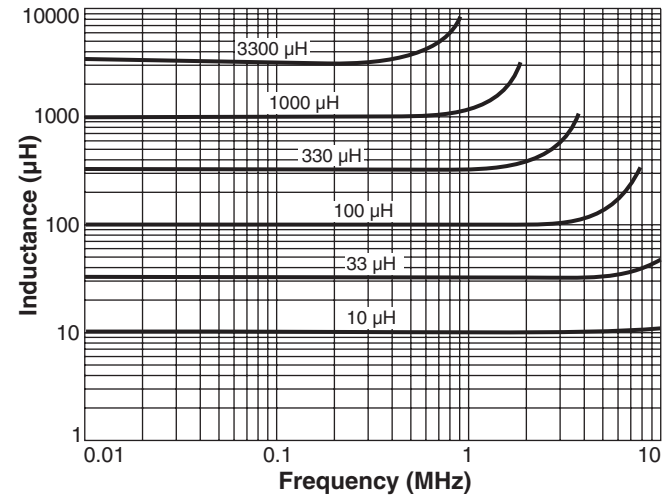


Shielded SMT Power Inductors – LPS6235 Series

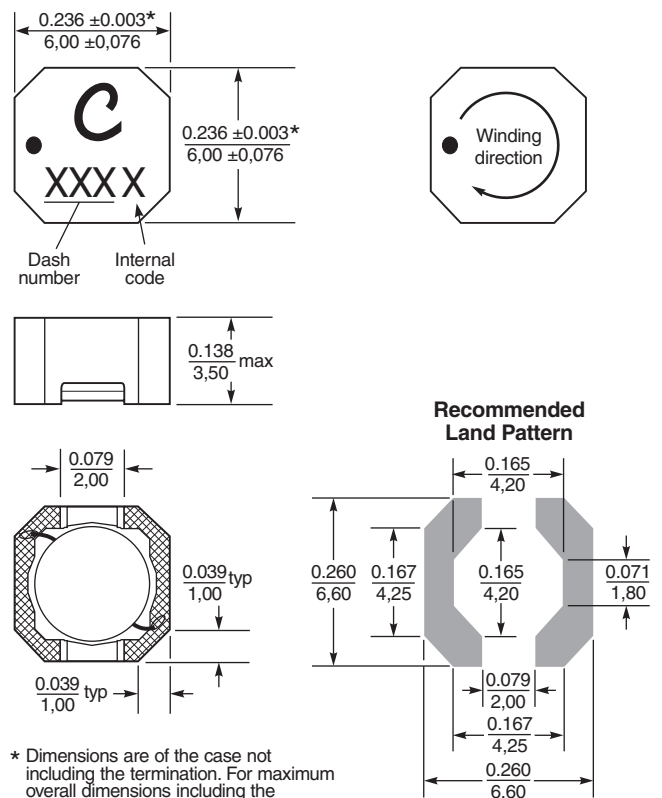
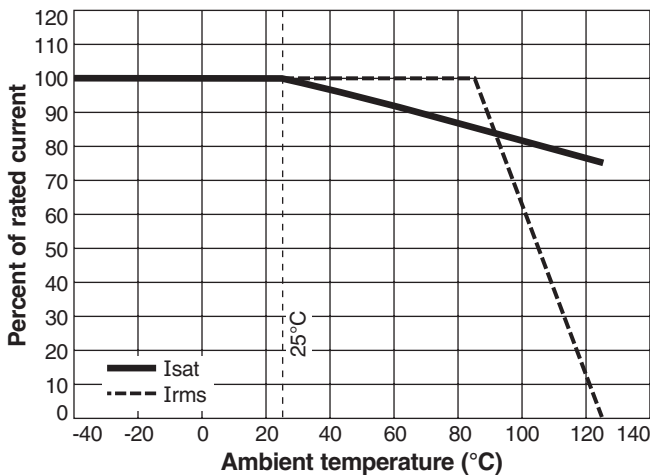
Typical L vs Current



Typical L vs Frequency



Typical Current Derating



* Dimensions are of the case not including the termination. For maximum overall dimensions including the termination, add 0.005 in / 0.13 mm.

Dimensions are in $\frac{\text{inches}}{\text{mm}}$



Specifications subject to change without notice. Please check our website for latest information.

Document 587-2 Revised 12/27/10

1102 Silver Lake Road Cary, Illinois 60013 Phone 847/639-6400 Fax 847/639-1469

E-mail info@coilcraft.com Web <http://www.coilcraft.com>