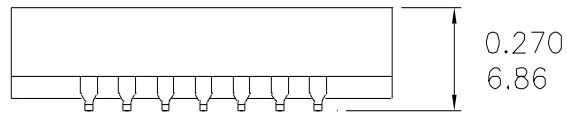
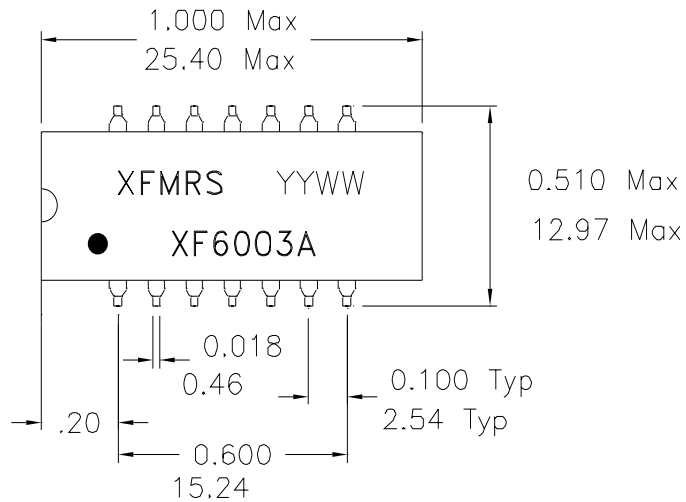
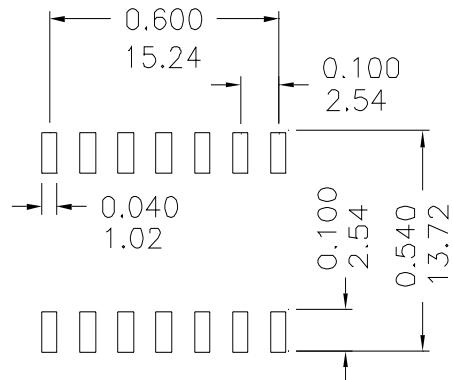
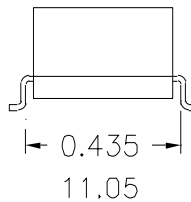


1. Dimensions:

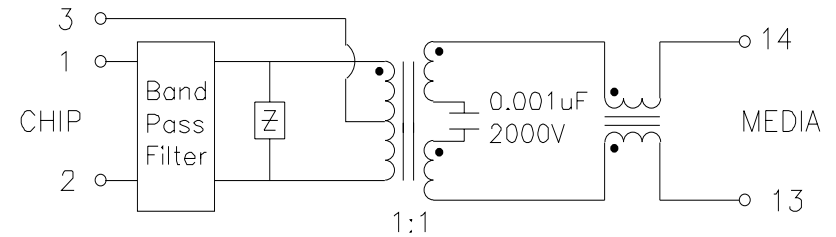


CO-PLANARITY \pm 0.004 Max
0.10 Max



SUGGESTED FOOTPRINT

2. Schematic:



SIDACTOR: P0300SA TECCOR ELECTROINCS, INC.

3. Electrical Specifications: @25°C

HIPOT: 1-2 to 10-9 1500Vrms

Passband: @4.25-9.75MHz

Insertion Loss: @4.25-9.75MHz 2.2dB Max

Passband ripple: 0.5dB

Attenuation @1.1MHz 60dB Min

@22MHz 35dB Min

@54MHz 60dB Min

CMRR (common mode to diff.): 40dB Min

DOC. REV: A/2

XFMR INC. UNLESS OTHERWISE SPECIFIED TOLERANCES: .xxx \pm 0.010 Inch Dimensions in Inch/mm	Title: BANDPASS FILTER	
	P/N: XF6003A	REV. A
	DWN. 廖玉坤	Sep-16-99
	CHK. 李清儿	Sep-16-99
SCALE 2:1 SHT 1 OF 1	APP. Joe Huff	Sep-16-99