

Common Mode Filters(SMD)

For power line

ACM series

Type:	ACM4520	[1808 inch]*
	ACM3225	[1210 inch]
	ACM4532	[1812 inch]
	ACM7060	[2824 inch]
	ACM9070	[3628 inch]
	ACM1211	[4844 inch]
	ACM1513	[6052 inch]

* Dimensions Code JIS[EIA]

Issue date: December 2010

- All specifications are subject to change without notice.
 - Conformity to RoHS Directive: This means that, in conformity with EU Directive 2002/95/EC, lead, cadmium, mercury, hexavalent chromium, and specific bromine-based flame retardants, PBB and PBDE, have not been used, except for exempted applications.
-

Common Mode Filters(SMD) For Power Line

Conformity to RoHS Directive

ACM Series ACM4520 Type

FEATURES

- Several large current products are prepared to correspond to the various applications.
- Low profile and compact shape, it is suited for surface mounting.
- It shows high common-mode impedance despite of its compact shape.

APPLICATIONS

Radiation noise suppression for power line (DVC, DVD cam, DSC, etc.)

TEMPERATURE RANGE

Operating	-40 to +85°C
-----------	--------------

PACKAGING STYLE AND QUANTITIES

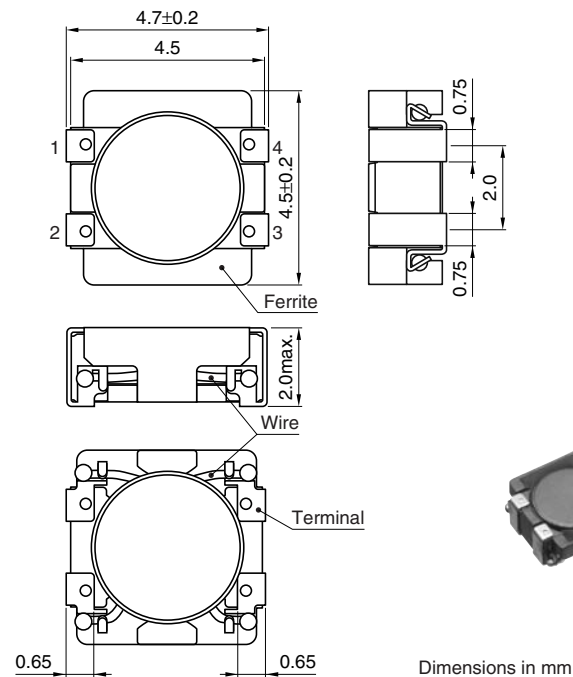
Packaging style	Reel	Quantity
Taping	ø180mm	800 pieces/reel
	ø330mm	2500 pieces/reel

PRODUCT IDENTIFICATION

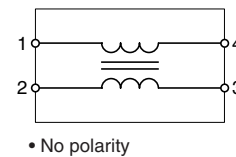
ACM	4520	-	901	-	2P	-	T	-	□□□
(1)	(2)	(3)	(4)	(5)	(6)				

- (1) Series name
- (2) Dimensions W×T
4520: 4.5×2.0mm
- (3) Impedance [at 100MHz]
901: 900Ω
142: 1400Ω
- (4) Numbers of lines
2P: 2-line
- (5) Packaging style
T: ø180mm reel taping
TL: ø330mm reel taping
B: Bulk
- (6) TDK internal code

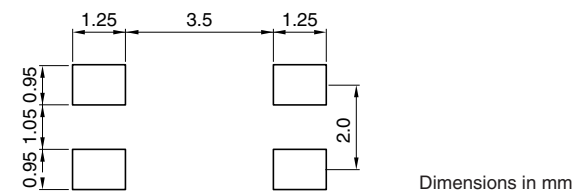
SHAPES AND DIMENSIONS



CIRCUIT DIAGRAM



RECOMMENDED PC BOARD PATTERN



• Conformity to RoHS Directive: This means that, in conformity with EU Directive 2002/95/EC, lead, cadmium, mercury, hexavalent chromium, and specific bromine-based flame retardants, PBB and PBDE, have not been used, except for exempted applications.

• All specifications are subject to change without notice.

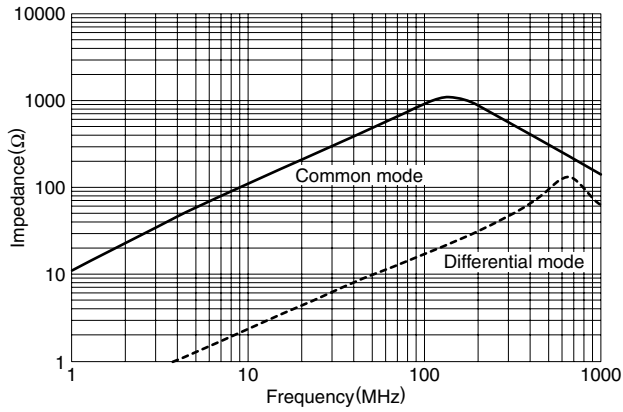
ELECTRICAL CHARACTERISTICS

Part No.	Common mode impedance (Ω)[at 100MHz]		DC resistance (Ω)max. [1 line]	Rated current Idc (A)max.	Rated voltage Edc (V)max.	Insulation resistance (M Ω)min.
	min.	typ.				
ACM4520-901-2P	650	900	0.06	2.0	50	10
ACM4520-142-2P	1000	1400	0.08	1.5	50	10

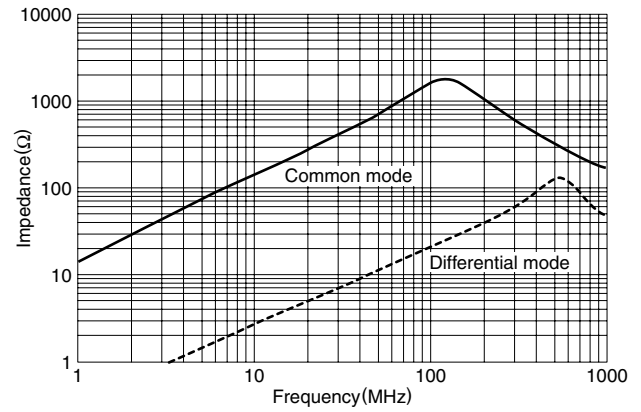
TYPICAL ELECTRICAL CHARACTERISTICS

IMPEDANCE vs. FREQUENCY CHARACTERISTICS

ACM4520-901-2P



ACM4520-142-2P



Common Mode Filters(SMD) For Power Line

Conformity to RoHS Directive

ACM Series ACM3225, 4532, 7060, 9070, 1211, 1513 Types

FEATURES

- A chip-type common mode filter for large current applications. Common mode impedance surpasses 300 to 1000Ω at 100MHz. Noise is greatly suppressed.
- Capable of handling the highest current (up to 10A) of any chip-type common mode filter.
- Height and size have been considered, resulting in a compact and light-weight choke coil. Applicable for the miniaturization required to reduce the size and weight of portable equipment.
- The products contain no lead and also support lead-free soldering.
- This product does not contain regulated substances that are slated to be included in RoHS.

APPLICATIONS

Used for power line noise suppression for any electronic devices.
Used to counter adapter/battery line noise for relatively large electronic devices such as notebook PCs, stand-alone word processors, etc.

PRODUCT IDENTIFICATION

ACM 7060 - 701 - 2PL - TL □□□
(1) (2) (3) (4) (5) (6)

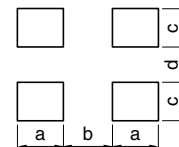
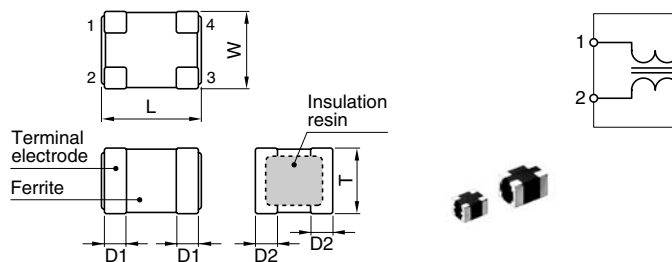
- (1) Series
(2) Dimensions L×W
7060: 7.0×6.0mm
(3) Impedance[at 100MHz]
701: 700Ω
(4) Number of lines
2PL: 2-line
(5) Packaging style
T: ø180mm reel taping
TL: ø330mm reel taping
(6) TDK internal code

TEMPERATURE RANGE

Operating -25 to +85°C

SHAPES AND DIMENSIONS/CIRCUIT DIAGRAM/RECOMMENDED PC BOARD PATTERN(REFLOW SOLDERING)

ACM3225, 4532 TYPES



Dimensions in mm

Type	a	b	c	d
ACM3225	1.5	1.6	1.4	1.1
ACM4532	1.8	2.3	1.75	1.1

Dimensions in mm					
Type	L	W	T	D1	D2
ACM3225	3.2±0.2	2.5±0.2	2.3 max.	0.7	0.7
ACM4532	4.5±0.2	3.2±0.2	3.0 max.	1	1

• Conformity to RoHS Directive: This means that, in conformity with EU Directive 2002/95/EC, lead, cadmium, mercury, hexavalent chromium, and specific bromine-based flame retardants, PBB and PBDE, have not been used, except for exempted applications.

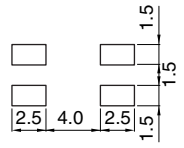
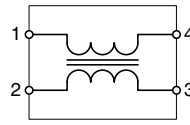
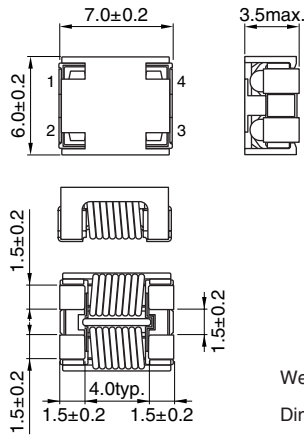
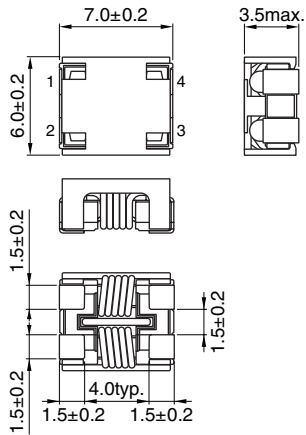
• All specifications are subject to change without notice.

SHAPES AND DIMENSIONS/CIRCUIT DIAGRAM/RECOMMENDED PC BOARD PATTERN(REFLOW SOLDERING)

ACM7060 TYPE

ACM7060-301-2PL-TL01

ACM7060-701-2PL-TL01

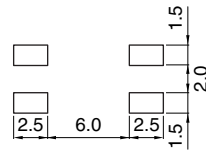
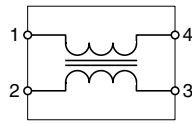
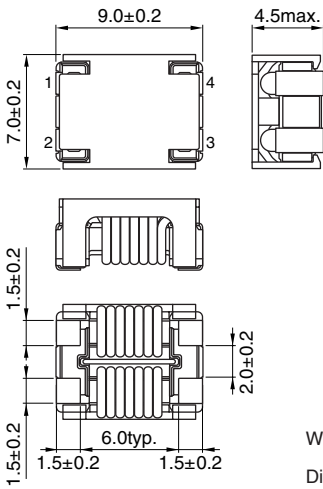


Dimensions in mm



Weight: 0.35g
Dimensions in mm

ACM9070 TYPE



Dimensions in mm

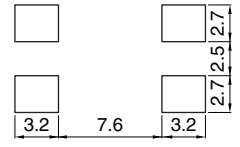
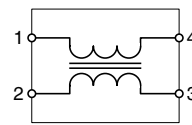
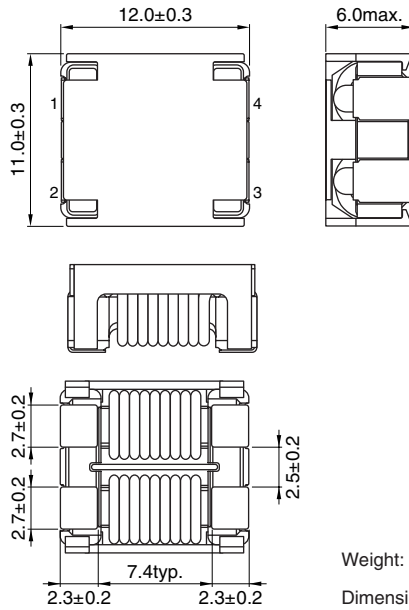
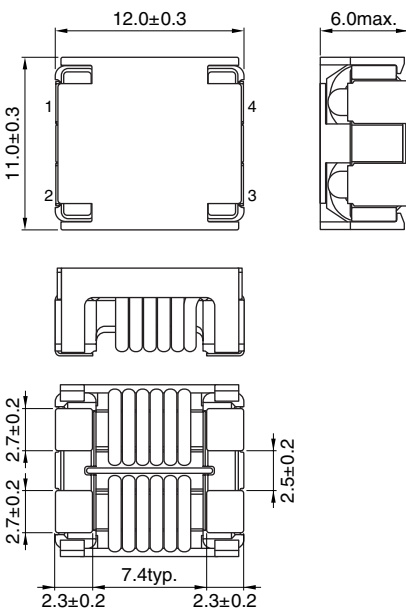


Weight: 0.82g
Dimensions in mm


ACM1211 TYPE

ACM1211-701-2PL-TL01

ACM1211-102-2PL-TL01

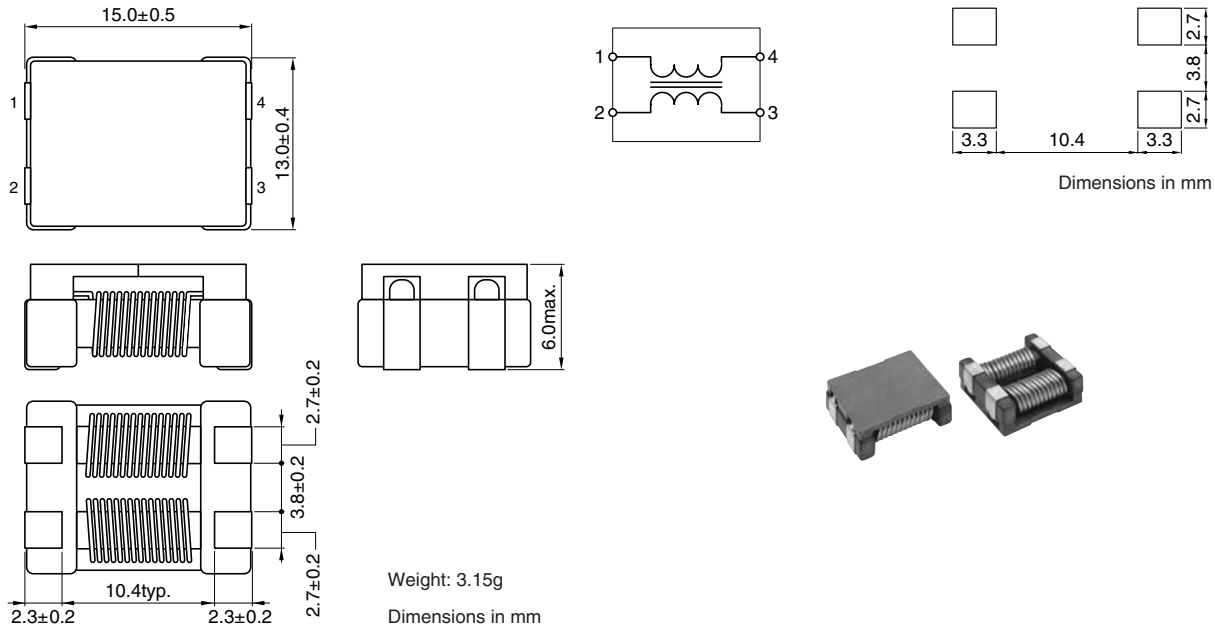


Dimensions in mm



Weight: 2.20g
Dimensions in mm

• All specifications are subject to change without notice.

SHAPES AND DIMENSIONS/CIRCUIT DIAGRAM/RECOMMENDED PC BOARD PATTERN(REFLOW SOLDERING)
ACM1513 TYPE

ELECTRICAL CHARACTERISTICS

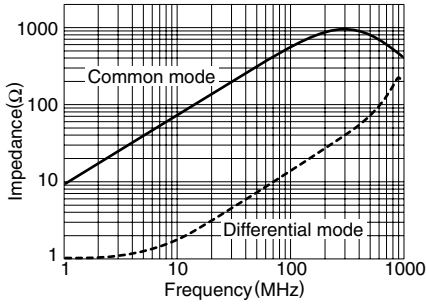
Part No.	Impedance (Ω)[at 100MHz]		DC resistance ($m\Omega$)max.	Rated current Idc(A)max.	Insulation resistance ($M\Omega$)min.	Rated voltage Edc(V)max.
	min.	typ.				
ACM3225-601-2P	450	600	200	1.0	10	50
ACM4532-601-2P	450	600	100	1.5	10	50
ACM4532-801-2P	600	800	100	1.0	10	50
ACM7060-301-2PL	225	300	10	5	10	80
ACM7060-701-2PL	500	700	15	4	10	80
ACM9070-701-2PL	500	700	10	5	10	80
ACM1211-701-2PL	500	700	6	8	10	80
ACM1211-102-2PL	750	1000	14	6	10	80
ACM1513-551-2PL	450	550	4	10	10	80

PACKAGING STYLE AND QUANTITIES

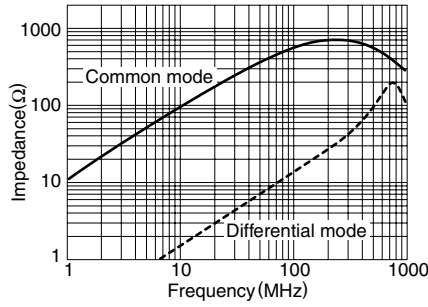
Packaging style	Type	Reel	Quantity
Taping	ACM3225	ϕ 180mm	1000 pieces/reel
		ϕ 330mm	5000 pieces/reel
	ACM4532	ϕ 180mm	500 pieces/reel
		ϕ 330mm	2000 pieces/reel
	ACM7060	ϕ 330mm	1500 pieces/reel
	ACM9070	ϕ 330mm	800 pieces/reel
	ACM1211	ϕ 330mm	500 pieces/reel
	ACM1513	ϕ 330mm	500 pieces/reel

TYPICAL ELECTRICAL CHARACTERISTICS
IMPEDANCE vs. FREQUENCY CHARACTERISTICS

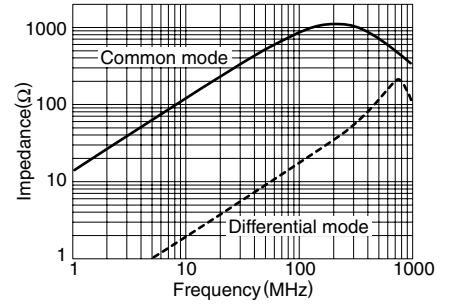
ACM3225-601-2P



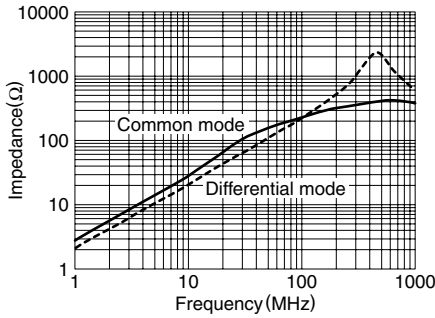
ACM4532-601-2P



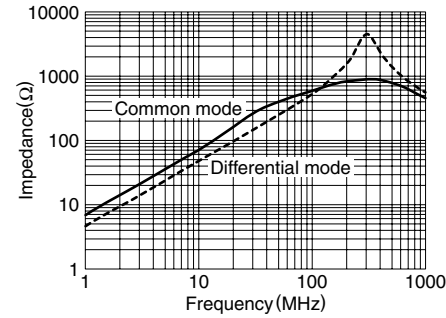
ACM4532-801-2P



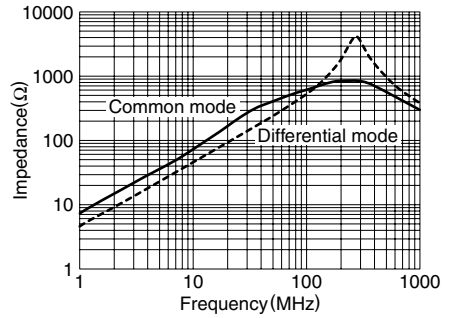
ACM7060-301-2PL



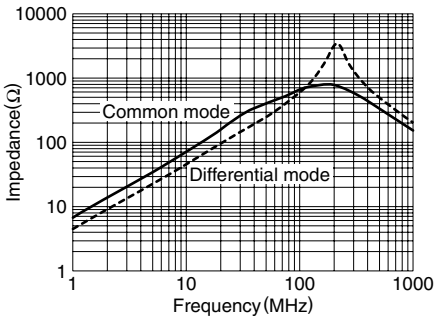
ACM7060-701-2PL



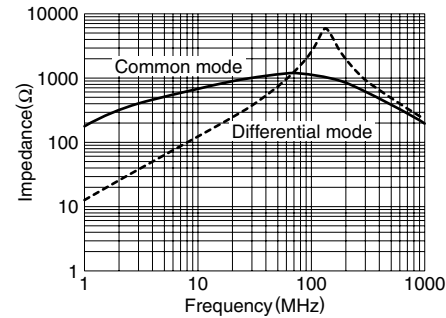
ACM9070-701-2PL



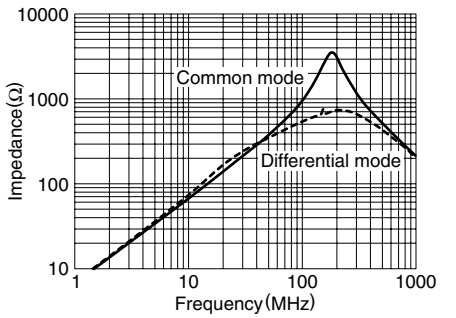
ACM1211-701-2PL



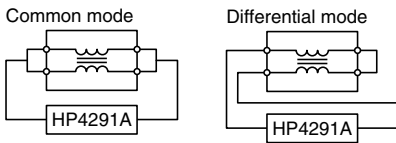
ACM1211-102-2PL



ACM1513-551-2PL



MEASURING CIRCUITS



• All specifications are subject to change without notice.