

NOTES

1.0 COMPLIES WITH THE EUROPEAN DIRECTIVE 2002/95/EC, CALLING FOR THE ELIMINATION OF LEAD AND OTHER HAZARDOUS SUBSTANCES FROM ELECTRONIC PRODUCTS.

ELECTRICAL SPECIFICATIONS:

OPERATING TEMPERATURE RANGE: -40° C TO 85° C


CURRENT CARRYING CAPABILITY ON UNUSED PAIRS: 3A MAX P9 & P10
1.5A MAX J4, J5, J7, & J8

1.0 TURNS RATIO:

{P2-P3} : {J1-J2} : 1CT : 1CT ± 3%
{P4-P7} : {J3-J6} : 1CT : 1CT ± 3%

2.0 INDUCTANCE:

{P2-P3} : 350uH MIN. @ 0.1V, 100KHZ, 8mA DC Bias
{P4-P7} : 350uH MIN. @ 0.1V, 100KHZ, 8mA DC Bias



Bel Stewart Connector
11118 Susquehanna Trail, South
Glen Rock, Pa 17327-9199
717.234.7512
<http://www.stewartconnector.com>



THIS DRAWING AND THE SUBJECT MATTER SHOWN THEREON ARE CONFIDENTIAL AND PROPERTY OF BEL STEWART CONNECTOR AND SHALL NOT BE REPRODUCED, COPIED, OR USED IN ANY MANNER WITHOUT PRIOR WRITTEN CONSENT OF BEL STEWART CONNECTOR. THE SUBJECT MATTER MAY BE PATENTED OR A PATENT MAY BE PENDING.

ELECTRICAL SPECIFICATIONS:

- 3.0 DC RESISTANCE: (P2-P3); (P4-P7) : 1.2 OHMS
(J1-J2); (J3-J6) : 1.2 OHMS
- 4.0 RETURN LOSS: (P2-P3)=100 OHMS REF. AND (P4-P7)=100 OHM REF.
1MHZ TO 30MHZ : 18dB MIN.
31MHZ TO 80MHZ : 12dB MIN.
- 5.0 INSERTION LOSS: RS & RL =100 ohms : 1.1 dB TYP
1MHZ TO 100MHZ
- 6.0 CROSS TALK: 1MHZ - 100 MHZ : 35 dB TYP
- 7.0 DIFFERENTIAL TO COMMON MODE ATTENUATION:
1MHZ TO 100MHZ : 40dB TYP
- 8.0 DIELECTRIC WITHSTAND: (P2-P3) TO (J1-J2) : 1500 VAC
(P4-P7) TO (J3-J6) : 1500 VAC

THIS DRAWING AND THE SUBJECT MATTER SHOWN THEREON ARE CONFIDENTIAL AND PROPERTY OF BEL STEWART CONNECTOR AND SHALL NOT BE REPRODUCED, COPIED, OR USED IN ANY MANNER WITHOUT PRIOR WRITTEN CONTENT OF BEL STEWART CONNECTOR. THE SUBJECT MATTER MAY BE PATENTED OR A PATENT MAY BE PENDING.

Bel Stewart Connector
11118 Susquehanna Trail, South
Glen Rock, Pa 17327-9199
717.234.7512

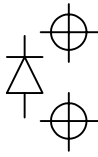
MagJack
<http://www.stewartconnector.com>

SHEET 2 OF 3

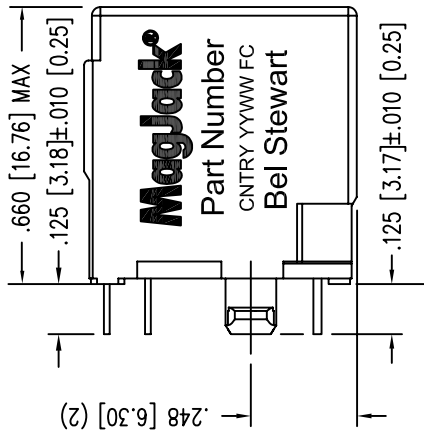
DRAWING NO. SI-46012-F

REV. X1

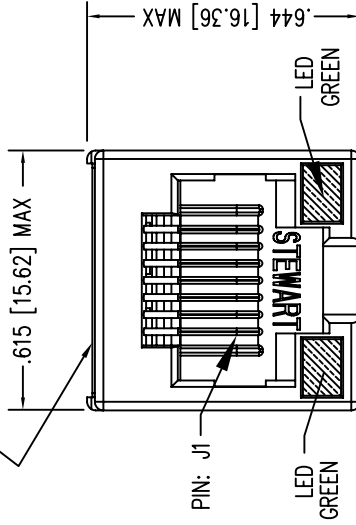
LED POLARITY
(ENLARGED VIEW)



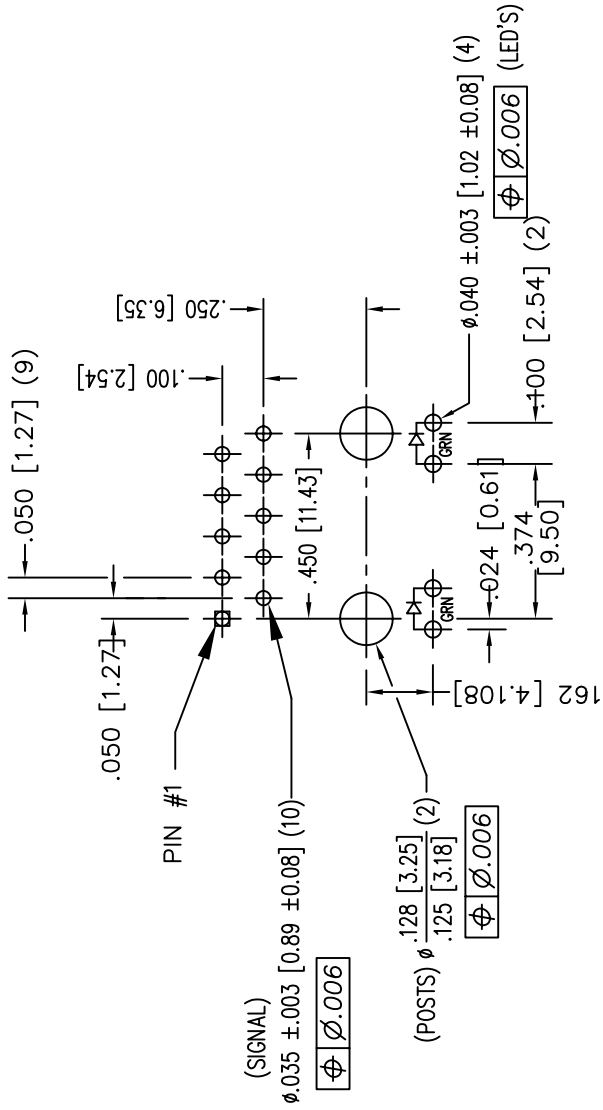
SINGLE COLOR LED



MAGNETIC COMPONENT CAVITY IS FILLED WITH POTTING COMPOUND



PIN: J1



P.C.B. RECOMMENDED HOLE LAYOUT SEEN FROM COMPONENT SIDE



NOTES:

- CONNECTOR MATERIALS:
HOUSING: THERMOPLASTIC UL94 V-0
CONTACT: COPPER ALLOY
CONTACT PLATING: SELECTIVE GOLD,
50 MICRO-INCHES MIN. IN CONTACT AREA.
- PIN NOT ELECTRICALLY CONNECTED MAYBE OMITTED.
SEE ELECTRICAL DRAWING FOR OMITTED PINS.
- TOLERANCES COMPLY WITH F.C.C. DIMENSION REQUIREMENTS.
- ALL TOLERANCES NOT OTHERWISE SPECIFIED TO BE ±.005 [0.13]
- WAVE SOLDER COMPATIBLE - PREHEAT 125°C/90SECS.

LED SPECIFICATIONS				
STANDARD LED GREEN DIFFUSED	* FORWARD VOLTAGE (MAX)	* FORWARD VOLTAGE (TYP)	POWER DISSIPATION	LUMINOUS INTENSITY @ 10mA
	2.6 V	2.25 V	105 mW	MIN MAX
				2 MCD 8 MCD

* WITH A FORWARD CURRENT OF 20 mA

Bel Stewart Connector
11118 Susquehanna Trail, South
Glen Rock, Pa 17327-9199
717.234.7512



http://www.stewartconnector.com

THIS DRAWING AND THE SUBJECT MATTER SHOWN THEREON ARE CONFIDENTIAL AND PROPERTY OF BEL STEWART CONNECTOR AND SHALL NOT BE REPRODUCED, COPIED, OR USED IN ANY MANNER WITHOUT PRIOR WRITTEN CONTENT OF BEL STEWART CONNECTOR. THIS SUBJECT MATTER MAY BE PATENTED, OR A PATENT MAY BE PENDING.

SHEET 3 OF 3
DRAWING NO. S146012-EE
REV. 01