


Common Mode Chokes -Low Frequency Series LF



- Medical Equipment
- Telecom Applications

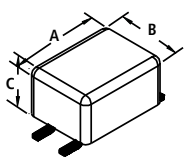
- Low Frequency Peak Impedance
- CM5740 Is High Current And Low DCR
- Stable Performance Under Load

PART NUMBER SYSTEM EXAMPLE

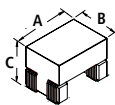
| | | | | | |
|---------------------|----------------|--------------------|----------------------|----------------|------------------------|
| CM | 1812 | C | 282 | R | -10 |
| Product Series Code | Part Size Code | Rated Current Code | Impedance Value Code | Packaging Code | Additional Description |

| Part Number | PHYSICAL DIMENSIONS | | | TYPICAL IMPEDANCE (Ω) | | | | Typical Peak Impedance (Ω) | Typical Peak Impedance Frequency (MHz) | DCR MAX (Ω) | Rated I MAX (continuous) mA |
|----------------|---------------------|---------------|---------------|--------------------------------|---------------|---------------|---------------|-------------------------------------|--|----------------------|-----------------------------|
| | A mm (inches) | B mm (inches) | C mm (inches) | Z @ 1 MHz | Z @ 4 MHz | Z @ 10 MHz | Z @ 100 MHz | | | | |
| CM1812C282R-10 | 5.00 (0.197) | 3.50 (0.138) | 5.55 (0.140) | 370 | 1100 | 1900 | 2800 | 3500 | 50 | 0.5000 | 200 |
| CM2824B103R-10 | 7.50 (0.295) | 5.50 (0.217) | 3.80 (0.150) | 10000 | 8900 | 3980 | 400 | 13200 | 2 | 1.3000 | 400 |
| CM2824E182R-10 | 7.50 (0.295) | 5.50 (0.217) | 3.80 (0.150) | 200 | 570 | 920 | 1800 | 1920 | 80 | 0.2600 | 800 |
| CM2824E352R-10 | 7.50 (0.295) | 5.50 (0.217) | 3.80 (0.150) | 350 | 1400 | 2100 | 3500 | 3950 | 45 | 0.3000 | 800 |
| CM2824E702R-10 | 7.50 (0.295) | 5.50 (0.217) | 3.80 (0.150) | 3000 | 7000 | 5800 | 800 | 7200 | 6 | 0.2600 | 700 |
| CM5740Z241B-10 | 14.40 (0.570) | 10.03 (0.395) | 9.32 (0.387) | 170 (2 Turns) | 240 (2 Turns) | 173 (2 Turns) | 100 (2 Turns) | 276 (2 Turns) | 3 (2 Turns) | 0.0013 | 20,000 |

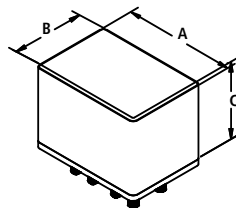
Refer to part print for additional dimensions.



CM2824
Surface Mount



CM1812
Surface Mount



CM5740Z241B-10
Thru-Hole

