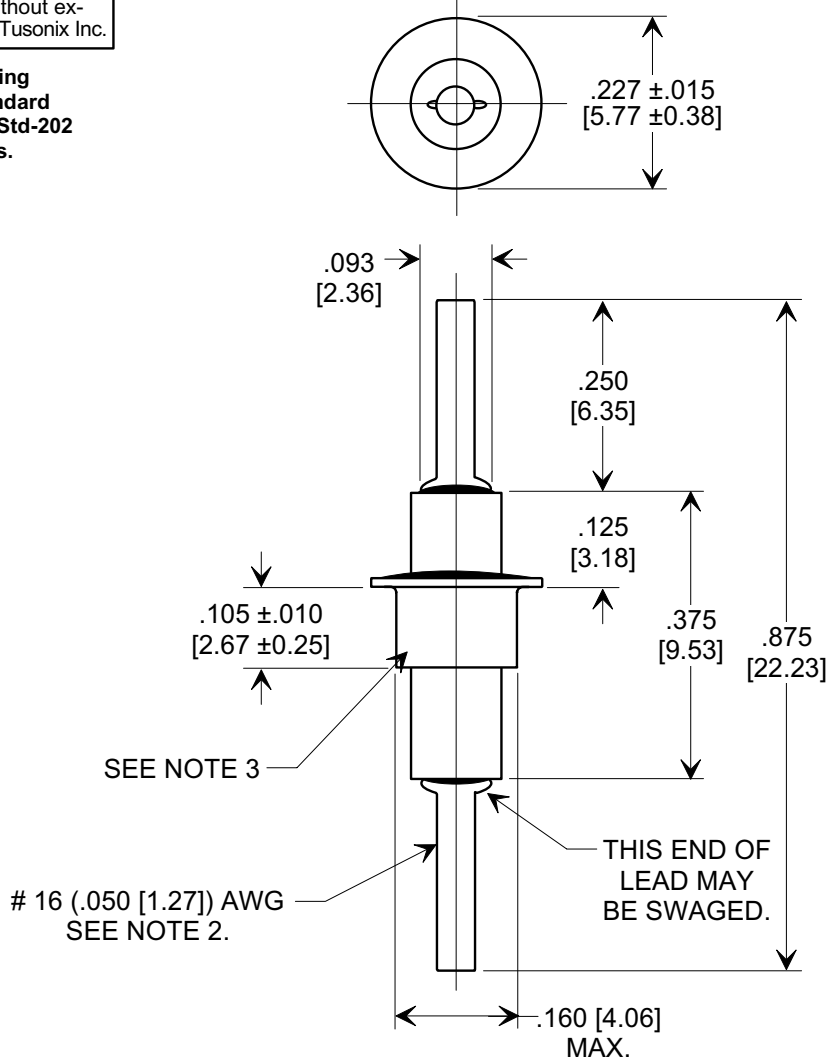
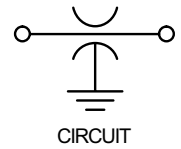
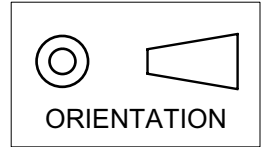


MARKETING SALES DRAWING

DIMENSIONS IN INCHES - DO NOT SCALE THIS DRAWING
DIMENSIONS IN METRIC - []

This drawing is the property of Tusonix, Inc., and may not be used, reproduced, published or disclosed to others without expressed authorization by Tusonix Inc.

Electrical Testing
per Tusonix standard
test plans and Mil-Std-202
Test Methods.



SEE NOTE 3

16 (.050 [1.27]) AWG
 SEE NOTE 2.

THIS END OF LEAD MAY BE SWAGED.

NOTES:

1. TUSONIX STANDARD PART NUMBER: 2404-613-X7R0-102M.
 TUSONIX RoHS COMPLIANT PART NUMBER:
 2404-613-X7R0-102M LF.
 CUSTOMER MUST SPECIFY STANDARD OR RoHS PART NUMBER WHEN ORDERING.
2. LEAD FINISH: STANDARD PART #: 60/40 SOLDER PLATED.
 RoHS PART #: SILVER PLATED.
3. EYELET FINISH: STANDARD PART #: 60/40 SOLDER PLATED.
 RoHS PART #: SILVER PLATED.
4. STANDARD VARIATIONS HAVE BOTTOM SWAGE.
 LF VARIATIONS HAVE NO BOTTOM SWAGE.
5. PART MARKING: STANDARD PART: NO MARKING.
 RoHS PART: GREEN DOT IDENTIFIER.

SPECIFICATIONS

Capacitance:	1000 pF
Cap. Tolerance:	± 20%
Temp. Coef.:	X7R
Operating Temp.:	-55°C TO +85°C
Voltage Rating:	500 VDC

REVISION RECORD Original Release C.O. 20060911-1-01	0	--TOLERANCES-- Unless Otherwise Specified	Title FEED - THRU CAPACITOR		
	DECIMAL ± .015 [0.38]		Drawn S.M. 09-12-06	Scale 4 X	
	ANGLES ±		Approved T.C. 09-12-06		
	TUSONIX TUCSON, ARIZONA		A	2404-613-X7R0-102M	