

IEC Appliance Inlet C14 with Filter, Fuseholder 1- or 2-pole (5x20 mm or 6.3x32 mm), optional Voltage Selector (step switch)

Standard- or Medical-Filter



V-Lock



with voltage selector



without voltage selector



### Description

- Panel Mount:  
Screw-on mounting from front side
- 4 Functions:  
Appliance Inlet Protection class I, Fuseholder with interchangeable fuse drawer for Fuse-links 5 x 20 mm or 6.3 x 32 mm, with or without voltage selector (step switch), Line filter in standard and medical version
- Quick connect terminals 4.8 x 0.8 mm

### Approvals

- VDE Certificate Number: 40004665 (FKO, FKP, FKQ, FKR)
- UL File Number: E72928 (FKO, FKP, FKQ, FKR)

### Characteristics

- All single elements are already wired
- The fuse drawer "Fingerrip" can be removed by hand  
For added safety "Extra-Safe" fuse drawers are available  
Fuse drawer meets requirements of medical standard IEC/EN 60601-1  
The fuse drawer can only be opened with the aid of a tool  
The fuseholder is accessible from the equipment front
- Qualified for use in equipment according IEC/EN 60950

### Other versions on request

- Variant with notch for V-Lock mating Cordsets

### References

Alternative: version without line filter [KEC](#)

### Weblinks

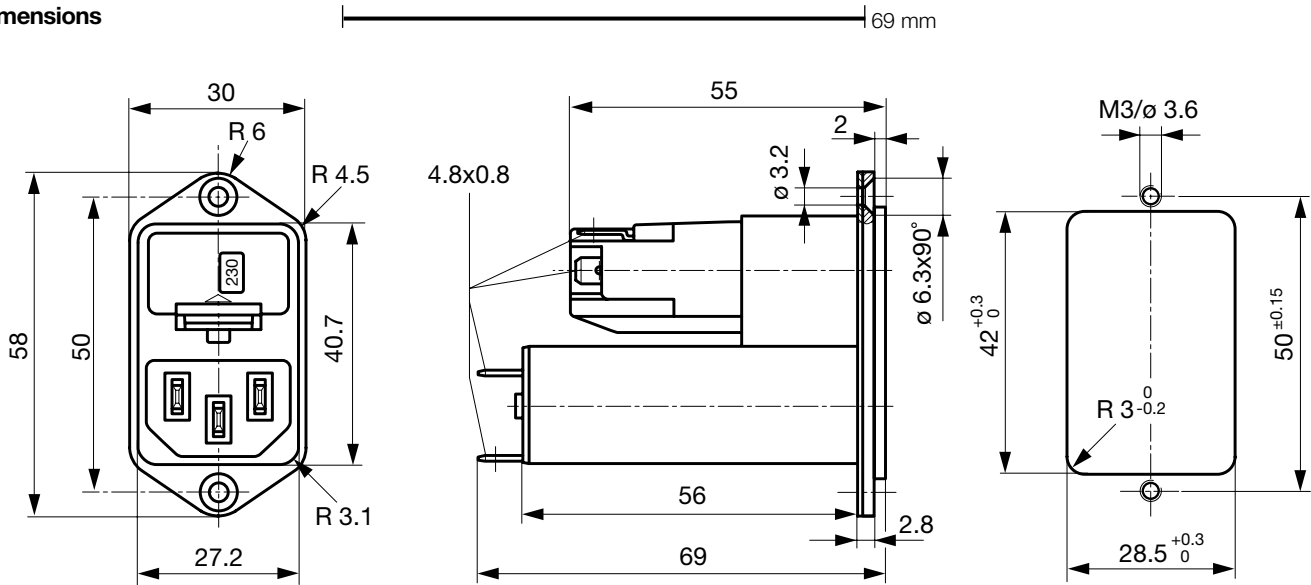
[pdf, General Product Information, Approvals, RoHS, CHINA-RoHS, Mating Connectors, e-Store, SCHURTER-Stock-Check, Distributor-Stock-Check, Accessories](#)

Newly available variants corresponding to V-Lock mating cordset. The connector is equipped with a notch intended for use with the latching cordset. The cord latching system prevents against accidental removal of the cordset.

### Technical Data

Ratings IEC	1 - 10A @ Ta 40 °C / 250 VAC; 50Hz	Appliance-Inlet/-Outlet	C14 acc. to IEC/EN 60320-1, UL 498, CSA C22.2 no. 42 (for cold conditions) pin-temperature 70 °C, 10A, Protection Class 1
Ratings UL/CSA	1 - 10A @ Ta 40 °C / 125 VAC; 60Hz	Fuseholder	1 or 2 pole, Shocksafe category PC2 acc. to IEC 60127-6, for fuse-links 5 x 20 or 6.3 x 32 mm
Leakage Current	standard < 0.5 mA (250 V / 60Hz) medical < 5 µA (250 V / 60 Hz)	Rated Power Acceptance @ Ta 23 °C	5 x 20: 2.5W (1 pole)/ 2W (2-pole) per pole 6.3 x 32: 3.15W (1 pole)/ 2.5W (2-pole) per pole
Dielectric Strength	> 1.7 kVDC between L-N > 2.7 kVDC between L/N-PE Test voltage (2 sec)	Power Acceptance @ Ta > 23°C	Admissible power acceptance at higher ambient temperature see derating curves
Allowable Operation Temp.	-25 °C to 85 °C	Voltage Selectors	optional, step, 3 pos.
Climatic Category	25/085/21 acc. to IEC 60068-1	Line Filter	Standard and Medical Version, IEC 60939, IEC 60601-1, UL 1283, UL 544, EN 133 200, CSA C22.2 no. 8 <a href="#">Technical details</a>
Degree of Protection	from front side IP 40 acc. to IEC 60529	MTBF	> 1'700'000 h acc. to MIL-HB-217 F
Protection Class	Suitable for appliances with protection class 1 acc. to IEC 61140		
Terminal	Quick connect terminals 4.8 x 0.8 mm		
Panel Thickness s	Screw: max 8 mm Mounting screw torque max 0.5 Nm		
Material: Housing	Thermoplastic, black, UL 94V-0		

### Dimensions



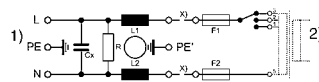
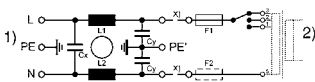
### Technical Data of Filter-Components

Rated Current [A]	Filter-Type	Inductances L [mH]	Capacitance CX [nF]	Capacitance CY [nF]	R [MΩ]
1	Standard Version	2 x 10	68	2.2	-
2	Standard Version	2 x 4	68	2.2	-
4	Standard Version	2 x 1.5	68	2.2	-
6	Standard Version	2 x 0.8	68	2.2	-
10	Standard Version	2 x 0.3	68	2.2	-
1	Medical Version (M5)	2 x 10	68	-	1
2	Medical Version (M5)	2 x 4	68	-	1
4	Medical Version (M5)	2 x 1.5	68	-	1
6	Medical Version (M5)	2 x 0.8	68	-	1
10	Medical Version (M5)	2 x 0.3	68	-	1

### Diagrams

Standard version with voltage selector

Medical version with voltage selector



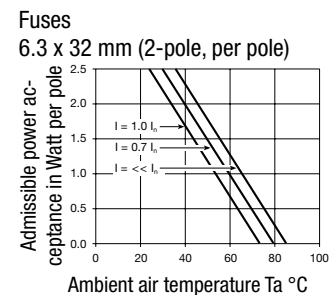
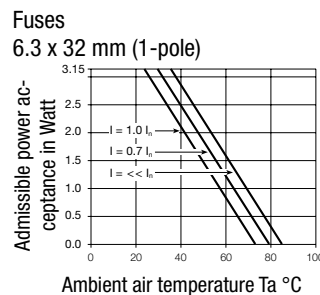
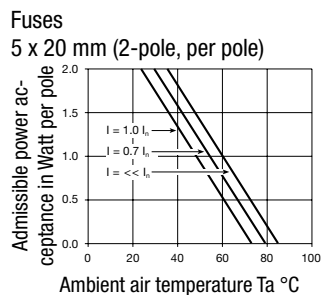
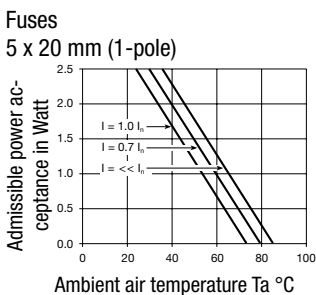
x) external connection to be made by the customer

x) external connection to be made by the customer

- 1) Line
- 2) Load

- 1) Line
- 2) Load

### Derating Curves

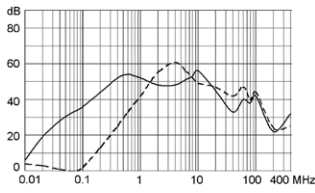


**Attenuation Loss**

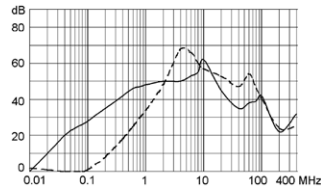
--- differential mode    — common mode

Standard version

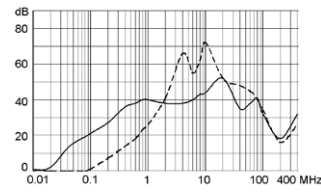
1 A



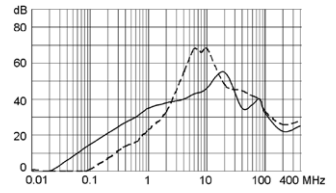
2 A



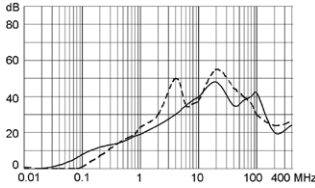
4 A



6 A

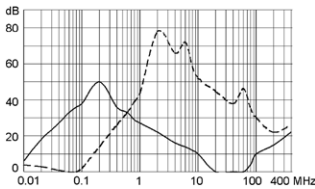


10 A

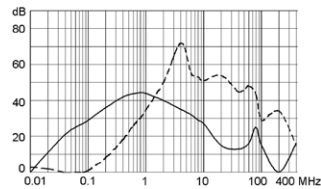


Medical version (M5)

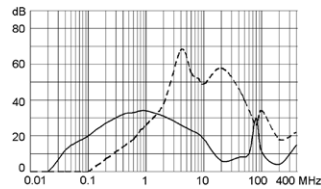
1 A



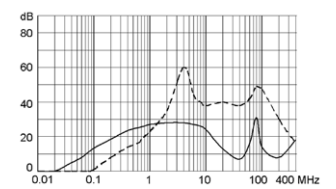
2 A



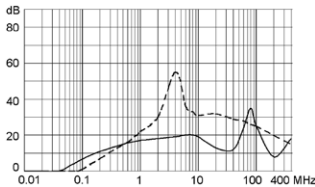
4 A



6 A



10 A



**Variants**

Fuse drawer must be ordered separately (see accessories).

Rated Current [A]	Filter-Type	Fuseholder	Voltage Selectors	Order Number
1	Standard Version	1-pole	-	4303.5011
2	Standard Version	1-pole	-	4303.5012
4	Standard Version	1-pole	-	4303.5013
6	Standard Version	1-pole	-	4303.5014
10	Standard Version	1-pole	-	4303.5015
1	Standard Version	1-pole	3 pos.	4303.5031
2	Standard Version	1-pole	3 pos.	4303.5032
4	Standard Version	1-pole	3 pos.	4303.5033
6	Standard Version	1-pole	3 pos.	4303.5034
10	Standard Version	1-pole	3 pos.	4303.5035
1	Standard Version	2-pole	-	4303.5001
2	Standard Version	2-pole	-	4303.5002
4	Standard Version	2-pole	-	4303.5003
6	Standard Version	2-pole	-	4303.5004
10	Standard Version	2-pole	-	4303.5005
1	Standard Version	2-pole	3 pos.	4303.5021

Rated Current [A]	Filter-Type	Fuseholder	Voltage Selectors	Order Number
2	Standard Version	2-pole	3 pos.	4303.5022
4	Standard Version	2-pole	3 pos.	4303.5023
6	Standard Version	2-pole	3 pos.	4303.5024
10	Standard Version	2-pole	3 pos.	4303.5025
1	Medical Version (M5)	2-pole	3 pos.	4303.5221
2	Medical Version (M5)	2-pole	3 pos.	4303.5223
4	Medical Version (M5)	2-pole	3 pos.	4303.5225
6	Medical Version (M5)	2-pole	3 pos.	4303.5227
10	Medical Version (M5)	2-pole	3 pos.	4303.5229

**Packaging unit** 10 Pcs

### Required Accessory

#### Description

##### Fusedrawer 3


Fusedrawer for Fuse Links 5x20mm resp. 6.3x32mm



Fingergrip, 5 x 20, 2-pole, Voltage Selectors	4303.2014.00
Fingergrip, 5 x 20, 2-pole, Voltage Selectors, 100, 120, 220, 240	4303.2014.01
Fingergrip, 5 x 20, 2-pole, Voltage Selectors, 110, 150, 220	4303.2014.02
Fingergrip, 5 x 20, 2-pole, Voltage Selectors, 110, 220	4303.2014.03

...

### Accessories



#### Assorted Covers Rear Cover

0859.0072



#### Cord retaining kits Cord retaining strain relief

Flat head, A

4700.0001

### Mating Outlets/Connectors

#### Category / Description

##### Appliance OutletOverview complete



IEC Appliance Outlet F, Screw-on Mounting, Front Side, Solder Terminal	4787
IEC Appliance Outlet F, Snap-in Mounting, Front Side, Solder or Quick-connect Terminal	4788
IEC Appliance Outlet F or H, Screw-on Mounting, Front Side, Solder, PCB or Quick-connect Terminal	5091
IEC Appliance Outlet F or H, Screw-on Mounting, Front Side, Solder or Quick-connect Terminal	5092

Appliance Outletfurther types toKFC



[Connector Overview complete](#)

IEC Connector C15, Rewireable, Straight	0101
IEC Connector C15A, Rewireable, Straight	0102
IEC Connector C15A, Rewireable, Straight	0102-G
IEC Connector C15A, Rewireable, Angled	0112
IEC Connector C13, Rewireable, Angled	4012
<a href="#">Connector further types to KFC</a>	...



[Power Cord Overview complete](#)

Power Cord with IEC Connector C13, Angled	0311
Power Cord with IEC Connector C13, Angled	3011
Power Cord with IEC Connector C13, Angled	3012
Power Cord with IEC Connector C13, Angled	3013
Power Cord with IEC Connector C13	3020
<a href="#">Power Cord further types to KFC</a>	...