

**PLEASE CHECK WWW.MOLEX.COM FOR LATEST PART INFORMATION**

**Part Number:** [0905721642](#)  
**Status:** **Active**  
**Description:** 2.54mm (.100") Pitch QF-50™ Header, Right Angle, Dual Row, Shrouded, DIN Keying, with Latch/Eject Levers, 64 Circuits, 0.76 µm Gold (Au)

**Documents:**

[3D Model](#) [RoHS Certificate of Compliance \(PDF\)](#)  
[Drawing \(PDF\)](#)

**Agency Certification**


CSA LR19980  
 UL E29179

**General**

Product Family Ribbon Cable / Wire Trap Connectors  
 Series [90572](#)  
 Comments Eject Levers  
 Component Type PCB Header  
 Glow-Wire Compliant No  
 Product Name QF-50™

**Physical**

Circuits (Loaded) 64  
 Circuits (maximum) 64  
 Color - Resin Black  
 Durability (mating cycles max) 300  
 Entry Angle 90° Angle  
 Flammability 94V-0  
 Lock to Mating Part None  
 Material - Metal Brass  
 Material - Plating Mating Gold  
 Material - Plating Termination Tin  
 Material - Resin Polyester  
 Number of Rows 2  
 PCB Locator No  
 PCB Retention None  
 PCB Thickness Recommended (in) 0.062 In  
 PCB Thickness Recommended (mm) 1.60 mm  
 Packaging Type Tray  
 Pitch - Mating Interface (in) 0.100 In  
 Pitch - Mating Interface (mm) 2.54 mm  
 Pitch - Term. Interface (in) 0.100 In  
 Pitch - Term. Interface (mm) 2.54 mm  
 Plating min: Mating (µin) 30.4  
 Plating min: Mating (µm) 0.76  
 Plating min: Termination (µin) 120  
 Plating min: Termination (µm) 3  
 Polarized to Mating Part Yes  
 Polarized to PCB No  
 Shrouded Yes  
 Stackable Yes  
 Surface Mount Compatible (SMC) No  
 Temperature Range - Operating -25°C to +85°C  
 Termination Interface: Style Through Hole  
 Wire Insulation Diameter N/A  
 Wire Size AWG N/A



*image - Reference only*

**EU RoHS**

**ELV and RoHS Compliant**  
**REACH SVHC**  
 Not Reviewed  
**Halogen-Free Status**  
**Not Reviewed**

**China RoHS**



**Need more information on product environmental compliance?**

Email [productcompliance@molex.com](mailto:productcompliance@molex.com)  
 For a multiple part number RoHS Certificate of Compliance, [click here](#)

Please visit the [Contact Us](#) section for any non-product compliance questions.

**Search Parts in this Series**

[90572Series](#)

**Mates With**

[90635 QF-50™ Female Housing](#)

Wire/Cable Type

Ribbon Cable

**Electrical**

Current - Maximum per Contact

1A

Voltage - Maximum

250V

**Material Info**

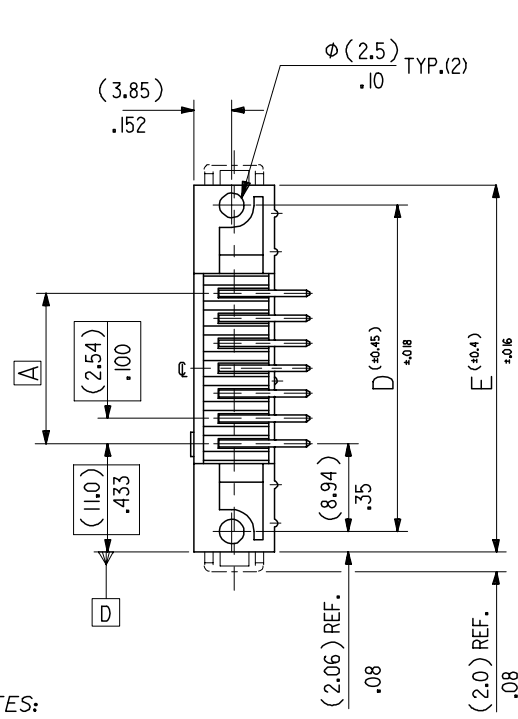
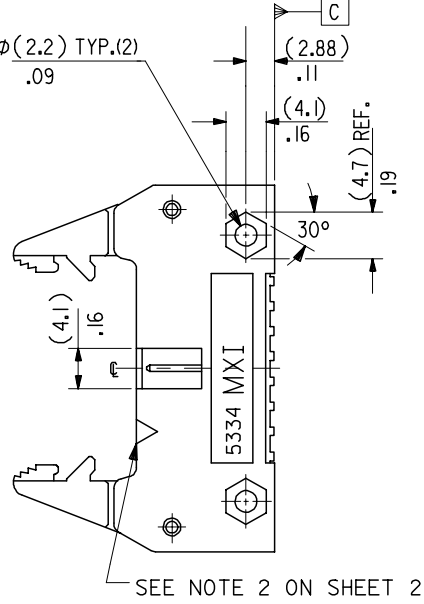
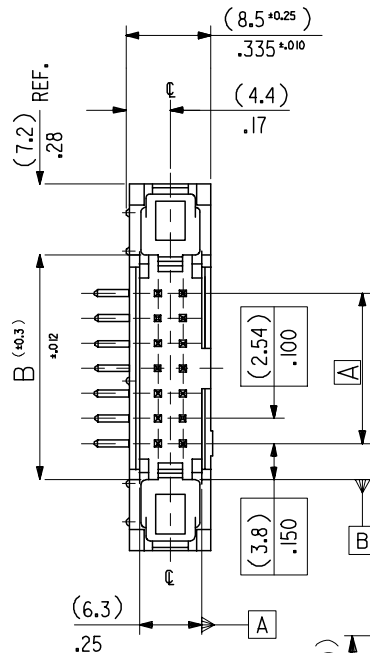
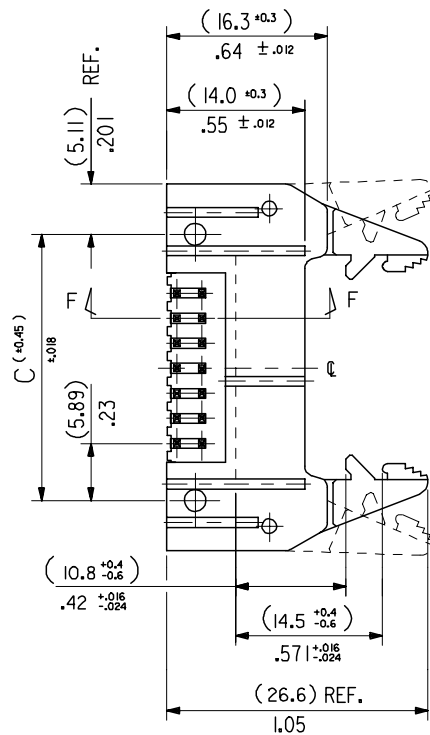
**Reference - Drawing Numbers**

Sales Drawing

SDA-90572

This document was generated on 06/08/2010

**PLEASE CHECK [WWW.MOLEX.COM](http://WWW.MOLEX.COM) FOR LATEST PART INFORMATION**



MIN. TIN PLATE AREA.

MIN. GOLD PLATE AREA. (5.10) ±.12

NOTES:

- 1: FOR MATERIAL SPECIFICATION SEE NOTE 1 ON SHEET 2.
- 2: FOR RECOMMENDED P.C.B.HOLE PATTERN, PART NOTs AND UNSTATED DIMENSIONS SEE SHEET 2.
- 3: PRODUCT SPEC.No. : PS -99020-0015.

MEASURE POINT FOR GOLD PLATING THICKNESS TYP.

DETAIL A  
DIMENSIONS FOR SELECTIVE PLATING'S, SCALE 4:1

SECTION F-F

SEE DETAIL A.

CORRECTED PS EC NO: E2008-0129 DRWN:DBYRNES CHKD: APPR:EOMAHONY	DESCRIPTION 2007/09/13 2007/09/13 2007/09/14	QUALITY SYMBOLS	GENERAL TOLERANCES (UNLESS SPECIFIED)	DIMENSION STYLE	SCALE	DESIGN UNITS	THIRD ANGLE PROJECTION													
		$\nabla=0$ $\triangle=0$	<table border="1"> <thead> <tr> <th></th> <th>MM</th> <th>INCH</th> </tr> </thead> <tbody> <tr> <td>4 PLACES</td> <td>±---</td> <td>±---</td> </tr> <tr> <td>3 PLACES</td> <td>±---</td> <td>±.008</td> </tr> <tr> <td>2 PLACES</td> <td>±0.20</td> <td>±.008</td> </tr> <tr> <td>1 PLACE</td> <td>±0.20</td> <td>±---</td> </tr> </tbody> </table>		MM	INCH	4 PLACES	±---	±---	3 PLACES	±---	±.008	2 PLACES	±0.20	±.008	1 PLACE	±0.20	±---	MM/IN	2:1
	MM	INCH																		
4 PLACES	±---	±---																		
3 PLACES	±---	±.008																		
2 PLACES	±0.20	±.008																		
1 PLACE	±0.20	±---																		
REV			DRAFT WHERE APPLICABLE MUST REMAIN WITHIN DIMENSIONS	DRAWN BY POB	DATE 1990/09/12	TITLE QIK FLECS R/A HEADER DIN EJECT LEVERS FOR IMPROVED WIPE FEMALE														
				CHECKED BY	DATE	MOLEX INCORPORATED														
				APPROVED BY	DATE															
				MATERIAL NO.	DOCUMENT NO.	ENTER PART	SHEET NO.													
				SIZE A3		SDA-90572	1 OF 4													
THIS DRAWING CONTAINS INFORMATION THAT IS PROPRIETARY TO MOLEX INCORPORATED AND SHOULD NOT BE USED WITHOUT WRITTEN PERMISSION																				

(78.74)/3.100	(86.34)/3.400	(90.52)/3.564	(96.62)/3.804	(100.74)/3.966	90572-1641	90572-1642	90572-1643		64
(73.66)/2.900	(81.26)/3.200	(85.44)/3.364	(91.54)/3.604	(95.66)/3.766	↑ -1601	↑ -1602	↑ -1603		60
(60.96)/2.400	(68.56)/2.700	(72.74)/2.864	(78.84)/3.104	(82.96)/3.266	-1501	-1502	-1503	90572-1509	50
(48.26)/1.900	(55.86)/2.200	(60.04)/2.364	(66.14)/2.604	(70.26)/2.766	-1401	-1402	-1403	↑ -1409	40
(40.64)/1.600	(48.24)/1.900	(52.42)/2.064	(58.52)/1.304	(62.64)/2.466	-1341	-1342	-1343	-1349	34
(35.56)/1.400	(43.16)/1.700	(47.34)/1.864	(53.44)/2.104	(57.56)/2.266	-1301	-1302	-1303	-1309	30
(30.48)/1.200	(38.08)/1.500	(42.26)/1.664	(48.36)/1.904	(52.48)/2.066	-1261	-1262	-1263	-1269	26
(22.86)/.900	(30.46)/1.200	(34.64)/1.364	(40.74)/1.604	(44.86)/1.766	-1201	-1202	-1203	-1209	20
(17.78)/.700	(25.38)/1.000	(29.56)/1.164	(35.66)/1.404	(39.78)/1.566	-1161	-1162	-1163	-1169	16
(15.24)/.600	(22.84)/.900	(27.02)/1.064	(33.12)/1.304	(37.24)/1.466	↓ -1141	↓ -1142	↓ -1143	↓ -1149	14
(10.16)/.400	(17.76)/.700	(21.94)/.864	(28.04)/1.104	(32.16)/1.266	90572-1101	90572-1102	90572-1103	90572-1109	10
A	B	C	D	E	ENG. NO. GSI PLATING	ENG. NO. GS2 PLATING	ENG. NO. GS3 PLATING	ENG. NO. PRE TIN	NO.OF CKTS.

**NOTES**

**1. MATERIAL**

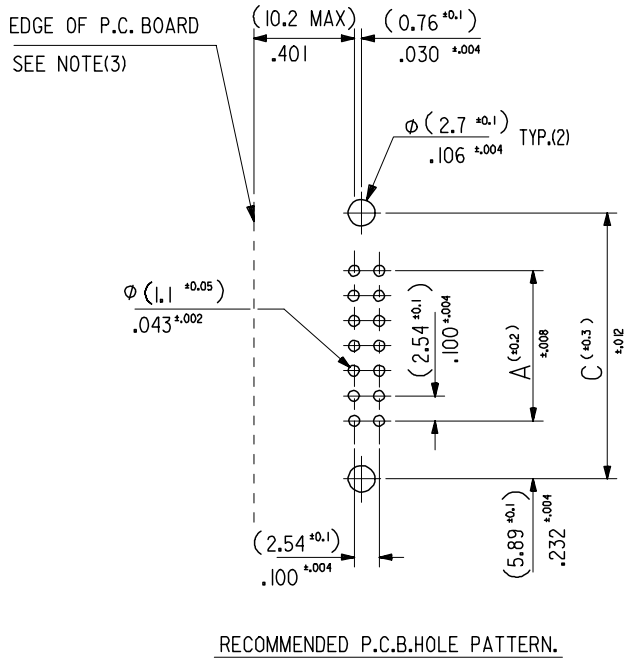
HEADER : GLASS FILLED POLYESTER (UL 94V0), COLOUR - BLACK.  
 PINS : BRASS SIZE  $\phi$  (0.635)/.025 .  
 LEVER : GLASS FILLED POLYESTER (UL 94V0), COLOUR - BLACK.  
 SPRING PINS : STEEL

**2. COLOUR IDENTIFICATION MARK FOR PLATING OPTIONS.**

90572-1\*\*1, (1um)/39uin MIN. NICKEL UNDERPLATE. CONTACT AREA  
 GSI PLATING (0.1um)/4uin MIN. GOLD. SOLDER AREA (3um)/118uin MIN.  
 TIN. COLOUR MARK: YELLOW.  
 90572-1\*\*2, (1um)/39uin MIN. NICKEL UNDERPLATE. CONTACT AREA  
 GS2 PLATING (0.76um)/30uin MIN. GOLD. SOLDER AREA (3um)/118uin MIN.  
 TIN. COLOUR MARK: BROWN.  
 90572-1\*\*3, (1um)/39uin MIN. NICKEL UNDERPLATE. CONTACT AREA  
 GS3 PLATING (0.25um)/10uin MIN. GOLD. SOLDER AREA (3um)/118uin MIN.  
 TIN. COLOUR MARK: BLUE.  
 90572-1\*\*9, (0.5-1um)/20-40uin NICKEL UNDER (1.0-3.0um)/39-118uin TIN.  
 PRE-TIN COLOUR MARK: BLACK, (NO MARK).

3. 10.2mm MAX. TO EDGE OF PCB FOR DAISY CHAIN APPLICATIONS.

4. RECOMMENDED PCB THICKNESS 1.6mm



RECOMMENDED P.C.B.HOLE PATTERN.

ADDED NOTE 4 EC NO: E2008-0129 DRWN: OBYRNES 2007/09/13 CHKD: 2007/09/13 APPR: EOMAHONY 2007/09/14	QUALITY SYMBOLS ▽=0 ▽=0	GENERAL TOLERANCES (UNLESS SPECIFIED)		DIMENSION STYLE MM/IN		SCALE 2:1	DESIGN UNITS METRIC	THIRD ANGLE PROJECTION	
		4 PLACES ± --- ± --- 3 PLACES ± --- ± .008 2 PLACES ± 0.20 ± .008 1 PLACE ± 0.20 ± --- ANGULAR ±1/2°	DRAWN BY POB DATE 1990/09/12	TITLE QIK FLECS RIGHT ANGLE HEADER WITH DIN EJECT LEVERS FOR IMPROVED		APPROVED BY DATE		MOLEX INCORPORATED	
DRAFT WHERE APPLICABLE MUST REMAIN WITHIN DIMENSIONS		MATERIAL NO. SEE CHART		DOCUMENT NO. SDA-90572		THIS DRAWING CONTAINS INFORMATION THAT IS PROPRIETARY TO MOLEX INCORPORATED AND SHOULD NOT BE USED WITHOUT WRITTEN PERMISSION			