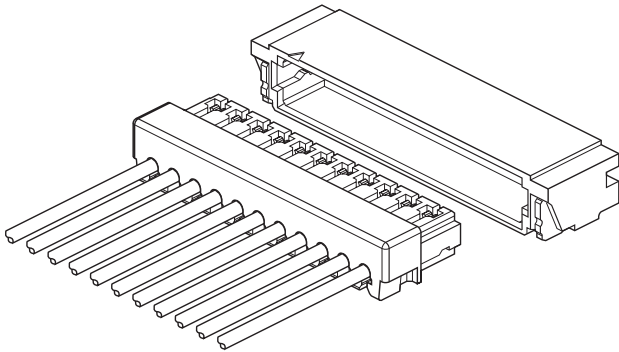


XSR CONNECTOR



0.6mm pitch/Disconnectable Insulation displacement connectors



This is the world's smallest 0.6mm pitch ID connector for discrete wires.
This Wire to Board miniaturized connector has a mounting height of 1.45mm and depth of 3.0mm.

- Space saving
- Twin U-slot insulation displacement section
- New strain relief structure
- Suitable for fine wires
- Applicable to automatic ID machines

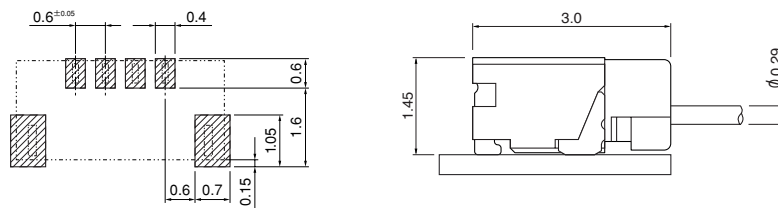
Specifications

- Current rating: 0.2A AC, DC
 - Voltage rating: 30V AC, DC
 - Temperature range: -25°C to +85°C
(including temperature rise in applying electrical current)
 - Contact resistance: Initial value/30m Ω max.
After environmental testing/50m Ω max.
 - Insulation resistance: 100M Ω min.
 - Withstanding voltage: 200V AC/minute
 - Applicable wire: Conductor size/AWG #36
Conductor/7 strands,
tin-coated copper alloy
Insulation O.D./0.29mm
- * RoHS compliant products are published.
 * Refer to "General Instruction and Notice when using Terminals and Connectors" at the end of this catalog.
 * Contact JST for details.

Standards

- Ⓡ Recognized E60389
- Ⓢ Certified LR20812

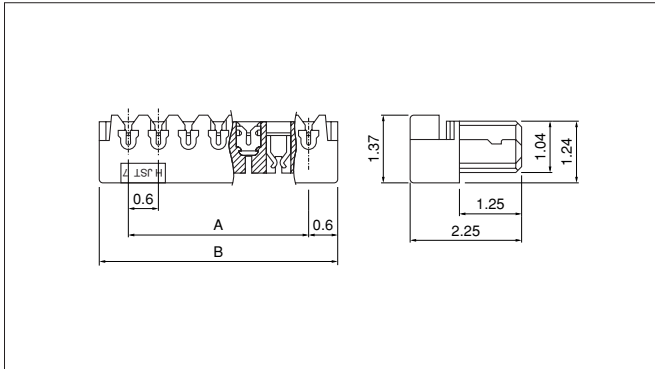
PC board layout (viewed from component side) and Assembly layout



Note: 1. Tolerances are non-cumulative: ±0.05mm for all centers.
 2. The dimensions above should serve as a guideline. Contact JST for details.

XSR CONNECTOR

Socket



Circuits	Model No.	Dimensions (mm)		Qty / box
		A	B	
2	02XSR-36S	0.6	1.8	4,000
4	04XSR-36S	1.8	3.0	4,000
6	06XSR-36S	3.0	4.2	4,000
10	10XSR-36S	5.4	6.6	4,000
16	16XSR-36S	9.0	10.2	4,000
20	20XSR-36S	11.4	12.6	4,000
22	*22XSR-36S	12.6	13.8	4,000

Material and Finish

Contact: Copper alloy, tin-plated (reflow treatment)

Housing: PA, UL94V-0, natural

RoHS compliance

Note: *Marked products are not UL/CSA approved.

<For reference> As the color identification, the following alphabet shall be put in the underlined part. For availability, delivery and minimum order quantity, contact JST.

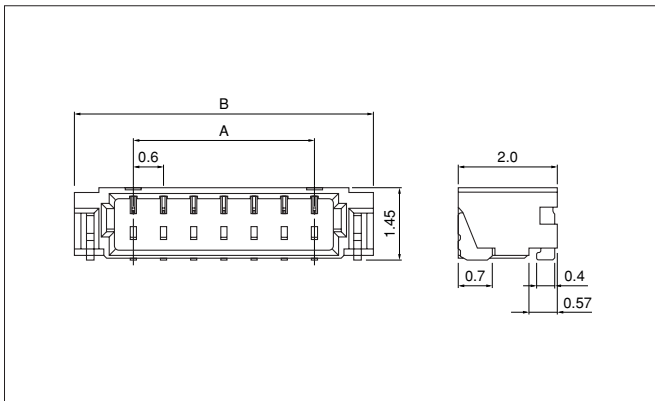
ex. **02XSR-36S**

S...natural (standard color)

LG...light green LP...light purple L...lemon yellow

PK...pink LE...light blue O...orange

Header



Circuits	Model No.	Dimensions (mm)		Qty / reel
		A	B	
2	SM02B-XSRS-ETB	0.6	3.0	3,500
4	SM04B-XSRS-ETB	1.8	4.2	3,500
6	SM06B-XSRS-ETB	3.0	5.4	3,500
10	SM10B-XSRS-ETB	5.4	7.8	3,500
16	SM16B-XSRS-ETB	9.0	11.4	3,500
20	SM20B-XSRS-ETB	11.4	13.8	3,500
22	*SM22B-XSRS-ETB	12.6	15.0	3,500

Material and Finish

Contact: Copper alloy, copper-undercoated, tin-plated (reflow treatment)

Housing: PA, UL94V-0, natural

Solder tab: Brass, copper-undercoated, tin-plated (reflow treatment)

RoHS compliance

This product displays (LF)(SN) on a label.

Note: 1. This products listed above are supplied on embossed-tape.

2. *Marked products are not UL/CSA approved.

<For reference> As the color identification, the following alphabet shall be put in the underlined part. For availability, delivery and minimum order quantity, contact JST.

ex. **SM02B-XSRS-TB**

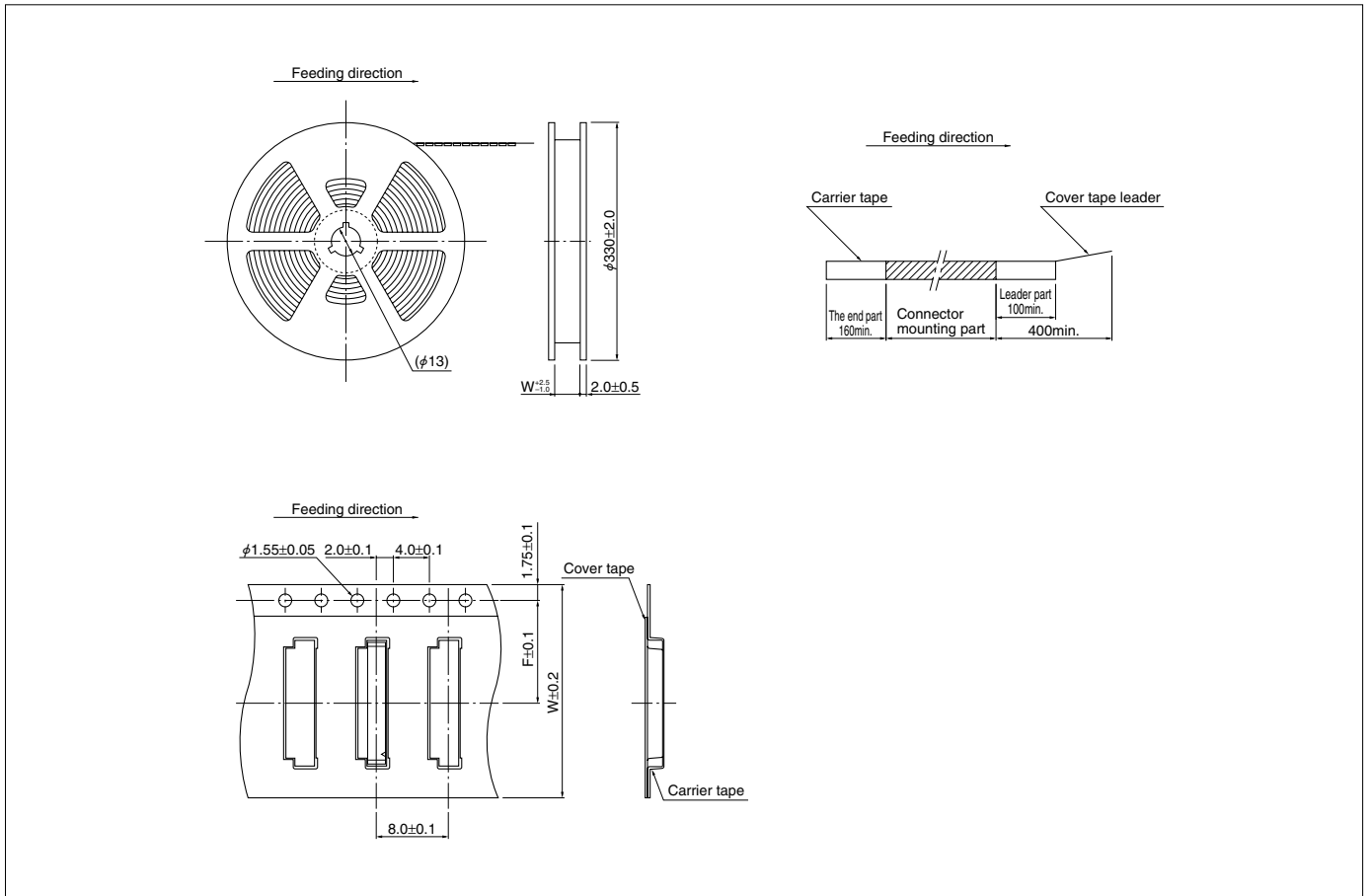
S...natural (standard color)

LG...light green LP...light purple L...lemon yellow

PK...pink LE...light blue O...orange

XSR CONNECTOR

Taping specifications



Circuits	Dimensions (mm)		Reel Dimensions (mm)	Q'ty / reel
	F	W	W1	
2, 4	5.5	12.0	13.5	3,500
6, 10	7.5	16.0	17.5	3,500
16 to 22	11.5	24.0	25.5	3,500

Note: 1. Specifications conform to JIS C 0806. The tape width, connector loading recess square hole dimensions, etc. are determined by the number of circuits and external shape of the connector to be loaded.
 2. Specifications are subject to change without prior notice.