

KEY FEATURES

- Open Frame LED Power Supply
- With Constant Current & Constant Voltage (C.C+C.V mode)
- Universal Input: 100-277 VAC
- With P.F.C. Function, PF>0.9
- High Efficiency up to 90%
- Free Air Convection
- Protections: Over Load / Over Voltage / Short Circuit
- High Reliability & Double Layered PCB
- Ultra Compact Size: 5.0 x 2.5 x 1.3 Inches
- 3-Years Product Warranty


ELECTRICAL SPECIFICATIONS

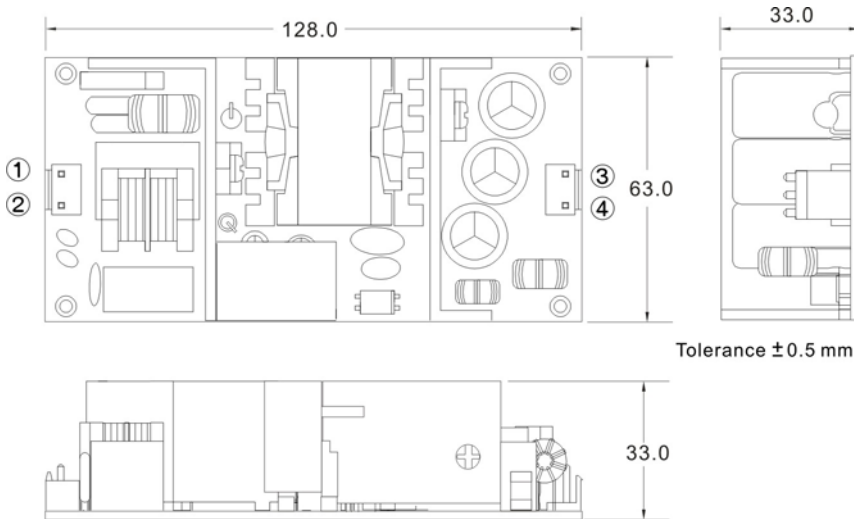
All specifications valid at normal input voltage, full load and +25°C after warm-up time unless otherwise stated.

Model No.	ZLF75-24S	ZLF75-36S	ZLF75-54S	
Max output wattage (W)	75.6W			
Input	Voltage (Note2)	90-295 VAC		
	Frequency (Hz)	50 / 60 Hz		
	Power factor	PF>0.9 at Full load (115 VAC / 230 VAC)		
	Current (Full load)	1.1A max. (115 VAC) / 0.55A max. (230 VAC)		
	Inrush current	60 A max. (Cold Start at 230 VAC)		
	Leakage Current	< 0.7 mA max at 240 VAC		
Output	Voltage (V.DC.)	24V	36V	54V
	Voltage ADJ Range Setup	22 ~ 27V	33 ~ 40V	49 ~ 58V
	Constant Current Operation Voltage (max) (CC Mode) (Note3)	17~ 24 VDC	27~36 VDC	38~54 VDC
	Voltage Tolerance	±10%		
	Preset Current (mA) (CC Mode)	2400	2100	1400
	Current Adjustment Range (mA) (CC Mode)	1700~2500	1580~2100	1050~1400
	Minimum Load (mA)	1700	1580	1050
	Line Regulation (100-277VAC) (typ.)	±4%		
	Load Regulation (Min-Max) (typ.)	±5%		
	Ripple & Noise (max)	2.7Vp-p	3.6Vp-p	5Vp-p
	Efficiency (at 230VAC.)(typ)	89%	90%	90%
Protection	Over current protection	Auto recovery		
	Over voltage protection	Zener diode clamp		
	Short circuit protection	Auto recovery		
Isolation	Input-Output (V.AC)	3750V		
	Input-FG (V.AC)	1880V		
	Output-FG (V.AC)	500V		
Environment	Operating temperature	-30°C...+70°C (with derating)		
	Storage temperature	-40°C...+85°C		
	Temperature coefficient	0.02%/°C		
	Humidity	95% RH		
	MTBF	>530,000 h @ 25°C (MIL-HDBK-217F)		
Physical	Dimension (L x W x H)	5.0 x 2.5 x 1.3 Inches (128.0 x 63.0 x 33.0 mm) Tolerance ±0.5 mm		
	Weight	g		
	Cooling method	Free air convection		
Safety	Agency Approvals	UL8750 、 IEC / EN 61347-2-13 、 IEC / EN 61347-1 (Pending)		
EMC	EMI (Conducted & Radiated Emission)	EN 55015 (Pending)		
	EMS (Noise Immunity)	EN 61547 (Pending)		
	Harmonic Current	EN 61000-3-2(at Full Load) 、 EN 61000-3-3 (Pending)		
	Surge	2KV L-L, 4KV L-E		

Note:

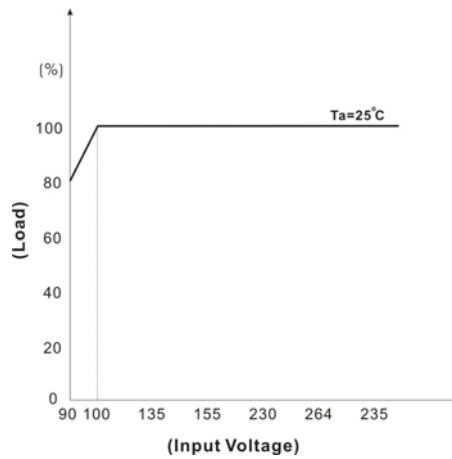
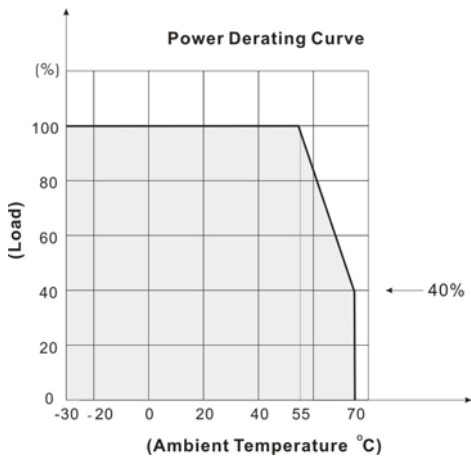
1. Ripple & Noise are measured at 20MHz of bandwidth with 0.1uF & 47uF parallel capacitor.
2. Please check the derating curve for more details.
3. Input Voltage=115 or 230 VAC. This is the suitable operation region for LED related application.but please reconfirm special electrical requirements for some specific system design.

MECHANICAL DIMENSION (Top View)



PIN#	SINGLE
1	AC IN (N)
2	AC IN (L)
3	+DC OUT
4	-DC OUT

DERATING



BLOCK DIAGRAM

