



Frontier Electronics Corp.

667 E. COCHRAN STREET, SIMI VALLEY, CA 93065

TEL: (805) 522-9998 FAX: (805) 522-9989

E-mail: frontiersales@frontierusa.com

Web: <http://www.frontierusa.com>

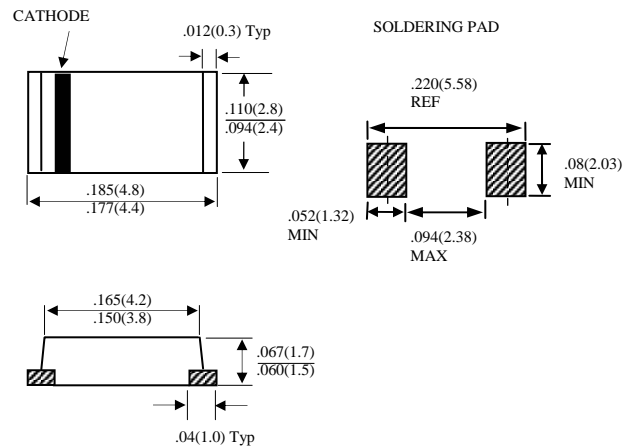
1A SURFACE MOUNT SCHOTTKY BARRIER RECTIFIERS SK5817 THRU SK5819

FEATURES

- FOR SURFACE MOUNTED APPLICATIONS
- LOW PROFILE PACKAGE
- BUILT-IN STRAIN RELIEF
- EASY PICK AND PLACE
- PLASTIC MATERIAL USED CARRIES UNDERWRITERS LABORATORY CLASSIFICATION 94 V-0
- EXTREMELY LOW VF
- MAJORITY CARRIER CONDUCTION
- HIGH TEMPERATURE SOLDERING: 250°C/10 SECONDS AT TERMINALS

MECHANICAL DATA

- CASE: THIN SMA, DIMENSIONS IN INCHES AND (MILLIMETERS)
- TERMINALS: SOLDER PLATED
- POLARITY: INDICATED BY CATHODE BAND
- WEIGHT: 0.05 GRAMS



MAXIMUM RATINGS AND ELECTRICAL CHARACTERISTICS RATINGS AT 25°C AMBIENT TEMPERATURE UNLESS OTHERWISE SPECIFIED SINGLE PHASE, HALF WAVE, 60 HZ, RESISTIVE OR INDUCTIVE LOAD. FOR CAPACITIVE LOAD, DERATE CURRENT BY 20%

| RATINGS | SYMBOL | SK5817 | SK5818 | SK5819 | UNITS |
|--|-----------|--------------|--------|--------|-------|
| MAXIMUM RECURRENT PEAK REVERSE VOLTAGE | V_{RRM} | 20 | 30 | 40 | V |
| MAXIMUM RMS VOLTAGE | V_{RMS} | 14 | 21 | 28 | V |
| MAXIMUM DC BLOCKING VOLTAGE | V_{DC} | 20 | 30 | 40 | V |
| MAXIMUM AVERAGE FORWARD RECTIFIED CURRENT SEE FIG.1 | I_O | 1.0 | | | A |
| MAXIMUM OVERLOAD SURGE 8.3ms SINGLE HALF SINE-WAVE | I_{FSM} | 30 | | | A |
| STORAGE TEMPERATURE RANGE | T_{STG} | -55 TO + 150 | | | °C |
| OPERATING TEMPERATURE RANGE | T_{OP} | -55 TO + 125 | | | °C |

ELECTRICAL CHARACTERISTICS ($A_T T_A = 25^\circ\text{C}$ UNLESS OTHERWISE NOTED)

| CHARACTERISTICS | SYMBOL | SK5817 | SK5818 | SK5819 | UNITS |
|---|--------|--------|--------|--------|-------|
| MAXIMUM FORWARD VOLTAGE AT 1.0A AC AND 25°C | V_F | 0.45 | 0.55 | 0.60 | V |
| MAXIMUM REVERSE CURRENT AT 25°C | I_R | 0.5 | | | mA |

RATINGS AND CHARACTERISTIC CURVE SK5817 THRU SK5819

FIG. 1 - FORWARD CURRENT DERATING CURVE

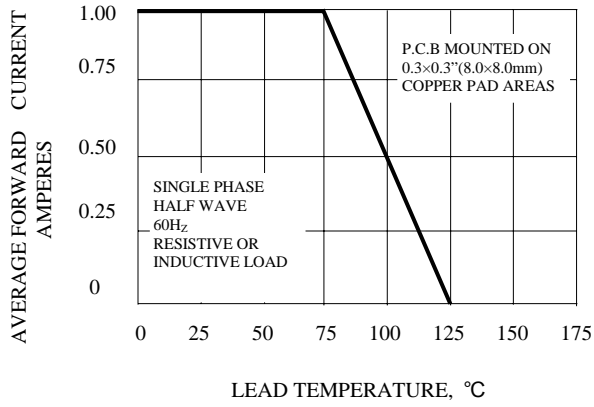


FIG. 2 - TYPICAL INSTANTANEOUS FORWARD CHARACTERISTICS

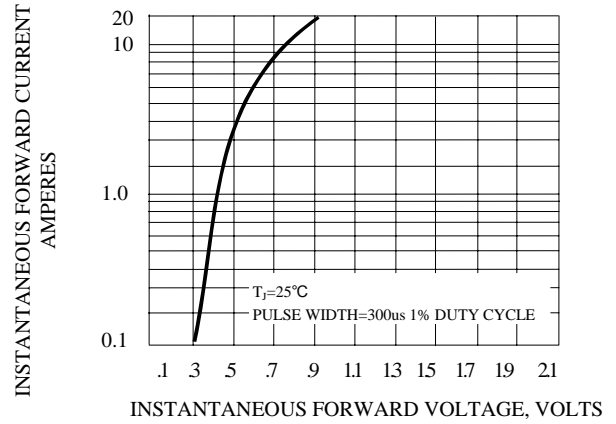


FIG. 3 - TYPICAL REVERSE CHARACTERISTICS

