
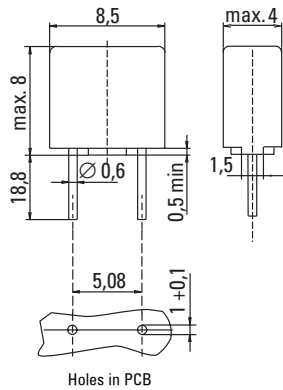


No. 399 / IP



Dimensions (mm)



Inrush Protector, 65 V Leadfree

For Short Circuit Protection of Sensitive Electronic Components and Assemblies

Time-Current Characteristic

Time Lag (T)

Approval

cULus Recognized

Operating Criteria

Maximum continuous current:
 $I_C \geq I_{operating\ max} \times T_{time\ lag}$

Minimum fault current:

$$I_{Fault} \geq 3 \times I_C$$

Maximum fault current:

$$I_{Fault} \leq 50A\ at\ 65VAC/DC$$

Features

- For worldwide applications
- Reduced PCB space requirements
- Highly defined cut-off times
- Irreversible physical separation
- Low internal resistance
- Flame resistant encapsulated casing

Specifications

Packaging

000: Tape/Ampopack (1400 pcs.)

Materials

Base/Cap: Brown Thermoplastic Polyamide PA 6.6, UL 94V0

Round Pins: Copper, Sn plated

Operating Temperature

-40 °C to +85 °C (consider de-rating)

Climatic Category

-40 °C/+85 °C/21 days (EN 60068-1,-2-1,-2-2,-78)

Stock Conditions

+10 °C to +60 °C
relative humidity ≤ 75 % yearly average, without dew, maximum value for 30 days-95 %

Vibration Resistance

24 cycles at 15 min. each (EN 60068-6)
10 - 60 Hz at 0.75 mm amplitude
60 - 2000 Hz at 10 g acceleration

Lead Pull Strength

10N (EN 60068-2-21)

Solderability

260 °C, ≤ 3 s (Wave)
350 °C, ≤ 3 s (Soldering Iron)

Soldering Heat Resistance

260 °C, 10 s (IEC 60068-2-20)

Marking

Ⓜ, Type

Unit Weight

0.60 g (approx.)



Permissible continuous operating current is ≤ 100 % at ambient temperature of 23 °C (73.4 °F).

Continous Current I_C	Type	Amp Code	Voltage Rating	Fault Current max.	Cold Resistance $0.1 \times I_C$ typ. (mΩ)	Power Dissipation $1.0 \times I_C$ max. (mW)	Melting Integral $10 \times I_C$ typ. (A ² s)	Approvals cULus
125 mA	IP 13	0125	65 V	50 A / 65 V AC/DC 50-60 Hz $\cos \phi = 1.0$	1600	125	0.13	•
160 mA	IP 16	0160	65 V		1100	140	0.2	•
200 mA	IP 20	0200	65 V		775	155	0.29	•
250 mA	IP 25	0250	65 V		550	170	0.42	•
315 mA	IP 32	0315	65 V		330	190	0.62	•
400 mA	IP 40	0400	65 V		265	220	0.92	•
500 mA	IP 50	0500	65 V		190	240	1.4	•
630 mA	IP 63	0630	65 V		130	265	2	•
800 mA	IP 80	0800	65 V		92	300	3	•
1.00 A	IP100	1100	65 V		65	330	4.3	•
1.25 A	IP125	1125	65 V		47	370	6.5	•
1.60 A	IP160	1160	65 V		33	420	9.8	•
2.00 A	IP200	1200	65 V		23	460	14	•
2.50 A	IP250	1250	65 V		17	520	20	•
3.15 A	IP315	1315	65 V		13	580	40	•
4.00 A	IP400	1400	65 V		10	650	75	•

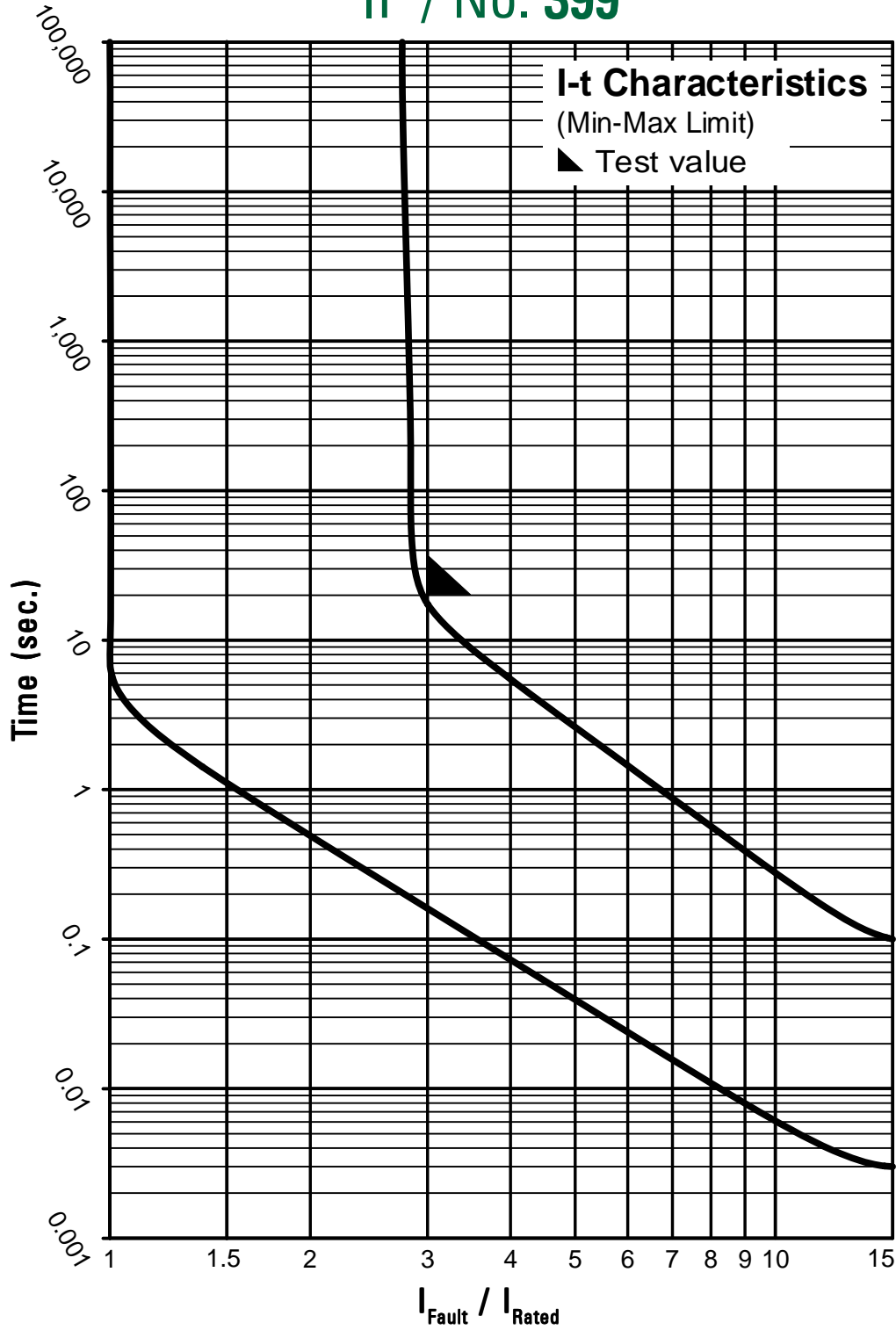
Note: 1.00 means the number one with two decimal places. 1,000 means the number one thousand.

Order Information

Qty.	Order-Number	Series	Amp Code	Packaging
		399		

Specifications are subject to change without notice

IP / No. 399



Contact Littelfuse for individual I-t curves