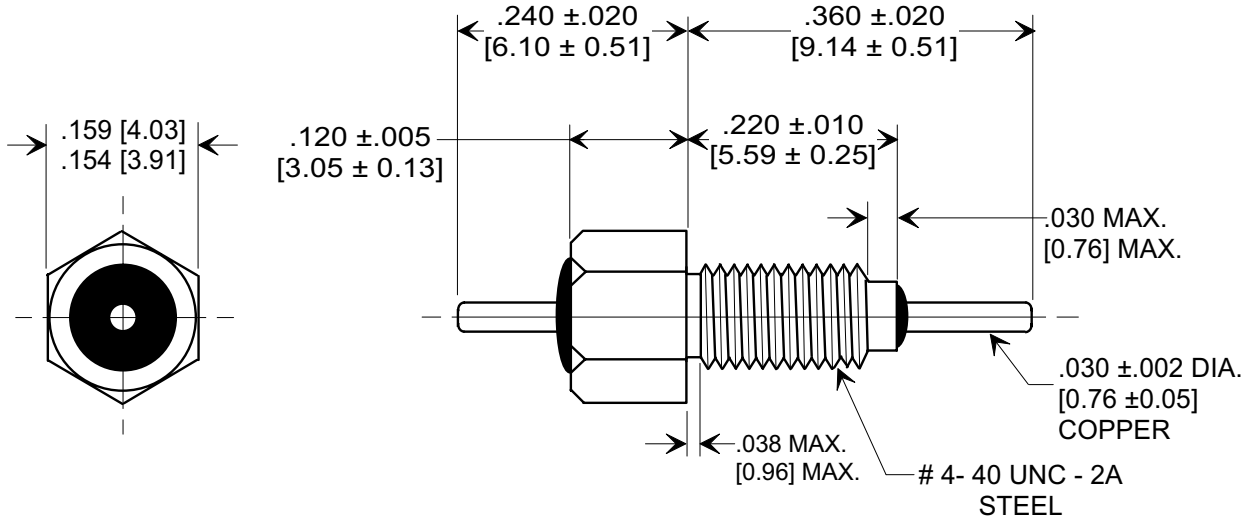
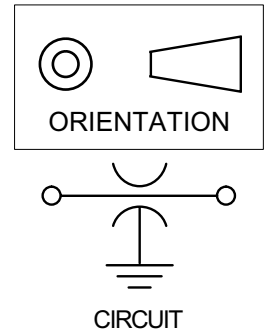


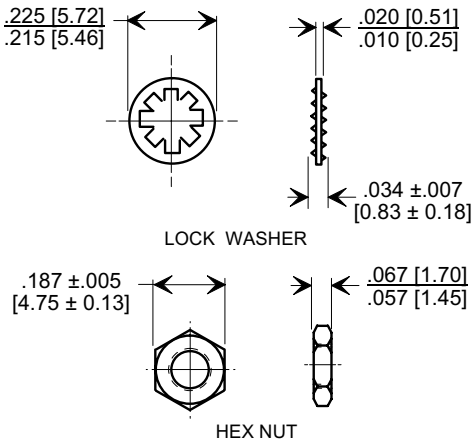
# MARKETING SALES DRAWING

Electrical Testing  
per Tusonix standard  
test plans and Mil-Std-202  
Test Methods.

**DIMENSIONS IN INCHES - DO NOT SCALE THIS DRAWING**  
**DIMENSIONS IN METRIC - [ ]**



### MOUNTING HARDWARE



### NOTES:

- TUSONIX STANDARD PART NUMBER: 4400-039.  
TUSONIX RoHS COMPLIANT PART NUMBER: 4400-039 LF.  
CUSTOMER MUST SPECIFY STANDARD OR RoHS PART NUMBER WHEN ORDERING.
- LEAD, BUSHING, AND MOUNTING HARDWARE: SILVER PLATED.
- PART MARKING: TRADEMARK AND VARIATION NUMBER ON HEX FLATS. STANDARD PART: BLACK INK. RoHS PART: GREEN INK.
- OPERATING TEMPERATURE RANGE : -55°C TO +125°C.
- MAX. RECOMMENDED SOLDERING TEMPERATURE: 260°C.
- SUPPLIED WITH HEX NUT AND INTERNAL TOOTH LOCK WASHER.
- MAX. RECOMMENDED MOUNTING TORQUE - 2.0 lb.-in. [.226 Nm].

CAP.(pf)	TOLERANCE	DC WORKING VOLTAGE		I.R. MIN. @ 100 (VDC.)	DWV (VDC)	DC CURRENT (AMPS)	MIN. NO LOAD INSERTION LOSS (dB) @ 25°C PER MIL-STD-220				
		85°C	125°C				1 MHz	10 MHz	100 MHz	1 GHz	10 GHz
25	GMV	300	200	10 G Ω	500	10	----	----	----	10	25

X-2015 Rev-0	<b>REVISION RECORD</b>				--TOLERANCES-- Unless Otherwise Specified	Title <b>BUSHING STYLE EMI FILTER</b>	
	Original Release C.O. <b>20011102-1-02</b> VARS 035,036,037 & 1MHz COLUMN ADDED. L.E. 11-07-90	<b>0</b>					
	<b>5591</b> RDN TO COMP FMT & ADDED METRIC. S.M. 11-08-01	<b>1</b>			ANGLES ±	Drawn S.M. 11-08-01	Scale 5 X
	<b>20011102-1-02</b> REVISED DWG. DRAWING MADE FOR EACH VAR. S.M. 11-19-02	<b>2</b>			<b>TUSONIX</b> TUCSON, ARIZONA	Approved B.Mc. 11-08-01	<b>A</b> <b>4400-039</b>
<b>20021113-1-10</b> ADDED AND REVISED NOTES. S.M. 12-14-02	<b>3</b>						
<b>20051122-2-21</b>	<b>4</b>						