



Gate Drive Transformer

For ON Semiconductor
NCP1652 and NCP4302



- Designed for ON Semiconductor for use with the NCP1652 PFC Controller and the NCP4302 Flyback Controller.
- Requires only 1.5 cm² of board space
- 1500 Vrms primary to secondary isolation
- Can be used from 20 kHz to 250 kHz.

Core material Ferrite

Terminations RoHS compliant tin-silver over tin over nickel over phos bronze. Other terminations available at additional cost.

Weight 1.35 g

Ambient temperature -40°C to +125°C

Storage temperature Component: -40°C to +125°C.

Packaging: -40°C to +80°C

Resistance to soldering heat Max three 40 second reflows at +260°C, parts cooled to room temperature between cycles

Moisture Sensitivity Level (MSL) 1 (unlimited floor life at <30°C / 85% relative humidity)

Failures in Time (FIT) / Mean Time Between Failures (MTBF)

38 per billion hours / 26,315,789 hours, calculated per Telcordia SR-332

Packaging 500/13" reel; Plastic tape: 24 mm wide, 0.36 mm thick, 20 mm pocket spacing, 6.13 mm pocket depth

PCB washing Only pure water or alcohol recommended

Part number ¹	Turns ratio	Primary inductance ² ±20 % (mH)	Leakage inductance ³ max (µH)	Primary DCR max (Ohms)	Secondary DCR max (Ohms)	Volt-time product ⁴ (V-µsec)	Capacitance pri to sec ⁵ max (pF)
DA2099-AL_	1 : 1	3.79	13.0	2.30	2.85	221	13.0

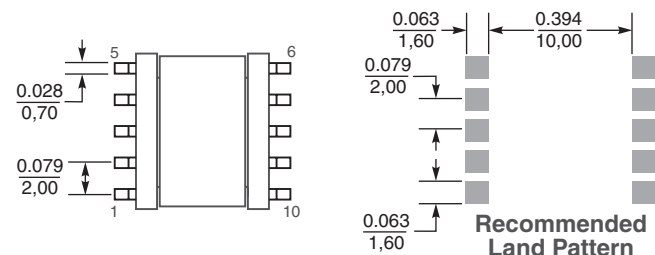
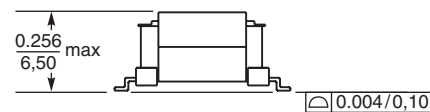
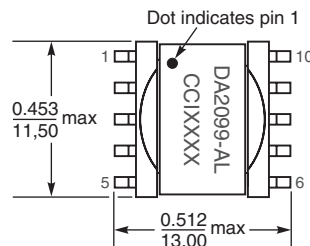
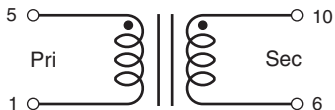
1. When ordering, please specify **packaging** code:

DA2099-AL D

Packaging: D = 13" machine ready reel. EIA-481 embossed plastic tape (500 per full reel).

B = Less than full reel. In tape, but not machine ready. To have a leader and trailer added (\$25 charge), use code letter D instead.

- Inductance measured at 100 kHz, 0.3 Vrms, 0 Adc
 - Leakage inductance measured at 100 kHz, 0.3 Vrms with secondary pins shorted.
 - Based on Bs at of the core at 25°C and number of turns of the primary.
 - Capacitance measured at 100 kHz, 0.3 Vrms.
 - Electrical specifications at 25°C.
- Refer to Doc 362 "Soldering Surface Mount Components" before soldering.



Dimensions are in $\frac{\text{inches}}{\text{mm}}$

Coilcraft®

Specifications subject to change without notice.
Please check our website for latest information.

Document 519 Revised 09/01/09

1102 Silver Lake Road Cary, Illinois 60013 Phone 847/639-6400 Fax 847/639-1469

E-mail info@coilcraft.com Web <http://www.coilcraft.com>