

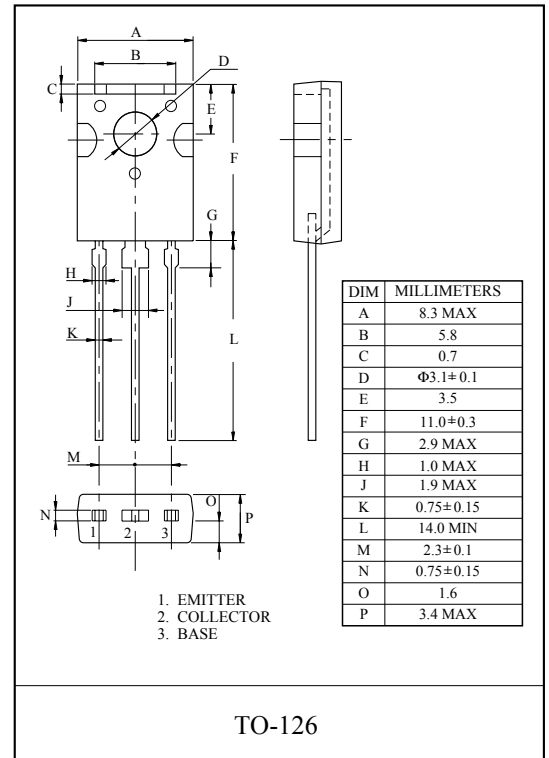
LOW FREQUENCY POWER AMP,
MEDIUM SPEED SWITCHING APPLICATIONS

FEATURES

- High breakdown voltage V_{CE0} 120V, high current 1A.
- Low saturation voltage and good linearity of h_{FE} .
- Complementary to KTB631K.

MAXIMUM RATING ($T_a=25^\circ\text{C}$)

CHARACTERISTIC		SYMBOL	RATING	UNIT
Collector-Base Voltage		V_{CBO}	120	V
Collector-Emitter Voltage		V_{CEO}	120	V
Emitter-Base Voltage		V_{EBO}	5	V
Collector Current		I_C	1	A
		I_{CP}	2	
Collector Power Dissipation	$T_a=25^\circ\text{C}$	P_C	1.5	W
	$T_c=25^\circ\text{C}$		8	
Junction Temperature		T_j	150	$^\circ\text{C}$
Storage Temperature Range		T_{stg}	-55 ~ 150	$^\circ\text{C}$



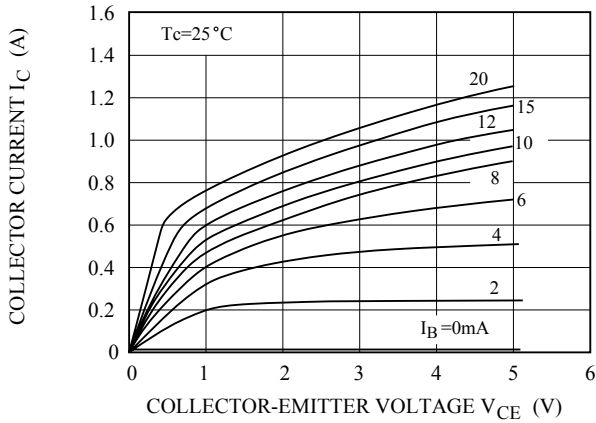
ELECTRICAL CHARACTERISTICS ($T_a=25^\circ\text{C}$)

CHARACTERISTIC		SYMBOL	TEST CONDITION	MIN.	TYP.	MAX.	UNIT
Collector Cut of Current		I_{CBO}	$V_{CB}=50\text{V}, I_E=0$	-	-	1	μA
Emitter Cut of Current		I_{EBO}	$V_{EB}=4\text{V}, I_C=0$	-	-	1	μA
Collector-Base Breakdown Voltage		$V_{(BR)CBO}$	$I_C=10\mu\text{A}, I_E=0$	120	-	-	V
Collector-Emitter Breakdown Voltage		$V_{(BR)CEO}$	$I_C=1\text{mA}, I_B=0$	120	-	-	V
Emitter-Base Breakdown Voltage		$V_{(BR)EBO}$	$I_E=10\mu\text{A}, I_C=0$	5	-	-	V
DC Current Gain	$h_{FE}(1)$ Note		$V_{CE}=5\text{V}, I_C=50\text{mA}$	100	-	320	
	$h_{FE}(2)$		$V_{CE}=5\text{V}, I_C=500\text{mA}$	20	-	-	
Gain Bandwidth Product		f_T	$V_{CE}=10\text{V}, I_C=50\text{mA}$	-	130	-	MHz
Output Capacitance		C_{ob}	$V_{CB}=10\text{V}, f=1\text{MHz}, I_E=0$	-	20	-	pF
Collector-Emitter Saturation Voltage		$V_{CE(sat)}$	$I_C=500\text{mA}, I_B=50\text{mA}$	-	0.15	0.4	V
Base-Emitter Saturation Voltage		$V_{BE(sat)}$	$I_C=500\text{mA}, I_B=50\text{mA}$	-	0.85	1.2	V
Switching Time	Turn-on Time	t_{on}	<p style="text-align: center;">$V_{CE}=12\text{V}$ $I_C=10I_{B1}=-10I_{B2}=500\text{mA}$</p>	-	100	-	nS
	Turn-off Time	t_{off}		-	500	-	
	Storage Time	t_{stg}		-	700	-	

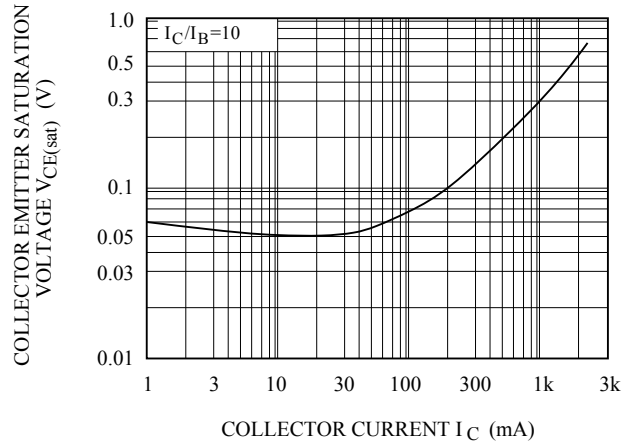
Note : $h_{FE}(1)$ Classification Y:100~200, GR:160~320

KTD600K

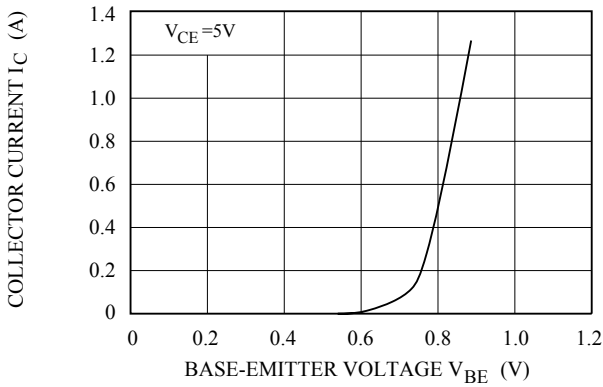
$I_C - V_{CE}$



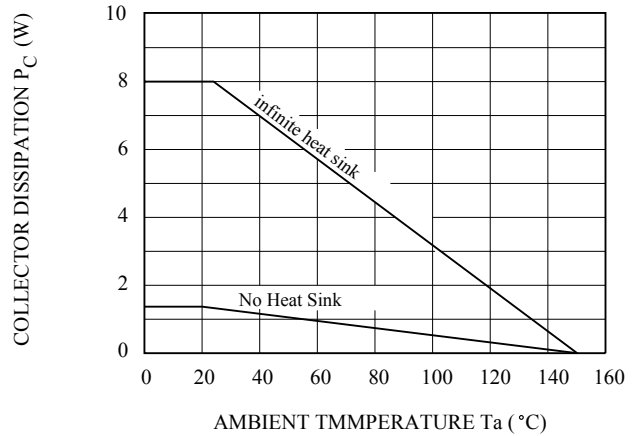
$V_{CE(sat)} - I_C$



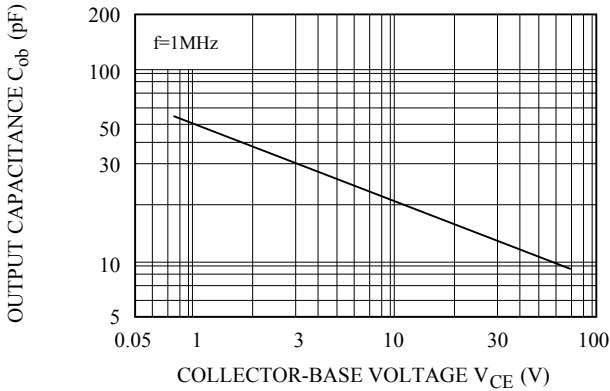
$V_{BE} - I_C$



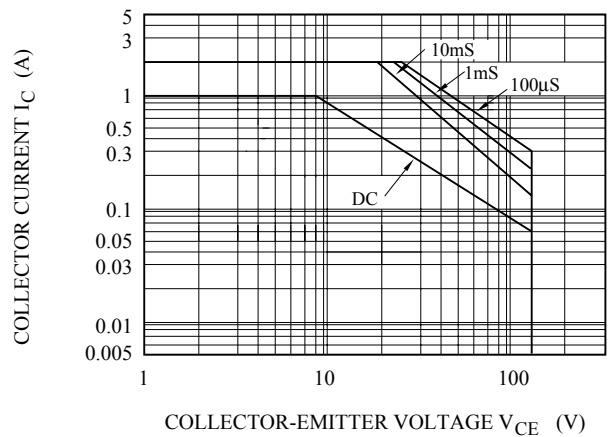
$P_c - T_a$



$C_{ob} - V_{CB}$



$A S O$



$h_{FE} - I_C$

