

Zeners

1N4370A - 1N4372A 1N746A - 1N759A

Absolute Maximum Ratings * T_A = 25°C unless otherwise noted

Symbol	Parameter	Value	Units
P _D	Power Dissipation @ TL ≤ 75°C, Lead Length = 3/8"	500	mW
	Derate above 75°C	4.0	mW/°C
T _J , T _{STG}	Operating and Storage Temperature Range	-65 to +200	°C

* These ratings are limiting values above which the serviceability of the diode may be impaired.

Tolerance = 5%



Electrical Characteristics T_A = 25°C unless otherwise noted

Device	V _Z (V) @ I _Z = 20mA (Note 1)			Z _Z (Ω) @ I _Z = 20mA	I _{ZM} (mA) (Note 2)	I _R (μA) @ V _R = 1V	
	Min.	Typ.	Max.			T _a = 25°C	T _a = 125°C
1N4370A	2.28	2.4	2.52	30	150	100	200
1N4371A	2.57	2.7	2.84	30	135	75	150
1N4372A	2.85	3.0	3.15	29	120	50	100
1N746A	3.14	3.3	3.47	28	110	10	30
1N747A	3.42	3.6	3.78	24	100	10	30
1N748A	3.71	3.9	4.10	23	95	10	30
1N749A	4.09	4.3	4.52	22	85	2	30
1N750A	4.47	4.7	4.94	19	75	2	30
1N751A	4.85	5.1	5.36	17	70	1	20
1N752A	5.32	5.6	5.88	11	65	1	20
1N753A	5.89	6.2	6.51	7	60	0.1	20
1N754A	6.46	6.8	7.14	5	55	0.1	20
1N755A	7.13	7.5	7.88	6	50	0.1	20
1N756A	7.79	8.2	8.61	8	45	0.1	20
1N757A	8.65	9.1	9.56	10	40	0.1	20
1N758A	9.50	10	10.5	17	35	0.1	20
1N759A	11.40	12	12.6	30	30	0.1	20

V_F Forward Voltage = 1.5V Max @ I_F = 200mA

Notes:

- Zener Voltage (V_Z)
The zener voltage is measured with the device junction in the thermal equilibrium at the lead temperature (T_L) at 30°C ± 1°C and 3/8" lead length.
- Maximum Zener Current Ratings (I_{ZM})
The maximum current handling capability on a worst case basis is limited by the actual zener voltage at the operation point and the power derating curve.

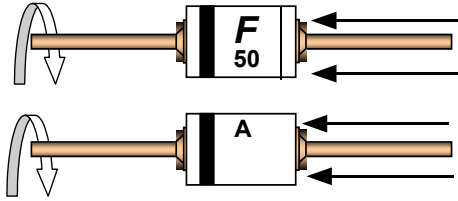
Zeners 1N4370A - 1N4372A 1N746A - 1N759A

Zeners 1N4370A - 1N4372A 1N746A - 1N759A

Top Mark Information

Device	Line 1	Line 2	Line 3
1N4370A	LOGO	37	0A
1N4371A	LOGO	37	1A
1N4372A	LOGO	37	2A
1N746A	LOGO	46	A
1N747A	LOGO	47	A
1N748A	LOGO	48	A
1N749A	LOGO	49	A
1N750A	LOGO	50	A
1N751A	LOGO	51	A
1N752A	LOGO	52	A
1N753A	LOGO	53	A
1N754A	LOGO	54	A
1N755A	LOGO	55	A
1N756A	LOGO	56	A
1N757A	LOGO	57	A
1N758A	LOGO	58	A
1N759A	LOGO	59	A

Top Mark Information (Continued)



1st line: F - Fairchild Logo

2nd line: Device Name - 4th to 5th characters of the device name.
or 5th to 6th characters for BZXyy series

3rd line: Device Name - 6th to 7th characters of the device name.
or Voltage rating for BZXyy series

General Requirements:

1.0 Cathode Band

2.0 First Line: F - Fairchild Logo

3.0 Second Line: Device name - For 1Nxx series: 4th to 5th characters of the device name.
For BZxx series: 5th to 6th characters of the device name.

4.0 Third Line: Device name - For 1Nxx series: 6th to 7th characters of the device name.
For BZXyy series: Voltage rating

5.0 Maximum no. of marking lines: 3

6.0 Maximum no. of digits per line: 2

7.0 FSC logo must be 20 % taller than the alphanumeric marking and should occupy the 2 characters of the specified line.




8.0 Marking Font: Arial (Except FSC Logo)

9.0 First character of each marking line must be aligned vertically.



TRADEMARKS

The following includes registered and unregistered trademarks and service marks, owned by Fairchild Semiconductor and/or its global subsidiaries, and is not intended to be an exhaustive list of all such trademarks.

- | | | | |
|---|---|---|---|
| Build it Now™ | FRFET® | Programmable Active Droop™ | the power franchise |
| CorePLUS™ | Global Power Resource SM | QFET® | TinyBoost™ |
| CorePOWER™ | Green FPS™ | QS™ | TinyBuck™ |
| CROSSVOLT™ | Green FPS™ e-Series™ | Quiet Series™ | TinyLogic® |
| CTL™ | GTO™ | RapidConfigure™ | TINYOPTO™ |
| Current Transfer Logic™ | IntelliMAX™ |  ™ | TinyPower™ |
| EcoSPARK® | ISOPLANAR™ | Saving our world, 1mW/W/kW at a time™ | TinyPWM™ |
| EfficientMax™ | MegaBuck™ | SmartMax™ | TinyWire™ |
| EZSWITCH™ * | MICROCOUPLER™ | SMART START™ | TriFault Detect™ |
|  ™ | MicroFET™ | SPM® | TRUECURRENT™ |
|  ® | MicroPak™ | STEALTH™ | µSerDes™ |
| Fairchild® | MillerDrive™ | SuperFET™ |  ™ |
| Fairchild Semiconductor® | MotionMax™ | SuperSOT™-3 | UHC® |
| FACT Quiet Series™ | Motion-SPM™ | SuperSOT™-6 | Ultra FRFET™ |
| FACT® | OPTOLOGIC® | SuperSOT™-8 | UniFET™ |
| FAST® | OPTOPLANAR® | SupreMOS™ | VCX™ |
| FastvCore™ |  ® | SyncFET™ | VisualMax™ |
| FlashWriter® * | PDP SPM™ |  ™ | XS™ |
| FPS™ | Power-SPM™ | The Power Franchise® | |
| F-PFS™ | PowerTrench® | | |
| | PowerXS™ | | |

* EZSWITCH™ and FlashWriter® are trademarks of System General Corporation, used under license by Fairchild Semiconductor.

DISCLAIMER

FAIRCHILD SEMICONDUCTOR RESERVES THE RIGHT TO MAKE CHANGES WITHOUT FURTHER NOTICE TO ANY PRODUCTS HEREIN TO IMPROVE RELIABILITY, FUNCTION, OR DESIGN. FAIRCHILD DOES NOT ASSUME ANY LIABILITY ARISING OUT OF THE APPLICATION OR USE OF ANY PRODUCT OR CIRCUIT DESCRIBED HEREIN; NEITHER DOES IT CONVEY ANY LICENSE UNDER ITS PATENT RIGHTS, NOR THE RIGHTS OF OTHERS. THESE SPECIFICATIONS DO NOT EXPAND THE TERMS OF FAIRCHILD'S WORLDWIDE TERMS AND CONDITIONS, SPECIFICALLY THE WARRANTY THEREIN, WHICH COVERS THESE PRODUCTS.

LIFE SUPPORT POLICY

FAIRCHILD'S PRODUCTS ARE NOT AUTHORIZED FOR USE AS CRITICAL COMPONENTS IN LIFE SUPPORT DEVICES OR SYSTEMS WITHOUT THE EXPRESS WRITTEN APPROVAL OF FAIRCHILD SEMICONDUCTOR CORPORATION.

As used herein:

1. Life support devices or systems are devices or systems which, (a) are intended for surgical implant into the body or (b) support or sustain life, and (c) whose failure to perform when properly used in accordance with instructions for use provided in the labeling, can be reasonably expected to result in a significant injury of the user.
2. A critical component in any component of a life support, device, or system whose failure to perform can be reasonably expected to cause the failure of the life support device or system, or to affect its safety or effectiveness.

ANTI-COUNTERFEITING POLICY

Fairchild Semiconductor Corporation's Anti-Counterfeiting Policy. Fairchild's Anti-Counterfeiting Policy is also stated on our external website, www.fairchildsemi.com, under Sales Support.

Counterfeiting of semiconductor parts is a growing problem in the industry. All manufacturers of semiconductor products are experiencing counterfeiting of their parts. Customers who inadvertently purchase counterfeit parts experience many problems such as loss of brand reputation, substandard performance, failed applications, and increased cost of production and manufacturing delays. Fairchild is taking strong measures to protect ourselves and our customers from the proliferation of counterfeit parts. Fairchild strongly encourages customers to purchase Fairchild parts either directly from Fairchild or from Authorized Fairchild Distributors who are listed by country on our web page cited above. Products customers buy either from Fairchild directly or from Authorized Fairchild Distributors are genuine parts, have full traceability, meet Fairchild's quality standards for handling and storage and provide access to Fairchild's full range of up-to-date technical and product information. Fairchild and our Authorized Distributors will stand behind all warranties and will appropriately address any warranty issues that may arise. Fairchild will not provide any warranty coverage or other assistance for parts bought from Unauthorized Sources. Fairchild is committed to combat this global problem and encourage our customers to do their part in stopping this practice by buying direct or from authorized distributors.

PRODUCT STATUS DEFINITIONS

Definition of Terms

Datasheet Identification	Product Status	Definition
Advance Information	Formative / In Design	Datasheet contains the design specifications for product development. Specifications may change in any manner without notice.
Preliminary	First Production	Datasheet contains preliminary data; supplementary data will be published at a later date. Fairchild Semiconductor reserves the right to make changes at any time without notice to improve design.
No Identification Needed	Full Production	Datasheet contains final specifications. Fairchild Semiconductor reserves the right to make changes at any time without notice to improve the design.
Obsolete	Not In Production	Datasheet contains specifications on a product that is discontinued by Fairchild Semiconductor. The datasheet is for reference information only.