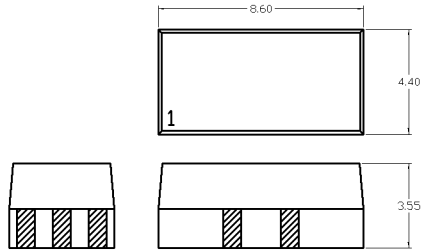


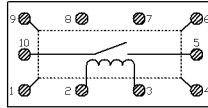
DIMENSIONS (mm)

Unspecified Tolerances ± 0.25mm



SCHEMATIC

Top View



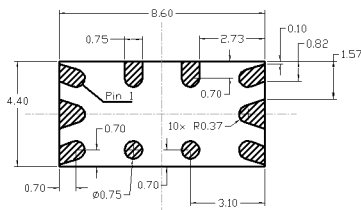
MARKING

Top View



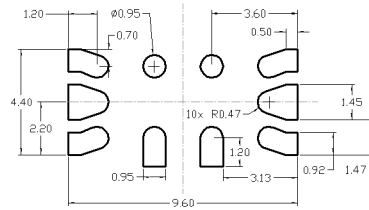
RELAY PAD LAYOUT (mm)

Bottom View

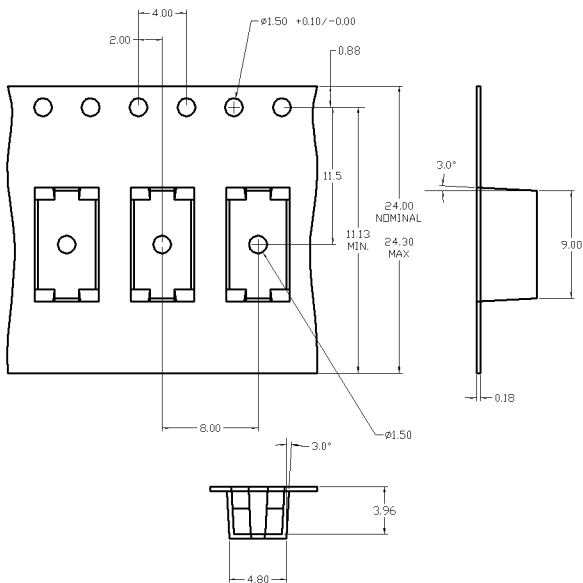


RECOMMENDED PCB LAYOUT (mm)

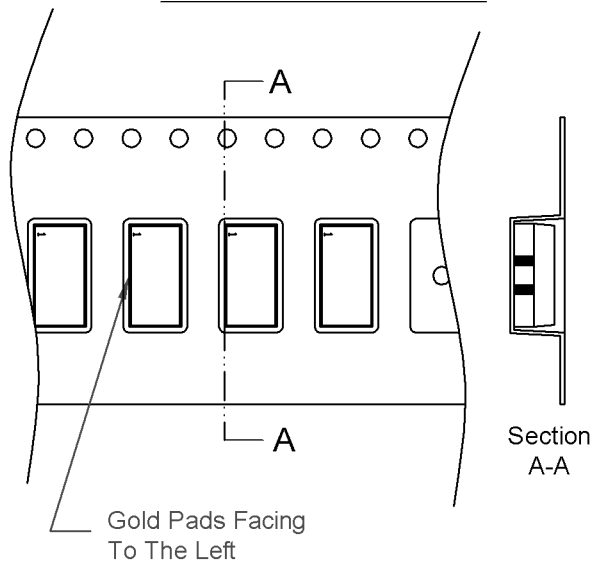
Top View



PACKAGING (mm)



RELAY PACKAGING ORIENTATION



unspecified tolerances acc. to DIN ISO 2768-m



Europe: +49 / 7731 8399 0 | Email: info@meder.com
 USA: +1 / 508 295 0771 | Email: salesusa@meder.com
 Asia: +852 / 2955 1682 | Email: salesasia@meder.com

Item No.:
9605180022
 Item:
CRF05-1A

Products for tomorrow...

Coil Data at 20 °C	Conditions	Min	Typ	Max	Unit
Coil resistance		135	150	165	Ohm
Coil voltage			5		VDC
Rated power			167		mW
Pull-In voltage				3.75	VDC
Drop-Out voltage		0.75			VDC

RF Characteristics	Conditions	Min	Typ	Max	Unit
Characteristic Impedence			50		Ohm

Contact data 80/1	Conditions	Min	Typ	Max	Unit
Contact rating	Any DC combination of V & A			10	W
Switching voltage	DC or Peak AC			170	V
Switching current	DC or Peak AC			0.5	A
Carry current	DC or Peak AC			1	A
Contact resistance static	Measured with 40% overdrive			250	mOhm
Contact resistance dynamic	Maximum value 1,5 ms after excitation			250	mOhm
Insulation resistance	RH <45 %, 100 V test voltage	1			TOhm
Breakdown voltage	according to IEC 255-5	250			VDC
Operate time incl. bounce	measured with 40% overdrive			0.6	ms
Release	measured with no coil excitation			0.05	ms
Capacity	@ 10 kHz across open switch		0.4		pF

Special Product Data	Conditions	Min	Typ	Max	Unit
Insulation resistance Coil/Contact	RH <45%, 200 VDC test voltage	10			TOhm
Dielectric Strength Coil/Contact	according to IEC 255-5	1.5			kV DC
Housing material				Ceramic	
Sealing compound				mineral filled epoxy	
Connection pins				Au plated	

Environmental data	Conditions	Min	Typ	Max	Unit
Shock	1/2 sine wave duration 11ms			50	g
Vibration	from 10 - 2000 Hz			20	g
Operating temperature		-40		125	°C
Storage temperature		-55		125	°C
Soldering temperature	wave soldering max. 5 sec.			260	°C
Washability				fully sealed	

Modifications in the sense of technical progress are reserved

Designed at: 11/16/09 Designed by: RPYPEC
 Last Change at: Last Change by:

Approval at: 11/16/09 Approval by: TLANE
 Approval at: Approval by:

Rev. No.: 03