

RoHS Compliant Product  
A suffix of "-C" specifies halogen or lead -free

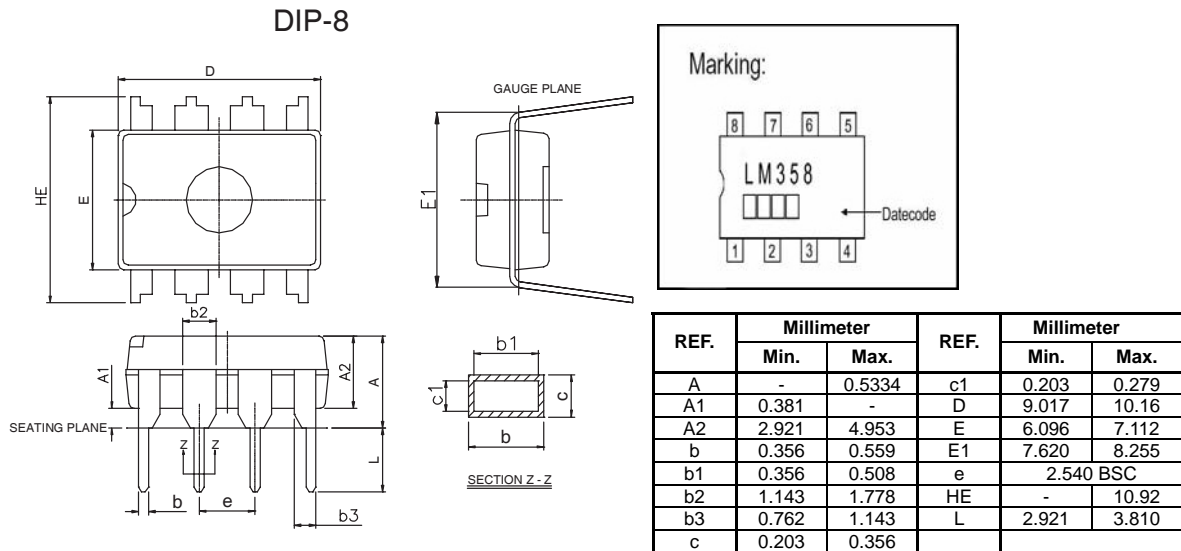
## DESCRIPTION

The SGPLM358 consists of two independent high gains, internally frequency compensated operational amplifier. It can be operated from a Single power supply and also split power supplies.

## FEATURES

- Input Common-Mode Voltage Range Include Ground
- Large DC Voltage Gain
- Internally Frequency Compensated For Unity Gain
- Wide Power Supply Range 3V-32V

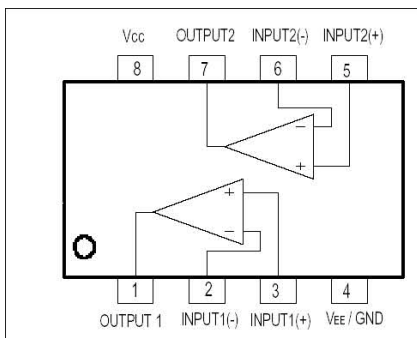
## PACKAGE DIMENSIONS



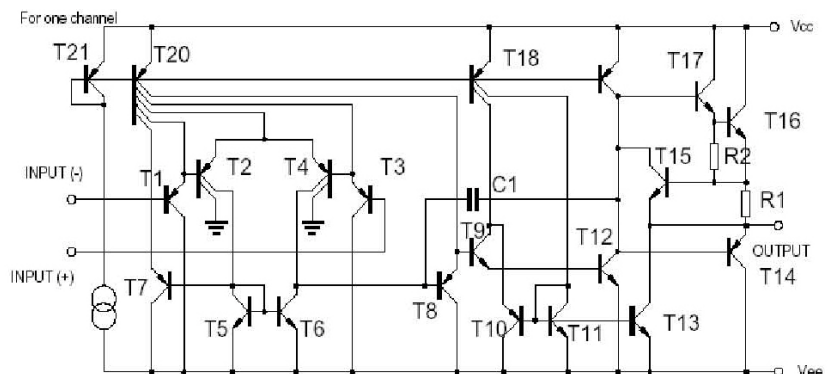
## APPLICATIONS

- General Purpose Amplifier
- Transducer Amplifier

## PIN CONFIGURATIONS



## BLOCK DIAGRAMS



## MAXIMUM RATINGS

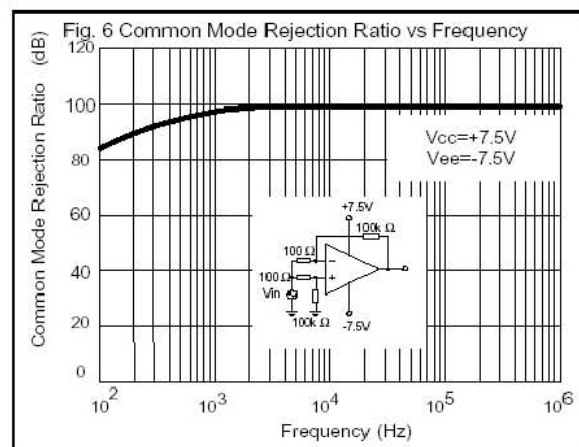
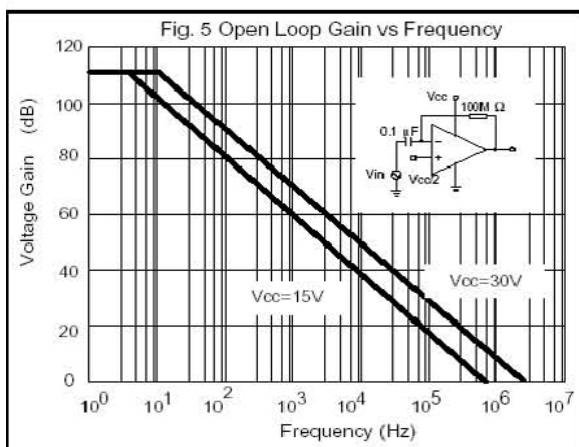
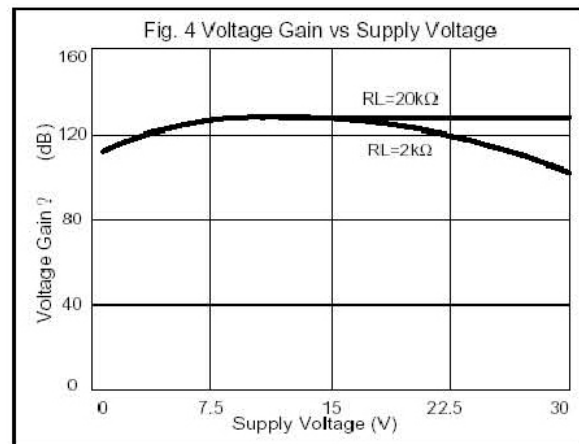
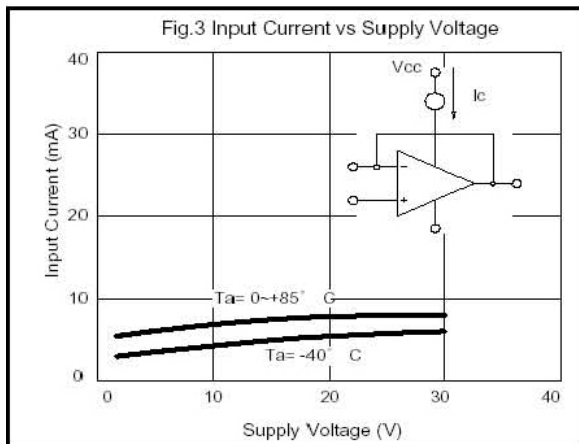
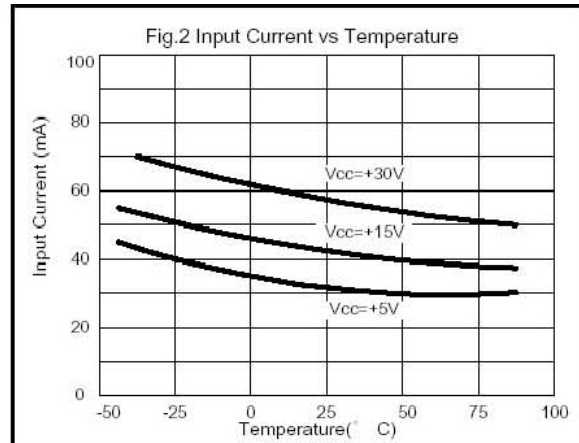
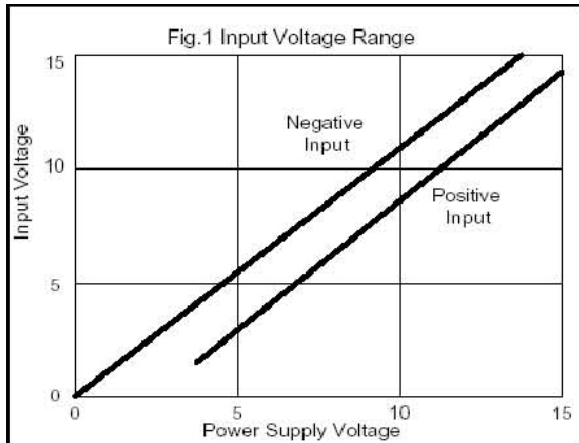
| Parameter   | Value           | Units |
|---|-----------------|-------|
| Supply Voltage (V <sub>CC</sub> )                                       | ±16 or 32       | V     |
| Differential Input Voltage (V <sub>I(DIFF)</sub> )                      | ±32             | V     |
| Input Voltage (V <sub>I</sub> )   | -0.3 ~+32       | V     |
| Output Short to Ground  | Continuous      |       |
| Operating & Junction Temperature (T <sub>OPR</sub> , T <sub>STG</sub> ) | 0~+70, -65~+150 | °C    |

## RECOMMENDED OPERATING CONDITIONS

(V<sub>CC</sub>=5.0V V<sub>EE</sub>=GND, T<sub>A</sub>=25°C, unless otherwise specified)

| Characteristics                 | Symbol               | Min. | Typ. | Max.                 | Units | Test Conditions   |
|---------------------------------|----------------------|------|------|----------------------|-------|---|
| Input Offset Voltage            | V <sub>IO</sub>      | -    | 2.9  | 7.0                  | mV    | V <sub>CM</sub> =0V to V <sub>CC</sub> -1.5V V <sub>O(P)</sub> =1.4V, R <sub>S</sub> =0Ω    |
| Input Offset Current            | I <sub>IO</sub>      | -    | 5    | 50                   | nA    |   |
| Input Bias Current              | I <sub>BIAS</sub>    | -    | 45   | 250                  | nA    |   |
| Input Common Mode Voltage       | V <sub>I(R)</sub>    | 0    | -    | V <sub>CC</sub> -1.5 | V     | V <sub>CC</sub> =30V  |
| Power Supply Current            | I <sub>CC</sub>      | -    | 0.8  | 2.0                  | mA    | R <sub>L</sub> =∞, V <sub>CC</sub> =30V   |
|                                 |                      | -    | 0.5  | 1.2                  | mA    | R <sub>L</sub> =∞, Full Temperature   |
| Large Signal Voltage Gain       | GV                   | 25   | 100  | -                    | V/mV  | V <sub>CC</sub> =15V, R <sub>L</sub> >=2KΩ, V <sub>O(P)</sub> =1V to 11V                    |
| Output Voltage Swing            | V <sub>O(H)</sub>    | 26   | -    | -                    | V     | V <sub>CC</sub> =30V, R <sub>L</sub> =2KΩ   |
|                                 |                      | 27   | 28   | -                    | V     | V <sub>CC</sub> =30V, R <sub>L</sub> =10KΩ  |
|                                 | V <sub>O(L)</sub>    | -    | 5    | 20                   | mV    | V <sub>CC</sub> =5V, R <sub>L</sub> >=10KΩ  |
| Common Mode Rejection Ratio     | CMRR                 | 65   | 80   | -                    | dB    |   |
| Power Supply Rejection Ratio    | PSRR                 | 65   | 100  | -                    | dB    |   |
| Channel Separation              | CS                   | -    | 120  | -                    | dB    | F=1KHZ to 20KHZ   |
| Short Circuit Current to Ground | I <sub>SC</sub>      | -    | 40   | 60                   | mA    |   |
| Output Current                  | I <sub>SOURCE</sub>  | 10   | 30   | -                    | mA    | V <sub>I(+)</sub> =1V, V <sub>I(-)</sub> =0V V <sub>CC</sub> =15V, V <sub>O(P)</sub> =2V    |
|                                 |                      | 10   | 15   | -                    | mA    | V <sub>I(+)</sub> =0V, V <sub>I(-)</sub> =1V V <sub>CC</sub> =15V, V <sub>O(P)</sub> =2V    |
|                                 |                      | 12   | 100  | -                    | μA    | V <sub>I(+)</sub> =0V, V <sub>I(-)</sub> =1V V <sub>CC</sub> =15V, V <sub>O(P)</sub> =200mV |
| Differential Input Voltage      | V <sub>I(DIFF)</sub> | -    | -    | V <sub>CC</sub>      | V     |   |

**CHARACTERISTIC CURVE**



**CHARACTERISTIC CURVE (cont'd)**

