


### 3.0 mm×2.6 mm SMD Light Touch Switches

Type: **EVPAF**



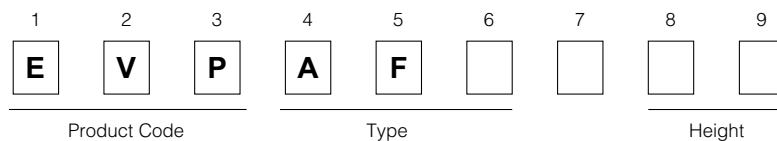
#### ■ Features

- External dimensions: 3.0 mm×2.6 mm, Height 0.65 mm
- High operability  
Equipped with an actuator (push plate)

#### ■ Recommended Applications

- Operation switches for portable electronic equipment  
(Mobile phone, Portable audio)

#### ■ Explanation of Part Numbers



#### ■ Specifications


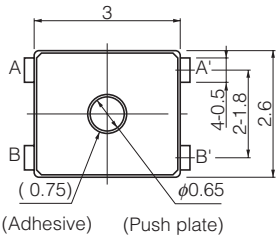
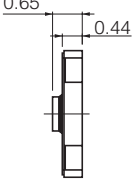
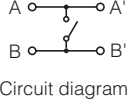
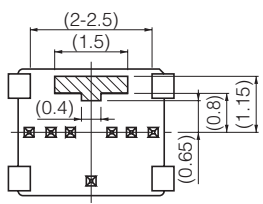



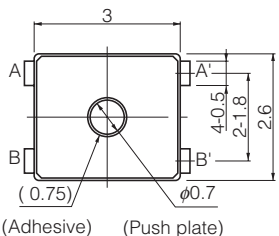
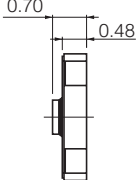
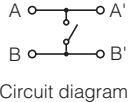
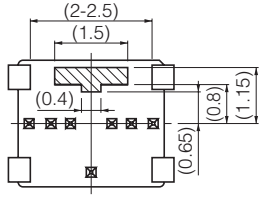


Type		Snap action/Push-on type SPST
Electrical	Rating	10 $\mu$ A 2 Vdc to 20 mA 15 Vdc (Resistive load)
	Contact Resistance	500 m $\Omega$ max.
	Insulation Resistance	50 M $\Omega$ min. (at 100 Vdc)
	Dielectric Withstanding Voltage	250 Vac for 1 minute
	Bouncing	10 ms max. (ON, OFF)
Mechanical	Operating Force	1.6 N, 2.4 N, 3.4 N
	Travel	0.15 mm
Endurance	Operating Life	1.6 N, 3.4 N : 100000 cycles min., 2.4 N : 500000 cycles min.
Operating Temperature		-40 °C to +85 °C
Storage Temperature		-40 °C to +85 °C (Bulk) -20 °C to +60 °C (Taping)
Minimum Quantity/Packing Unit		8000 pcs. Embossed Taping (Reel Pack)
Quantity/Carton		40000 pcs.

Note: Non washable

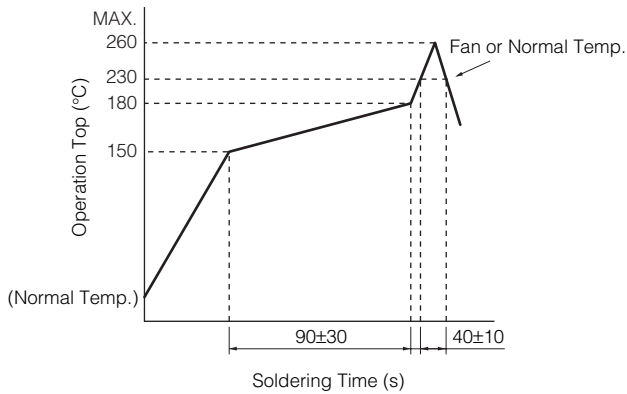
Design and specifications are each subject to change without notice. Ask factory for the current technical specifications before purchase and/or use.  
Should a safety concern arise regarding this product, please be sure to contact us immediately.

00 Sep. 2010

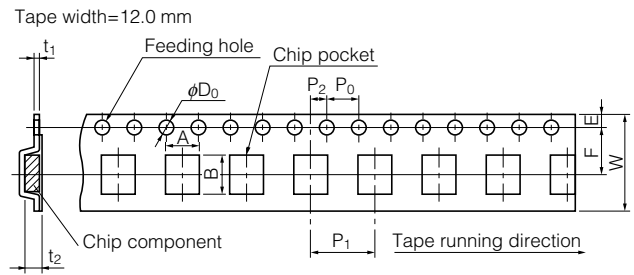
■ Dimensions in mm (not to scale)

<p>No. 1</p> <p><b>EVPAF</b></p> <p>(Embossed Taping)</p> <p>With J-bent terminals</p> 	 <p>(Adhesive) (Push plate)</p> <p>(Without the remainder of the gate)</p>   <p>Circuit diagram</p>  <p>PWB land pattern for reference</p> <p>Part of A-A' terminal is exposed at  area. Any land pattern or vias shall not be provided at  area.</p>		
<p>Part Numbers</p> <p>EVPAFFB65</p>	<p>Operating Force</p> <p>1.6 N</p>	<p>Height</p> <p>0.65 mm</p>	<p>Operating Life</p> <p>100000 cycles</p>
<p>No. 2</p> <p><b>EVPAF</b></p> <p>(Embossed Taping)</p> <p>With J-bent terminals</p> 	 <p>(Adhesive) (Push plate)</p> <p>(Without the remainder of the gate)</p>   <p>Circuit diagram</p>  <p>PWB land pattern for reference</p> <p>Part of A-A' terminal is exposed at  area. Any land pattern or vias shall not be provided at  area.</p>		
<p>Part Numbers</p> <p>EVPAF5B70</p> <p>EVPAF7B70</p>	<p>Operating Force</p> <p>3.4 N</p> <p>2.4 N</p>	<p>Height</p> <p>0.7 mm</p> <p>0.7 mm</p>	<p>Operating Life</p> <p>100000 cycles</p> <p>500000 cycles</p>

## Recommended Reflow Soldering Conditions



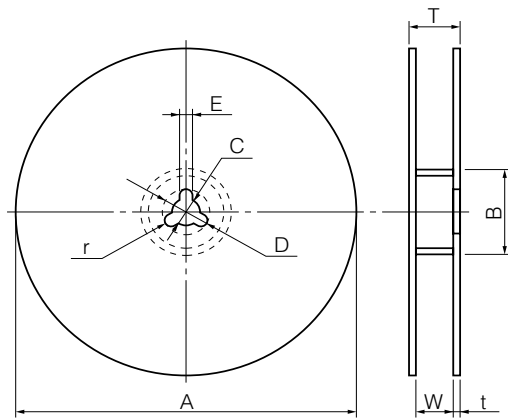
## Embossed Carrier Taping



Unit: mm

Part No.	Height	A	B	W	F	E	P1	P2	P0	D0 Dia	t1	t2
EVPAF	0.65/0.70	3.75±0.2	2.95±0.2	12.0±0.3	5.5±0.1	1.75±0.1	8.0±0.1	2.0±0.1	4.0±0.1	1.5±0.3	0.3±0.1	0.8±0.2

## Standard Reel Dimensions in mm (not to scale)

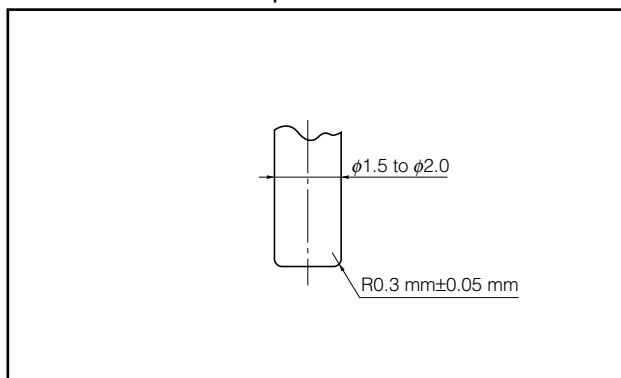


Item	A	B	C	D	E
Rate (mm)	$\phi 380.0 \pm 2.0$	$\phi 80.0 \pm 1.0$	$\phi 13.0 \pm 0.5$	$\phi 21.0 \pm 1.0$	2.0±0.5

Item	W	T	t	r
Rate (mm)	13.5±1.0	17.5±1.0	—	—

## Recommended Shape of Test Pole



Design and specifications are each subject to change without notice. Ask factory for the current technical specifications before purchase and/or use. Should a safety concern arise regarding this product, please be sure to contact us immediately.

00 Sep. 2010