

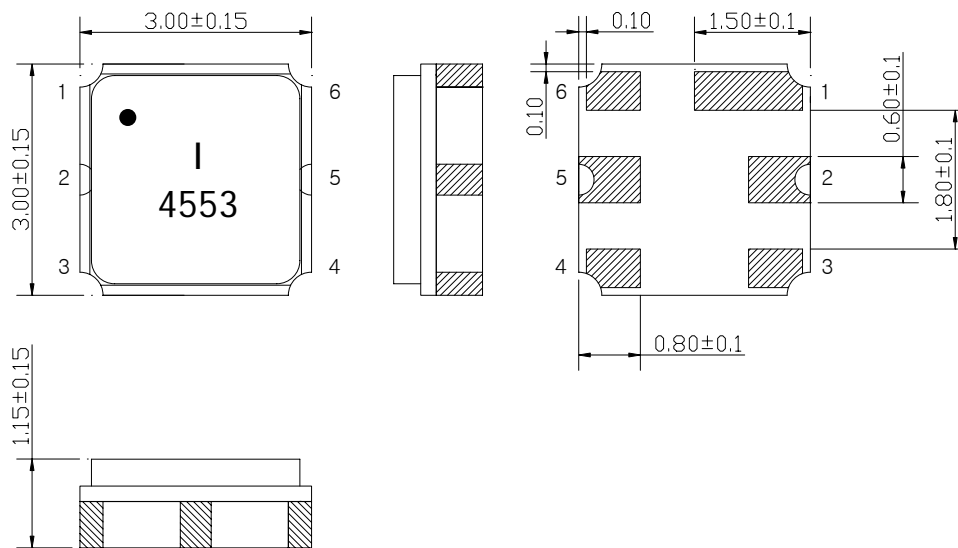
# SAW Bandpass Filter F4553



## Features

- RF bandpass filter for CDMA450 A-Band Tx. Part
- Usable bandwidth 5MHz (452.5 MHz ~ 457.5 MHz)
- High attenuation
- No matching single-ended operation
- Ceramic Surface Mounted Device Package ( 3.0 mm × 3.0mm )
- RoHS Compliant

## Package Dimensions



Dimensions shown are nominal in millimeters

Body :  $Al_2O_3$  Ceramic

Lid : Kovar, Ni Plated

Terminations : Au plating 0.3 ~ 1.0  $\mu m$ , Over a 1.27 ~ 8.89  $\mu m$   
Ni Plating


### Pin Configurations

2	Input
5	Output
1, 3, 4, 6	Case ground

## Maximum Ratings

Parameters	Unit	Minimum	Typical	Maximum
Operating Temperature Range	$^{\circ}C$	-30	25	85
Storage Temperature Range	$^{\circ}C$	-40	-	85
Power Handling Capability	dBm	-	-	30

Electrostatics Sensitive Device (ESD)

	<b>ITF Co., Ltd.</b> 102-901, Bucheon Technopark 364, Samjeong-Dong, Ojeong-Gu, Bucheon-City, Gyeonggi-Do, Korea 421-809	Part No.	F4553	
		Rev. Date	2006-06-08	
		Rev.	NR5008-AS02	1/7

# SAW Bandpass Filter F4553




## Specifications

	Minimum	Typical	Maximum	Unit
Center Frequency ( Fc )	-	455.0	-	MHz
Insertion Loss (In Fc +/- 2.5 MHz)	-	2.0	2.8	dB
Amplitude Ripple (In Fc +/- 2.5 MHz)	-	0.8	1.5	dB
VSWR (In Fc +/- 2.5 MHz)	-	1.4	2.0	
Relative Attenuation				
0.3 MHz ~ 350.0 MHz	25	30	-	dB
350.0 MHz ~ 441.0 MHz	25	30	-	
462.5 MHz ~ 467.5 MHz	38	50	-	
467.5 MHz ~ 1200 MHz	25	30	-	
1200 MHz ~ 2000 MHz	20	-	-	
Temperature Range (Operational)	-30	25	85	°C
Input RF Power (In Fc +/- 2.5 MHz)			30	dBm
Input/Output Impedance		50		Ohms

### Notes :

- 1) All specifications are based on the matching schematic shown below, measured by Agilent Network analyzer and full 2 port calibration.
- 2) Electrical margin has been built into the design to account for the variations due to temperature drift and manufacturing tolerances
- 3) All attenuation measurements are measured relative to insertion loss

 Integrated Technology Future	<b>ITF Co., Ltd.</b> 102-901, Bucheon Technopark 364, Samjeong-Dong, Ojeong-Gu, Bucheon-City, Gyeonggi-Do, Korea 421-809	Part No.	F4553	
		Rev. Date	2006-06-08	
		Rev.	NR5008-AS02	2/7

# SAW Bandpass Filter F4553



## Matching Schematic

( Actual matching values may vary due to PCB layout and parasitics )



## Marking Configuration

●<sup>1)</sup>  
I<sup>2)</sup>  
4553<sup>3)</sup>

- 1) Pad Number 1 Index
- 2) Manufacturer name
- 3) Marking Number

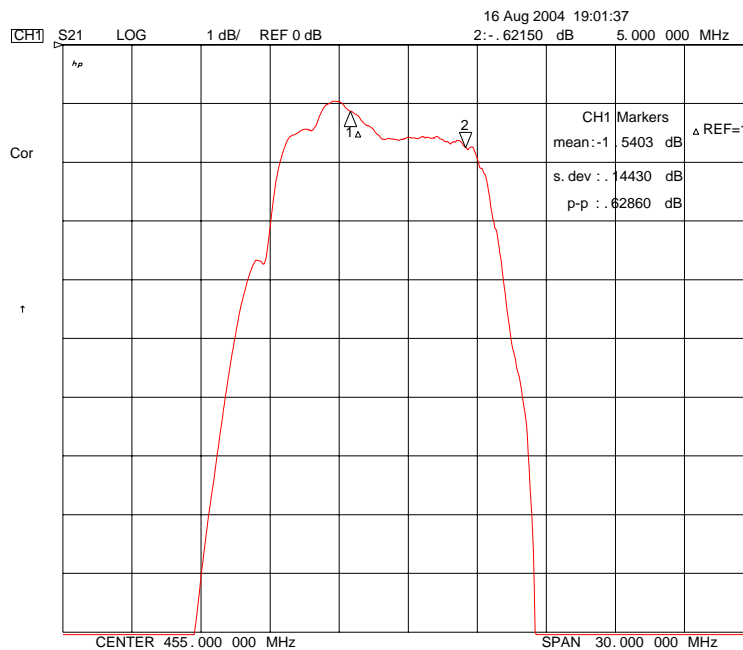
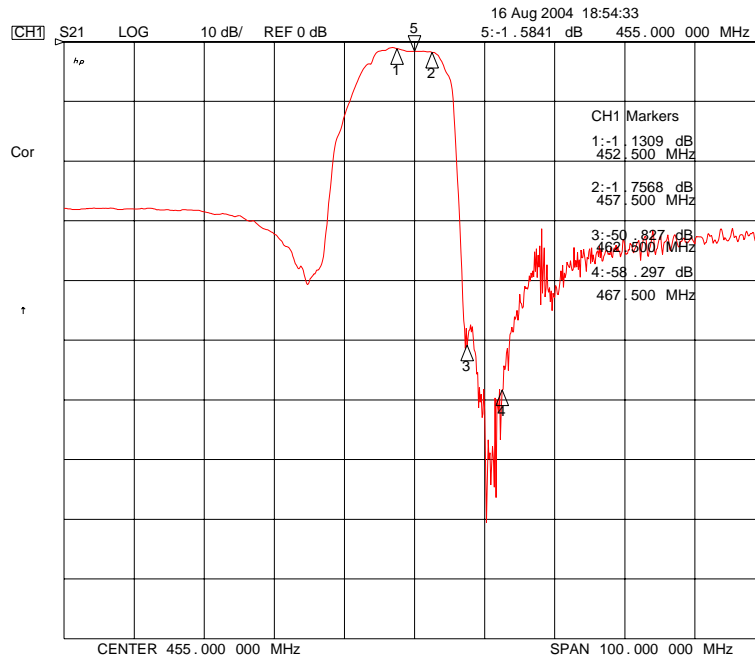
\* Ink or Laser Marking available

	<b>ITF Co., Ltd.</b> 102-901, Bucheon Technopark 364, Samjeong-Dong, Ojeong-Gu, Bucheon-City, Gyeonggi-Do, Korea 421-809	Part No.	F4553	
		Rev. Date	2006-06-08	
		Rev.	NR5008-AS02	3/7

# SAW Bandpass Filter F4553



## Typical Performance ( at 25°C )



**ITF Co., Ltd.**  
 102-901, Bucheon Technopark 364,  
 Samjeong-Dong, Ojeong-Gu, Bucheon-City,  
 Gyeonggi-Do, Korea 421-809

Part No.

F4553

Rev. Date

2006-06-08

Rev.

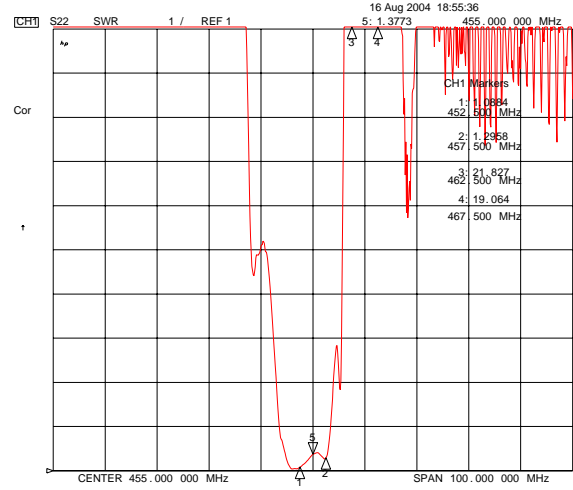
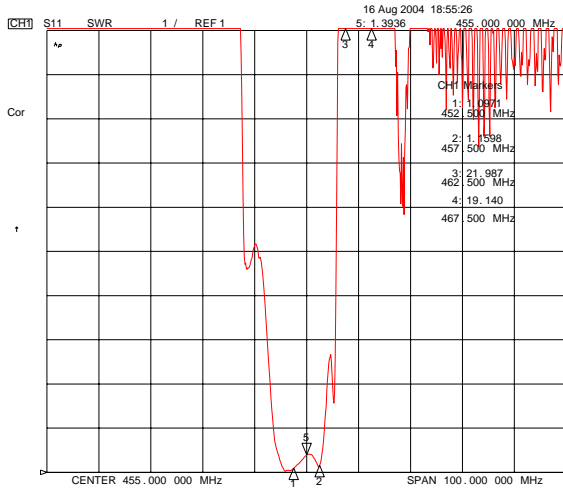
NR5008-AS02

4/7

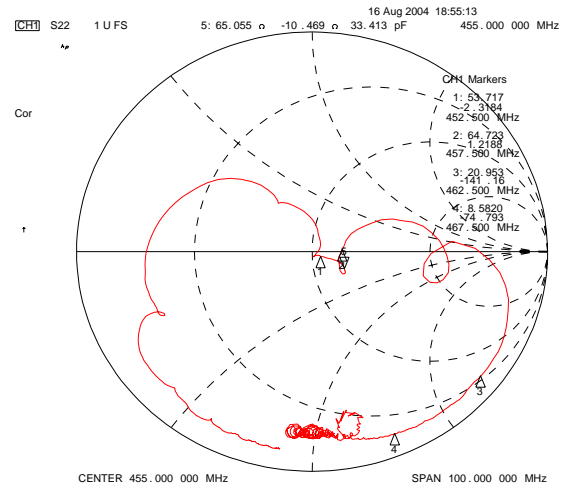
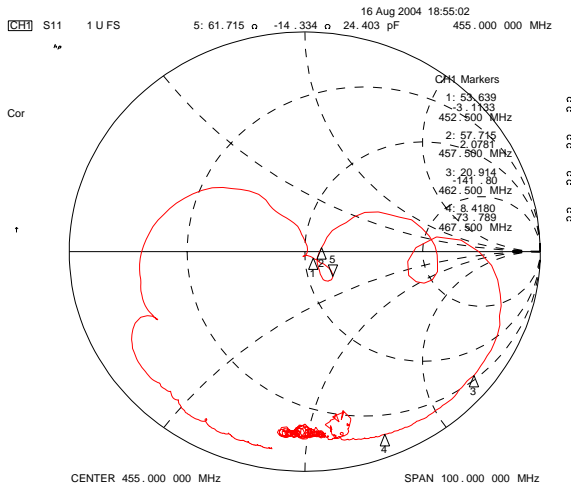
# SAW Bandpass Filter F4553



## Input / Output VSWR Charts



## Input / Output Smith Charts

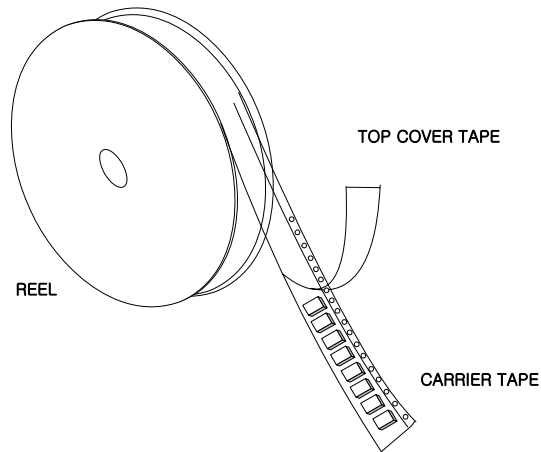


**ITF Co., Ltd.**  
 102-901, Bucheon Technopark 364,  
 Samjeong-Dong, Ojeong-Gu, Bucheon-City,  
 Gyeonggi-Do, Korea 421-809

Part No.	F4553	
Rev. Date	2006-06-08	
Rev.	NR5008-AS02	5/7

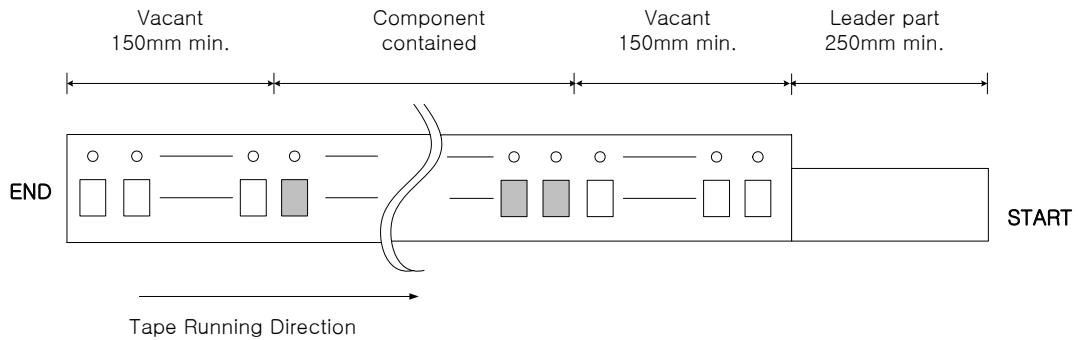
## Packing Specification

1. Reeling Quantity : 3000 pcs / 13" reel ( or 1000 pcs / 7" reel )
2. Taping Structure : The tape shall be wound around the reel in the direction shown below.



## Tape Specification

1. Leader part and vacant position specification

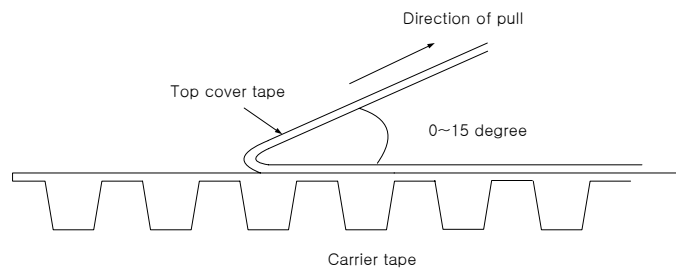


2. Tensile strength of carrier tape

4.4N/mm width

3. Top cover tape adhesion

- 1) pull off angle : 0~15°
- 2) speed : 300mm/min
- 3) force : 20~70g



	<b>ITF Co., Ltd.</b> 102-901, Bucheon Technopark 364, Samjeong-Dong, Ojeong-Gu, Bucheon-City, Gyeonggi-Do, Korea 421-809	Part No.	F4553	
		Rev. Date	2006-06-08	
		Rev.	NR5008-AS02	6/7

