

## T1/E1/CEPT QUAD PORT SURFACE MOUNT TRANSFORMERS

- RETURN LOSS MEETS REQUIREMENTS OF G.703
- CONTAINS FOUR XMIT AND FOUR RCV TRANSFORMERS
- 1500Vrms ISOLATION
- CROSSTALK: -65dB TYPICAL

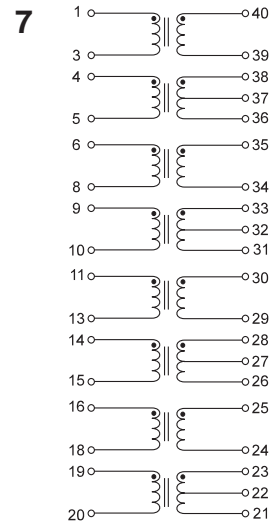
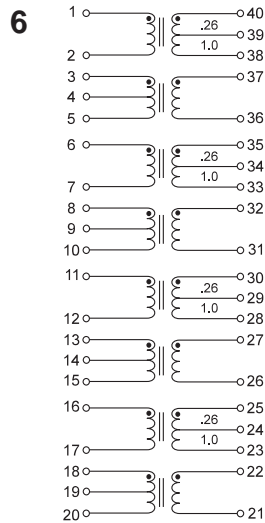
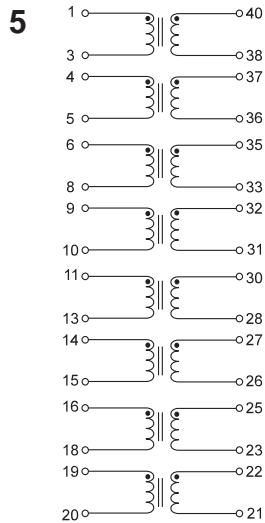
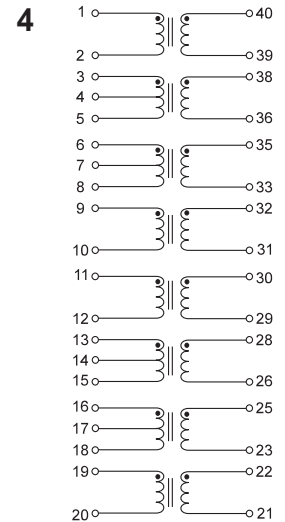
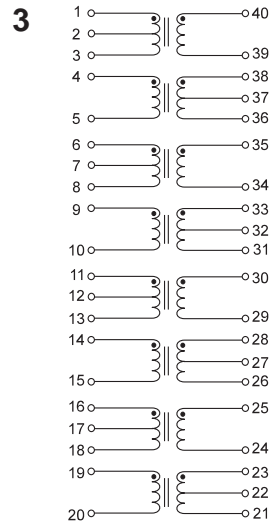
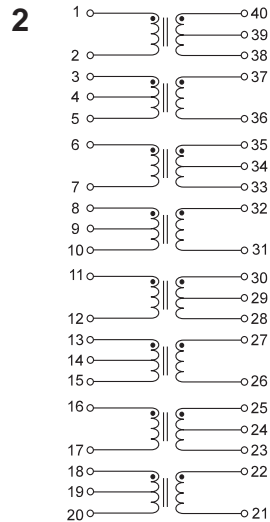
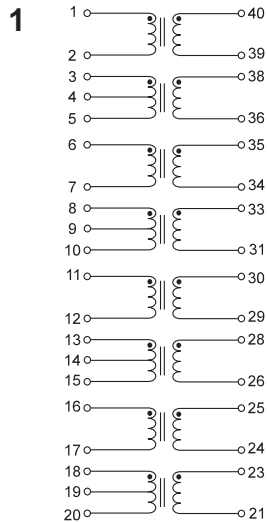
### ELECTRICAL SPECIFICATIONS: @ 25°C:

PART NUMBER	Turn Ratio		OCL @ 25c (mH min)	LL (µH max)	Cww (pF max)	Schematic	Primary Pins
	Pri/Sec Transmit	Pri/Sec Receive					
XF0013Q1	1.36CT:1	1:2CT	1.2	0.8	35	3	1-2-3, 6-7-8, 11-12-13, 16-17-18 4-5, 9-10, 14-15, 19-20
XF0013Q1A	1:1.36CT	1:2CT	1.2	0.8	35	3	4-5, 9-10, 14-15, 19-20 24-25, 29-30, 34-35, 39-40
XF0013Q2	1CT:1.41	1.41:1CT	1.2	0.8	35	3	1-2-3, 6-7-8, 11-12-13, 16-17-18 4-5, 9-10, 14-15, 19-20
XF0013Q2A	1CT:1.41	1CT:1.41	1.2	0.8	35	3	1-3, 6-8, 11-13, 16-18 21-23, 26-28, 31-33, 36-38
XF0013Q3	2CT:1	1:2CT	1.2	1.0	40	3	1-2-3, 6-7-8, 11-12-13, 16-17-18 4-5, 9-10, 14-15, 19-20
XF0013Q3A	1:2CT	1:2CT	1.2	0.8	35	3	4-5, 9-10, 14-15, 19-20 24-25, 29-30, 34-35, 39-40
XF0013Q4	1:2	2CT:1	1.2	1.0	35	4	1-2, 9-10, 11-12, 19-20 3-4-5, 6-7-8, 13-14-15, 16-17-18
XF0013Q4A	1:2	1:2CT	1.2	1.0	35	4	1-2, 9-10, 11-12, 19-20 23-25, 26-28, 33-35, 36-38
XF0013Q4B	1:2	1:2CT	1.2	1.0	35	7	1-3, 6-8, 11-13, 16-18 4-5, 9-10, 14-15, 19-20
XF0013Q5	1:2CT	1:1CT	1.2	0.8	35	2	1-2, 6-7, 11-12, 16-17 21-22, 26-27, 31-32, 36-37
XF0013Q6	1:1.36	1:1.36CT	1.2	0.8	35	1	1-2, 6-7, 11-12, 16-17 38-36, 33-31, 28-26, 23-21
XF0013Q7	1:14	1:1.14CT	1.2	0.8	35	1	1-2, 6-7, 11-12, 16-17 38-36, 33-31, 28-26, 23-21
XF0013Q7A	1:1.14	1:1.14CT	1.2	0.8	35	7	1-3, 6-8, 11-13, 16-18 4-5, 9-10, 14-15, 19-20
XF0013Q7B	1.14CT:1	1:1.14CT	1.2	0.8	35	3	1-2-3, 6-7-8, 11-12-13, 16-17-18 4-5, 9-10, 14-15, 19-20
XF0013Q8	1:1.15	1:2CT	1.2	1.0	35	1	1-2, 6-7, 11-12, 16-17 21-23, 26-28, 31-33, 36-38
XF0013Q9	1:1/1.26	1:2CT	1.2	1.0	35	6	1-2, 6-7, 11-12, 16-17 21-22, 26-27, 31-32, 36-37
XF0013Q10	1:1.15	1:1.15	1.2	0.8	35	5	1-3, 6-8, 11-13, 16-18 4-5, 9-10, 14-15, 19-20
XF0013Q11	1:2	1:2	1.2	0.8	35	5	1-3, 6-8, 11-13, 16-18 4-5, 9-10, 14-15, 19-20
XF0013Q12	1CT:1	1:1CT	1.2	0.8	35	3	1-2-3, 6-7-8, 11-12-13, 16-17-18 4-5, 9-10, 14-15, 19-20
XF0013Q13	2CT:1	1:2.3CT	1.2	1.2	40	3	1-2-3, 6-7-8, 11-12-13, 16-17-18 4-5, 9-10, 14-15, 19-20

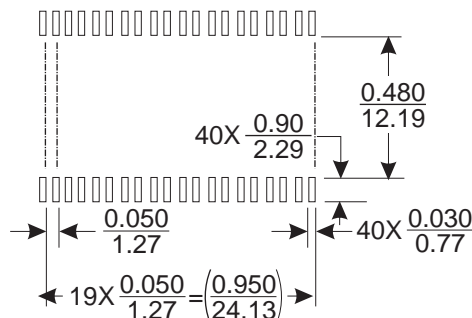
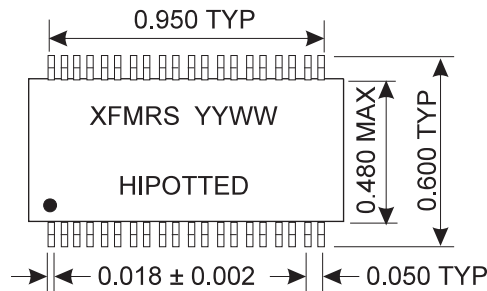
**DIMENSIONS & SCHEMATICS: SEE NEXT PAGE**

## T1/E1/CEPT QUAD PORT SURFACE MOUNT TRANSFORMERS

### SCHEMATICS:



### DIMENSIONS:



SUGGESTED PAD LAYOUT

