

SWITCHING TYPE POWER SUPPLY APPLICATION.
CONVERTER & CHOPPER APPLICATION.

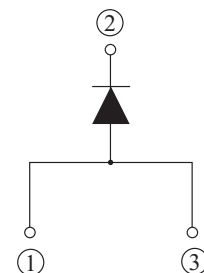
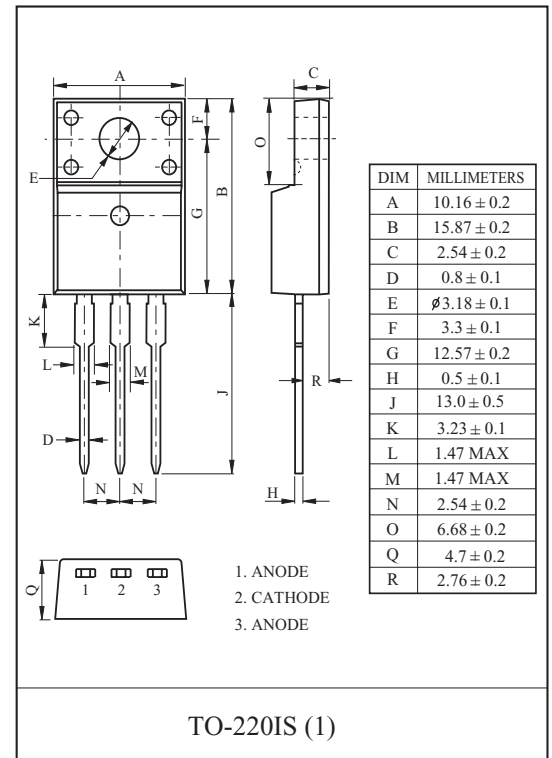
FEATURES

- Average Output Rectified Current
: $I_O=30A$.
- Repetitive Peak Reverse Voltage
: $V_{RRM}=100V$.
- Low forward voltage drop, low power losses

MAXIMUM RATING (Ta=25 °C)

CHARACTERISTIC	SYMBOL	RATING	UNIT
Repetitive Peak Reverse Voltage	V_{RRM}	100	V
Average Output Rectified Current (Tc=108 °C) (Note)	I_O	30	A
Peak One Cycle Surge Forward Current (Non-Repetitive 60Hz)	I_{FSM}	350	A
Junction Temperature	T_j	-40 ~ 150	°C
Storage Temperature Range	T_{stg}	-55 ~ 150	°C

Note : average forward current of centertap full wave connection.



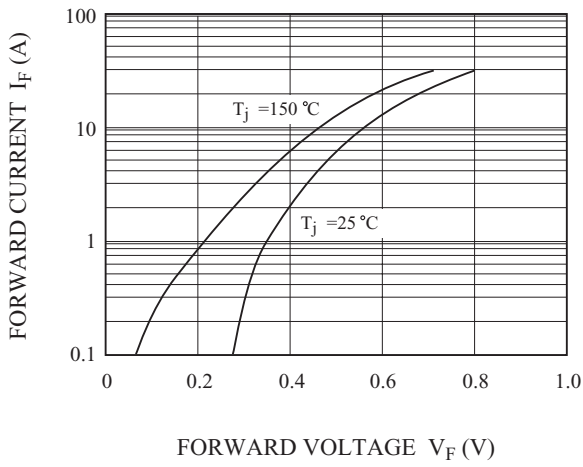
ELECTRICAL CHARACTERISTICS (Ta=25 °C)

CHARACTERISTIC	SYMBOL	TEST CONDITION	MIN.	TYP.	MAX.	UNIT
Peak Forward Voltage (Note)	V_{FM}	$I_{FM}=5A, Ta=25 °C$	-	0.45	-	V
		$I_{FM}=10A, Ta=25 °C$	-	0.55	-	V
		$I_{FM}=30A, Ta=25 °C$	-	0.80	0.85	V
Repetitive Peak Reverse Current (Note)	I_{RRM}	$V_{RRM}=70V$	-	30	-	μA
		$V_{RRM}=100V$	-	70	1000	μA
Thermal Resistance (Note)	$R_{th(j-c)}$	Juction to Case	-	-	2.5	°C/W

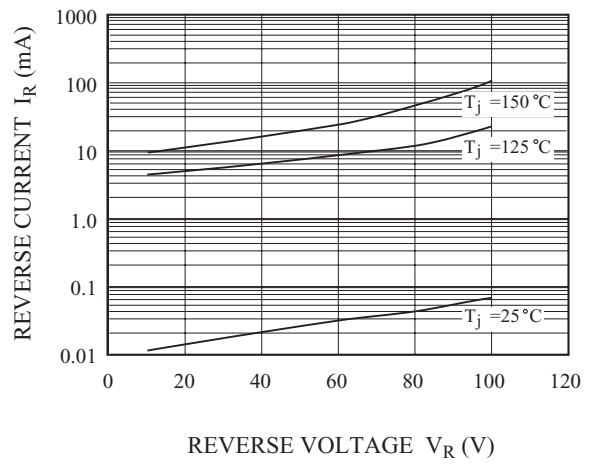
Note : A value of one cell

MBRF30L100CT

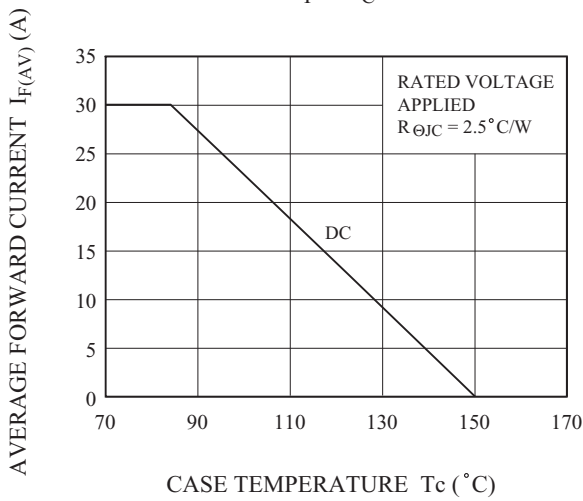
$I_F - V_F$



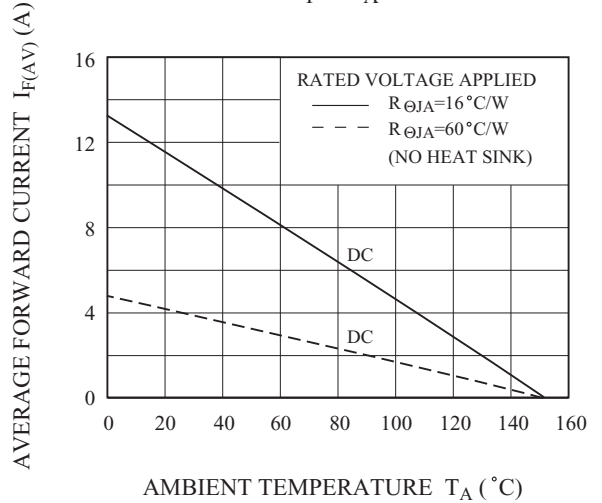
$I_R - V_R$



$I_F - T_c$



$I_F - T_A$



$P_{F(AV)} - I_{F(AV)}$

