

Silicon NPN Power Transistors

2SD1270

DESCRIPTION

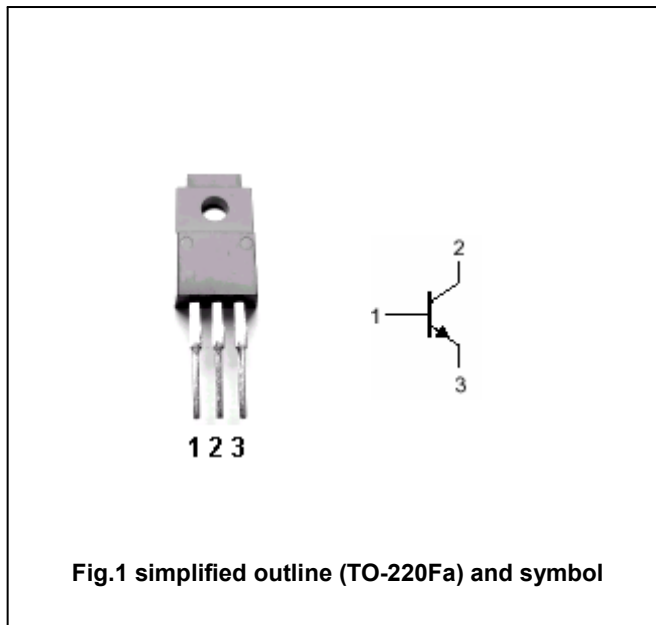
- With TO-220Fa package
- Low collector saturation voltage
- Large collector current  $I_C$
- Complement to type 2SB945

APPLICATIONS

- For power switching applications

PINNING

PIN	DESCRIPTION
1	Base
2	Collector
3	Emitter



ABSOLUTE MAXIMUM RATINGS AT  $T_a=25^\circ\text{C}$

SYMBOL	PARAMETER	CONDITIONS	VALUE	UNIT
$V_{CBO}$	Collector-base voltage	Open emitter	130	V
$V_{CEO}$	Collector-emitter voltage	Open base	80	V
$V_{EBO}$	Emitter-base voltage	Open collector	7	V
$I_C$	Collector current (DC)		5	A
$I_{CM}$	Collector current-peak		10	A
$P_C$	Collector power dissipation	$T_C=25^\circ\text{C}$	40	W
		$T_a=25^\circ\text{C}$	2	
$T_j$	Junction temperature		150	$^\circ\text{C}$
$T_{stg}$	Storage temperature		-55~150	$^\circ\text{C}$

## Silicon NPN Power Transistors

## 2SD1270

## CHARACTERISTICS

T<sub>j</sub>=25°C unless otherwise specified

SYMBOL	PARAMETER	CONDITIONS	MIN	TYP.	MAX	UNIT
V <sub>(BR)CEO</sub>	Collector-emitter breakdown voltage	I <sub>C</sub> =10mA, I <sub>B</sub> =0	80			V
V <sub>CEsat</sub>	Collector-emitter saturation voltage	I <sub>C</sub> =4A; I <sub>B</sub> =0.2A			0.5	V
V <sub>BEsat</sub>	Base-emitter saturation voltage	I <sub>C</sub> =4A; I <sub>B</sub> =0.2A			1.5	V
I <sub>CBO</sub>	Collector cut-off current	V <sub>CB</sub> =100V; I <sub>E</sub> =0			10	μA
I <sub>EBO</sub>	Emitter cut-off current	V <sub>EB</sub> =5V; I <sub>C</sub> =0			50	μA
h <sub>FE-1</sub>	DC current gain	I <sub>C</sub> =0.1A; V <sub>CE</sub> =2V	45			
h <sub>FE-2</sub>	DC current gain	I <sub>C</sub> =2A; V <sub>CE</sub> =2V	60		260	
f <sub>T</sub>	Transition frequency	I <sub>C</sub> =0.5A; V <sub>CE</sub> =10V; f=10MHz		30		MHz

## Switching times

t <sub>on</sub>	Turn-on time	I <sub>C</sub> =2A; I <sub>B1</sub> =0.2A; I <sub>B2</sub> =-0.2A V <sub>CC</sub> =50V		0.5		μs
t <sub>s</sub>	Storage time			1.5		μs
t <sub>f</sub>	Fall time			0.15		μs

◆ h<sub>FE-2</sub> Classifications

R	Q	P
60-120	90-180	130-260

Silicon NPN Power Transistors

2SD1270

PACKAGE OUTLINE

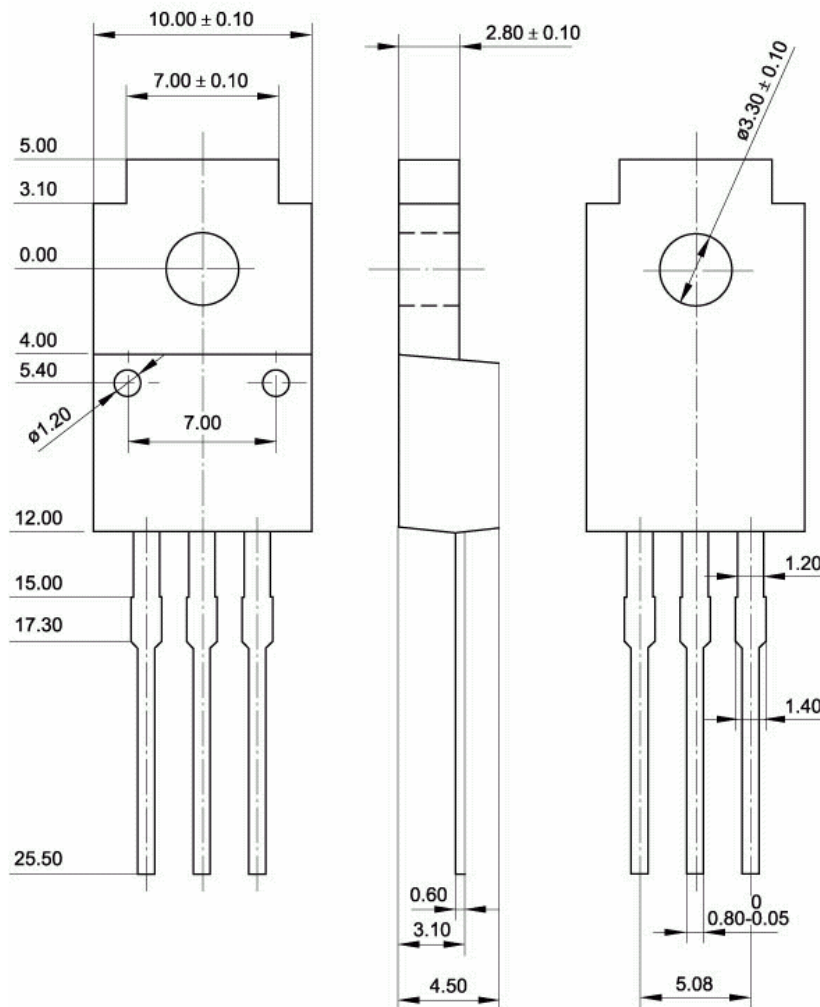


Fig.2 Outline dimensions (unindicated tolerance:  $\pm 0.15$  mm)

Silicon NPN Power Transistors

2SD1270

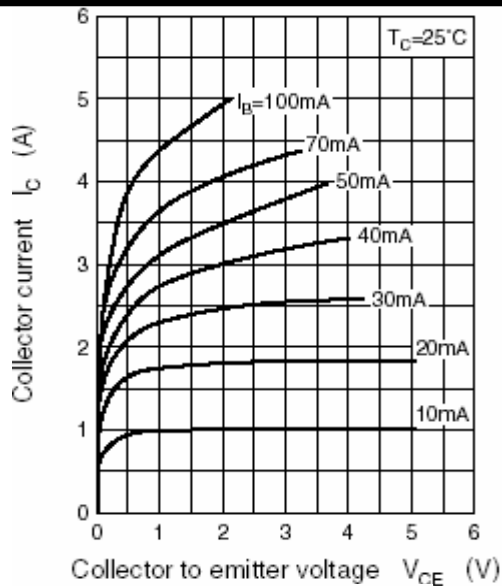


Fig.3 Static Characteristic

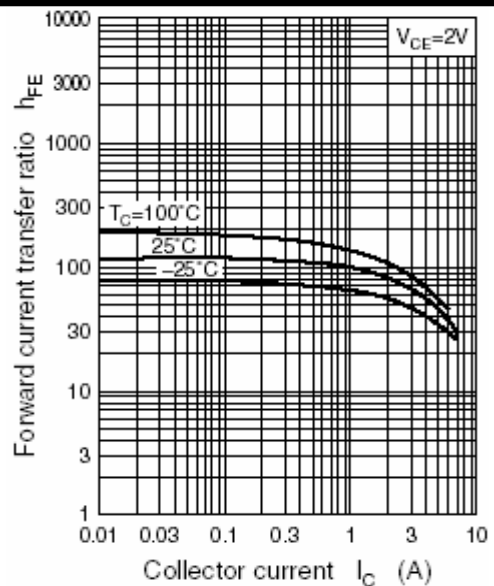


Fig.4 DC current Gain

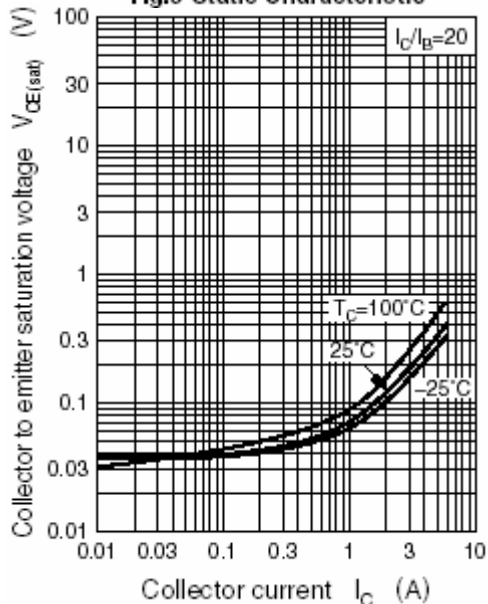


Fig.5 Collector-Emitter Saturation Voltage

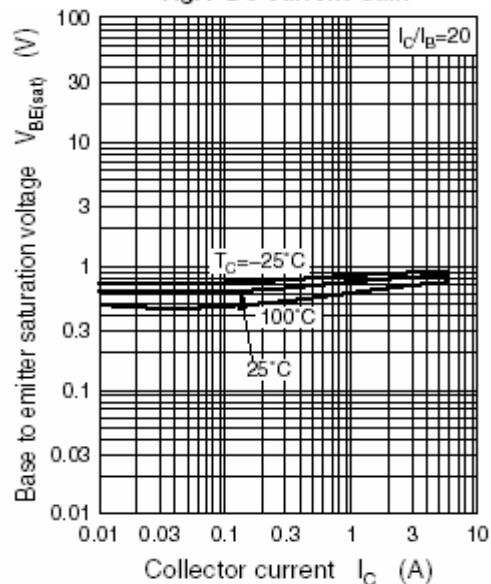


Fig.6 Base-Emitter Saturation Voltage

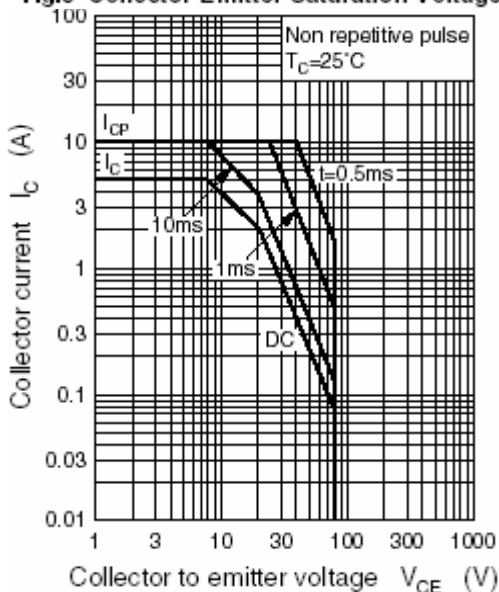


Fig.7 Safe Operating Area