

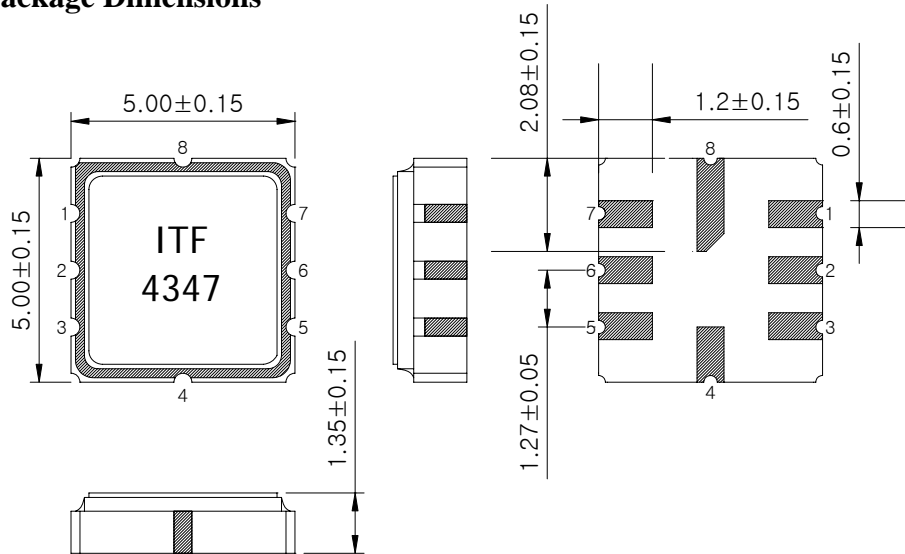
SAW Bandpass Filter 433.92MHz



Features

- RF bandpass filter
- Single-ended operation
- Ceramic Surface Mounted Device Package (5.0 mm × 5.0 mm)

Package Dimensions



Dimensions shown are nominal in millimeters

Body : Al_2O_3 Ceramic

Lid : Kovar, Ni Plated

Terminations : Au plating 0.3 ~ 1.0 μm , Over a 1.27 ~ 8.89 μm
Ni Plating

Pin Configurations	
2	Input
6	Output
1, 3, 4, 5, 7, 8	Ground

Maximum Ratings

Parameters	Unit	Minimum	Typical	Maximum
Operating Temperature Range	$^{\circ}C$	-30	25	85
Storage Temperature Range	$^{\circ}C$	-40	-	85
Power Handling Capability	dBm	-	-	10

Electrostatics Sensitive Device (ESD)

	ITF Co., Ltd. 102-901, Bucheon Technopark 364, Samjeong-Dong, Ojeong-Gu, Bucheon-City, Gyeonggi-Do, Korea 421-809	Part No.	F4347	
		Rev. Date	2005-11-08	
		Rev.	NS5009-PS01	1/6

SAW Bandpass Filter 433.92MHz




Preliminary Specifications

	Minimum	Typical	Maximum	Unit
Center Frequency (Fc)	-	433.92	-	MHz
Insertion Loss	-	3.0	5.5	dB
3dB Bandwidth	-	0.6		MHz
Attenuation Fc -10.7MHz Fc -21.4MHz	15 40	30 50	- -	dB
Frequency Temperature Coefficient		0.032		Ppm/°C ²
Temperature Range (Operational)	-30	25	85	°C
Input/Output Impedance		50		Ohms

Notes :

- 1) All specifications are based on the matching schematic shown below, measured by Agilent Network analyzer and full 2 port calibration.
- 2) Electrical margin has been built into the design to account for the variations due to temperature drift and manufacturing tolerances

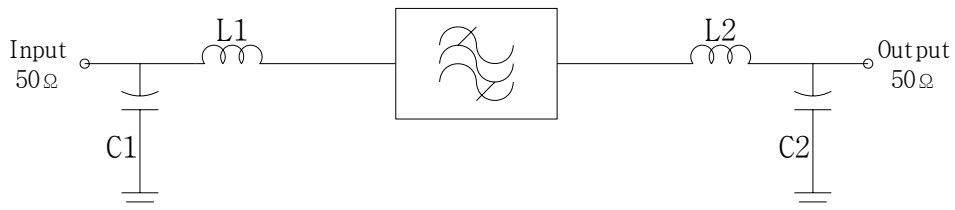
 Integrated Technology Future	ITF Co., Ltd. 102-901, Bucheon Technopark 364, Samjeong-Dong, Ojeong-Gu, Bucheon-City, Gyeonggi-Do, Korea 421-809	Part No.	F4347	
		Rev. Date	2005-11-08	
		Rev.	NS5009-PS01	2/6

SAW Bandpass Filter 433.92MHz



Matching Schematic

(Actual matching values may vary due to PCB layout and parasitics)



C1 , C2 = 10 pF L1, L2 = 43nH


Marking Configuration

ITF¹⁾
4347²⁾

1) Manufacturer name

2) Marking Number

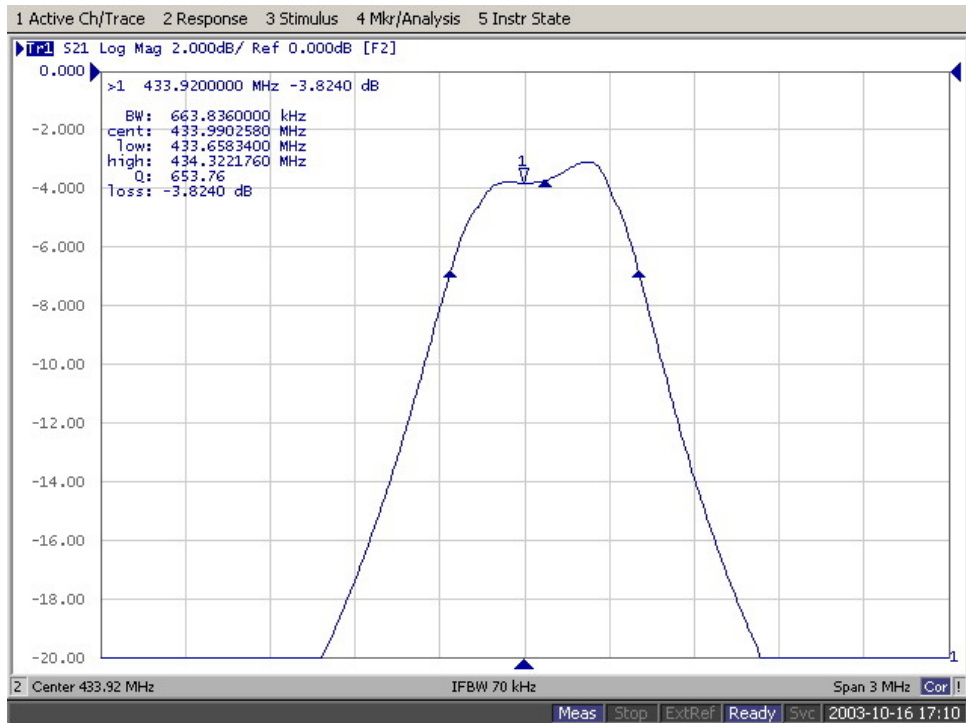
* Ink or Laser Marking available

 Integrated Technology Future	ITF Co., Ltd. 102-901, Bucheon Technopark 364, Samjeong-Dong, Ojeong-Gu, Bucheon-City, Gyeonggi-Do, Korea 421-809	Part No.	F4347	
		Rev. Date	2005-11-08	
		Rev.	NS5009-PS01	3/6

SAW Bandpass Filter 433.92MHz



Typical Performance (at 25°C)



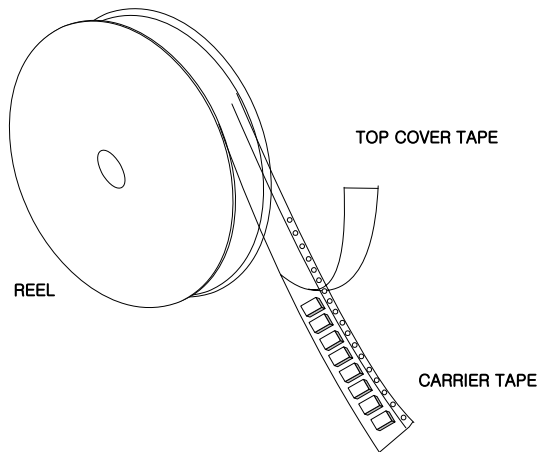
	ITF Co., Ltd. 102-901, Bucheon Technopark 364, Samjeong-Dong, Ojeong-Gu, Bucheon-City, Gyeonggi-Do, Korea 421-809	Part No.	F4347	
		Rev. Date	2005-11-08	
		Rev.	NS5009-PS01	4/6

SAW Bandpass Filter 433.92MHz



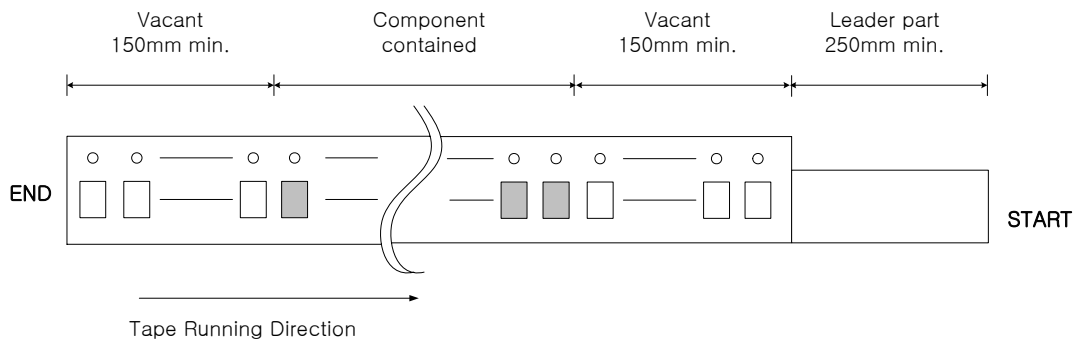
Packing Specification

1. Reeling Quantity : 1000 pcs / reel
2. Taping Structure : The tape shall be wound around the reel in the direction shown below.



Tape Specification

1. Leader part and vacant position specification

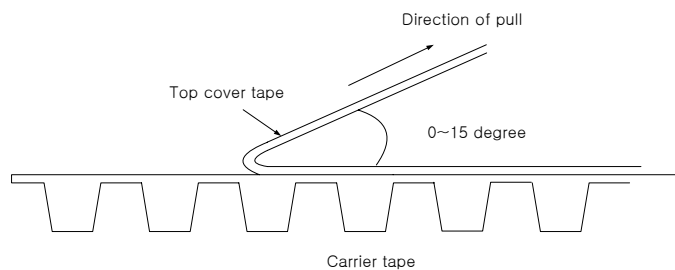


2. Tensile strength of carrier tape

4.4N/mm width

3. Top cover tape adhesion

- 1) pull off angle : 0~15°
- 2) speed : 300mm/min
- 3) force : 20~70g

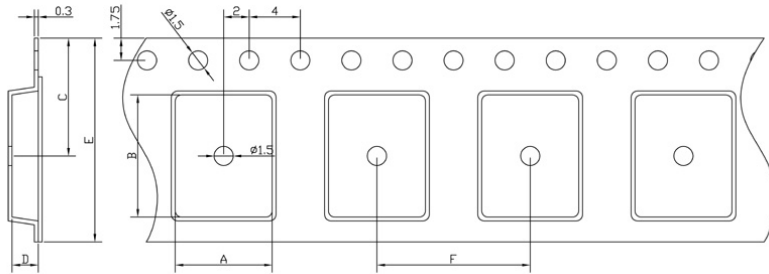


	ITF Co., Ltd. 102-901, Bucheon Technopark 364, Samjeong-Dong, Ojeong-Gu, Bucheon-City, Gyeonggi-Do, Korea 421-809	Part No.	F4347	
		Rev. Date	2005-11-08	
		Rev.	NS5009-PS01	5/6

SAW Bandpass Filter 433.92MHz

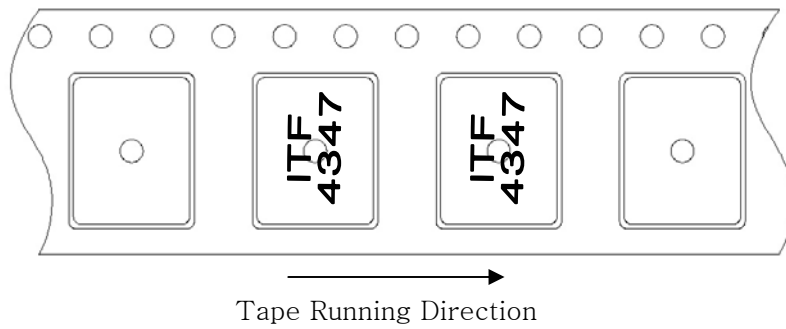


Carrier Tape Dimensions [unit : mm]

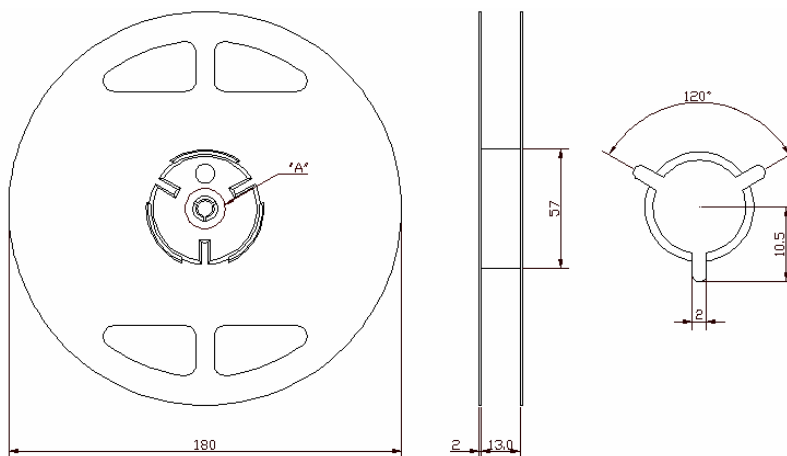



A	5.50 ± 0.1
B	5.50 ± 0.1
C	7.25 ± 0.1
D	1.95 ± 0.1
E	12.00 ± 0.1
F	8.00 ± 0.1

Part Direction



Reel Dimensions [unit : mm]



	ITF Co., Ltd. 102-901, Bucheon Technopark 364, Samjeong-Dong, Ojeong-Gu, Bucheon-City, Gyeonggi-Do, Korea 421-809	Part No.	F4347	
		Rev. Date	2005-11-08	
		Rev.	NS5009-PS01	6/6