



This LED illuminated potentiometer is most suitable for knob design of various set devices.



### Typical Specifications

Items	Specifications
Contact resistance	±20%
Total Rotational angle	220±5° (290 deg. max.)
Detent torque	40±16 mN·m
Operating life	30,000cycles
Operating temperature range	-40 to +85

### Product Line

Total resistance	Resistance taper	Number of positions	Rotational angle	Detent torque (mN·m)	LED	Minimum order unit (pcs.)	Product No.
5k	B	17	220°	40	RED	500	RK39A1A00007

### Notes

1. Products other than those listed in the above chart are also available. Please contact us for details.
2. We can also provide LED colors other than the above mentioned. Contact us if you have such requirements.

### Dimensions

Unit:mm





Style	PC board mounting hole dimensions

Hollow Shaft Type Devices

Encoder Type

Potentiometer Type

## List of Varieties

Type		Potentiometer				
		39mm size	45mm size			
Series		RK39A	RK45A	RK45B	RK45C	
Photo						
Output		Potentiometer				
Outline specifications	Shaft types	Hollow shaft				
	Operating direction	Vertical				
	Number of pulse/ Number of detent	—————				
	Push switch (Travel mm)	Without				
	Optional functions	LED illuminate	—————	LED illuminate		
Changeover angle	—————					
Dimensions (mm)	W	39	44.5	45	39	
	D	40	45	45.5	40	
	H	8.5	9	9.5	8.5	
Soldering	Manual soldering	350 max. 3s max.				
	Dip soldering	260±5 , 5s max.	260 max. 5s max.	260±5 , 5s max.		
	Reflow soldering	—————				
Operating temperature range		-40 to +85				
Electrical performance	Output wave	—————				
	Insulation resistance	10M min. 50V DC				
	Voltage proof	50V AC for 1minute				
Mechanical performance	Detent torque	40±16mN·m	Shall be in accordance with individual specifications.		40±16mN·m	
	Terminal strength	3N for 10s.				
	Actuator strength	Pushing direction	100N			
		Pulling direction	50N			
Vibration	10 to 55 to 10Hz/min., the amplitude is 1.5mm for all the frequencies, in the 3 direction of X, Y and Z for 2 hours respectively					
Environmental performance	Cold	-40 ± 3 for 240h				
	Dry heat	85 ± 3 for 240h				
	Damp heat	40 ± 2 , 90 to 95%RH for 240h				
Page		463	460	464		

Hollow Shaft Type Devices

Encoder Type  
Potentiometer Type

Hollow Shaft Type Device Cautions .....465, 466, 467

### Note

※ The operating temperature range for automotive applications can be raised upon request. Please contact us for requirements of this kind.