

Spezifikation für Freigabe / specification for release

Kunde / customer :

Artikelnummer / part number :

744224

LF



Bezeichnung :

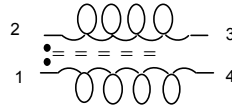
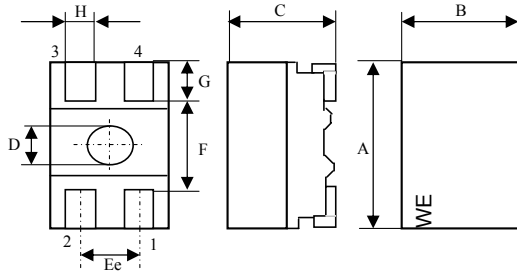
STROMKOMP. SMD LINE FILTER WE-SL2

description :

COMMON MODE SMD LINE FILTER WE-SL2

DATUM / DATE : 2004-10-11

A Mechanische Abmessungen / dimensions :

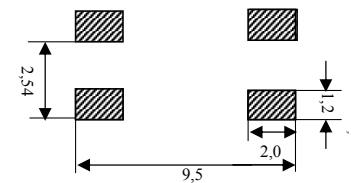


| | | |
|---|-------------------|----|
| A | 9,2 ± 0,3 | mm |
| B | 6,0 ± 0,3 | mm |
| C | 5,0 ± 0,2 | mm |
| D | 2,0 ref. | mm |
| E | 2,54 ± 0,2 | mm |
| F | 5,7 ref. | mm |
| G | 1,4 ref. | mm |
| H | 1,0 ± 0,1 | |

B Elektrische Eigenschaften / electrical properties :

| Eigenschaften / properties | Testbedingungen / test conditions | | Wert / value | Einheit / unit | tol. |
|-------------------------------|-----------------------------------|---------------|--------------|----------------|-------------|
| Induktivität / inductance | 5mV / 100 KHz | $L_{1-4;2-3}$ | 250 | μH | $\pm 50\%$ |
| Nennspannung / rated voltage | | U_{DC} | 80 | V | |
| DC-Widerstand / DC-resistance | | R_{DC} | 0,13 | Ω | max. |
| Nennstrom / rated current | | I_{DC} | 1,20 | A | max. |
| Impedanz / impedance | | Z | 1800 | Ω | max. |

C Lötpad / soldering spec. :



D Prüfgeräte / test equipment :

HP 4274 A für/for L und/and Q
HP 34401 A für/for I_{DC} und/and R_{DC}

E Testbedingungen / test conditions :

Luftfeuchtigkeit / humidity: 33%
 Umgebungstemperatur / temperature: +20°C

F Werkstoffe & Zulassungen / material & approvals :

Basismaterial / base material: Ferrit / ferrite
 Draht / wire: Class F
 Gehäuse / Housing: UL94-V0

G Eigenschaften / granted properties :

Betriebstemp. / operating temperature: -40°C - + 125°C
 Umgebungstemp. / ambient temperature: -40°C - + 85°C
 It is recommended that the temperature of the part does not exceed 125°C under worst case operating conditions.
 Spannungsfestigkeit / High-Pot Test:(60Hz 3mA 3sec.) 500 VAC

| | | | | |
|-------------------------------------|--------------------------|--|------|-------------------------|
| Freigabe erteilt / general release: | Kunde / customer | | | |
| | | | | |
| Datum / date | Unterschrift / signature | | MST | Version 5 |
| | | | MST | Version 4 |
| | Würth Elektronik | | AG | Version 3 |
| | | | MST | Version 2 |
| | | | MST | Version 1 |
| Gepprüft / checked | Kontrolliert / approved | | Name | Änderung / modification |
| | | | | Datum / date |

Würth Elektronik eiSos GmbH & Co. KG

D-74638 Waldenburg · Max-Eyth-Strasse 1 - 3 · Germany · Telefon (+49) (0) 7942 - 945 - 0 · Telefax (+49) (0) 7942 - 945 - 400
<http://www.we-online.com>

Spezifikation für Freigabe / specification for release

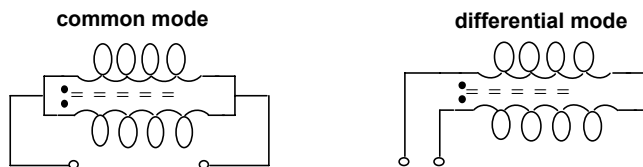
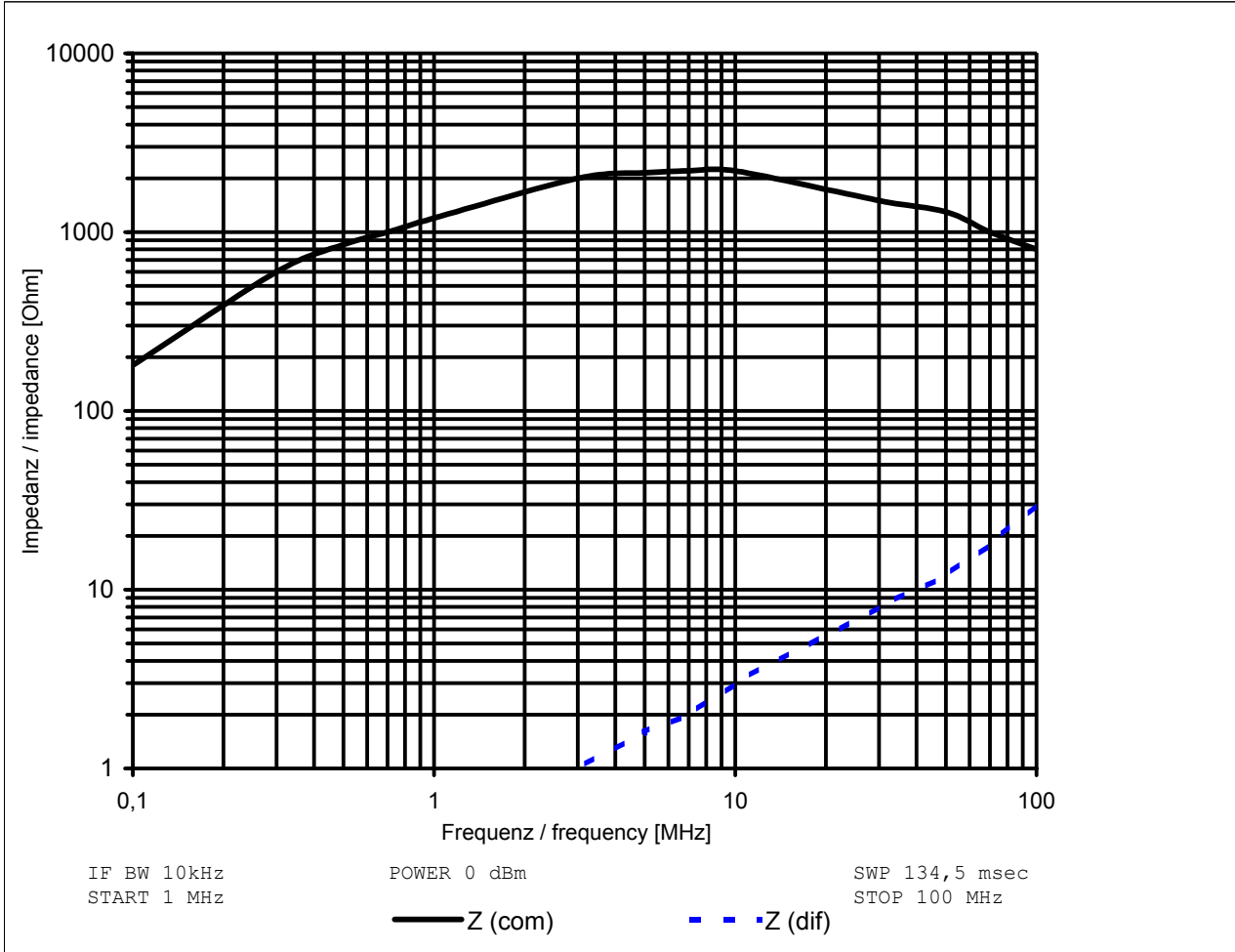
Kunde / customer : _____
 Artikelnummer / part number : **744224**



Bezeichnung : **STROMKOMP. SMD LINE FILTER WE-SL2**
 description : **COMMON MODE SMD LINE FILTER WE-SL2**

DATUM / DATE : 2004-10-11

H Impedanzverlauf / impedance curve :



| | | | | |
|-------------------------------------|--------------------------|------|-------------------------|--------------|
| Freigabe erteilt / general release: | Kunde / customer | | | |
| Datum / date | Unterschrift / signature | | | |
| | Würth Elektronik | | | |
| Geprüft / checked | Kontrolliert / approved | Name | Änderung / modification | Datum / date |
| | | MST | Version 5 | 04-10-11 |
| | | MST | Version 4 | 2004-03-29 |
| | | AG | Version 3 | 2003-04-15 |
| | | MST | Version 2 | 2003-03-04 |
| | | MST | Version 1 | 2002-04-17 |

This electronic component is designed and developed with the intention for use in general electronics equipments. Before incorporating the components into any equipments in the field such as aerospace, aviation, nuclear control, submarine, transportation, (automotive control, train control, ship control), transportation signal, disaster prevention, medical, public information network etc. where higher safety and reliability are especially required or if there is possibility of direct damage or injury to human body. In addition, even electronic component in general electronic equipments, when used in electrical circuits that require high safety, reliability functions or performance, the sufficient reliability evaluation-check for the safety must be performed before use. It is essential to give consideration when to install a protective circuit at the design stage.

Würth Elektronik eiSos GmbH & Co. KG

D-74638 Waldenburg · Max-Eyth-Strasse 1 - 3 · Germany · Telefon (+49) (0) 7942 - 945 - 0 · Telefax (+49) (0) 7942 - 945 - 400
<http://www.we-online.com>