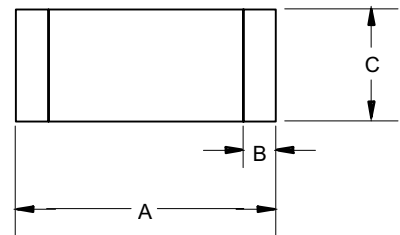


LLDB3

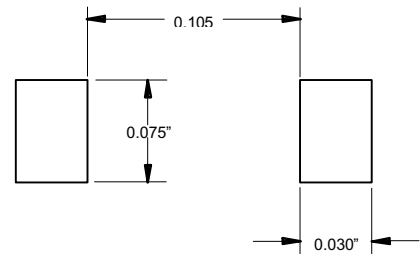
SILICON BIDIRECTIONAL DIAC

MiniMELF



DIM	INCHES		MM		NOTE
	MIN	MAX	MIN	MAX	
A	.130	.146	3.30	3.70	
B	.008	.016	.20	.40	
C	.055	.059	1.40	1.50	∅

SUGGESTED SOLDER PAD LAYOUT



Features

- Breakover Voltage: 32V
- Breakover Voltage Range: 28V to 36V
- Lead Free Finish/RoHS Compliant(Note 3) ("P" Suffix designates RoHS Compliant. See ordering information)
- Epoxy meets UL 94 V-0 flammability rating
- Moisture Sensitivity Level 1

Maximum Ratings

- Operating Junction Temperature: -40°C to +125°C
- Storage Temperature: -40°C to +125°C

Electrical Characteristics @ 25°C Unless Otherwise Specified

Power dissipation on Printed Circuit(I=10mm)	P_C	150mW	$T_A=50^\circ C$
Repetitive Peak on-state Current	I_{TRM}	2.0A	$t_p=20\mu s, f=120Hz$
Breakover Voltage	V_{BO}	Min Typ Max 28 32 36V	$C=22nF$ (Note 2)
Breakover Voltage Symmetry	$ +V_{BO} $	$\pm 3V$	$C=22nF$ (Note 2)
Output Voltage(Note 1)	$V_{o(min)}$	5V	
Breakover Current(Note 1)	$I_{BO(max)}$	50uA	$C=22nF$
Rise Time(Note 1)	T_r	2.0us	
Leakage Current(Note 1)	$I_{B(max)}$	10uA	$V_B=0.5V_{BO(max)}$

NOTES:1.Electrical characteristics applicable in both forward and reverse directions.

2.Connected in parallel with the devices.

3.Lead in Glass Exemption Applied, see EU Directive Annex 5.

Fig. 1: Relative variation of VBO versus junction temperature (typical values)

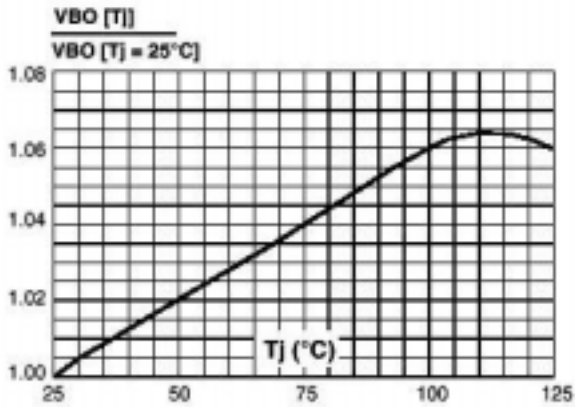


Fig. 2: Repetitive peak pulse current versus pulse duration (maximum values).

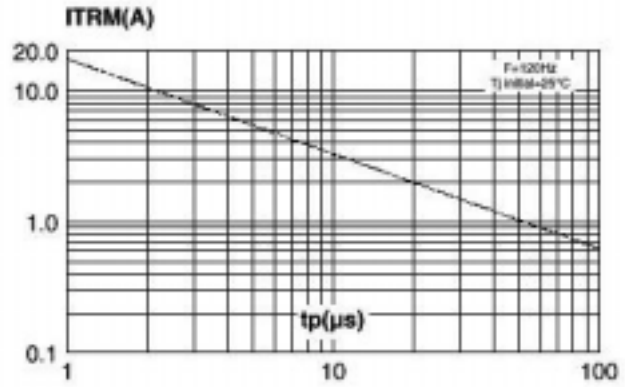
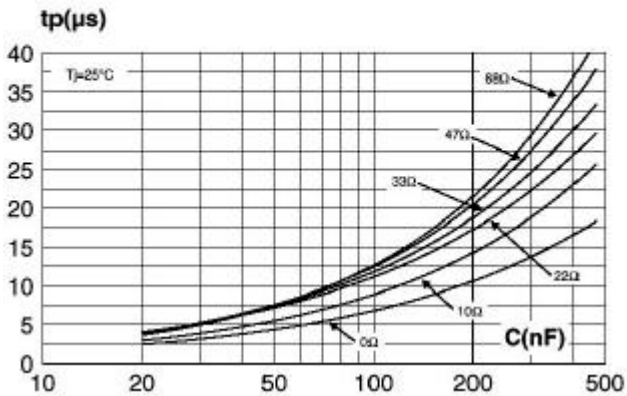


Fig. 3: Time duration while current pulse is higher 50mA versus C and Rs (typical values).





TM

Micro Commercial Components

Ordering Information :

Device	Packing
Part Number-TP	Tape&Reel: 2.5Kpcs/Reel

IMPORTANT NOTICE

Micro Commercial Components Corp. reserves the right to make changes without further notice to any product herein to make corrections, modifications , enhancements , improvements , or other changes . **Micro Commercial Components Corp .** does not assume any liability arising out of the application or use of any product described herein; neither does it convey any license under its patent rights ,nor the rights of others . The user of products in such applications shall assume all risks of such use and will agree to hold **Micro Commercial Components Corp .** and all the companies whose products are represented on our website, harmless against all damages.

LIFE SUPPORT

MCC's products are not authorized for use as critical components in life support devices or systems without the express written approval of Micro Commercial Components Corporation.

CUSTOMER AWARENESS

Counterfeiting of semiconductor parts is a growing problem in the industry. Micro Commercial Components (MCC) is taking strong measures to protect ourselves and our customers from the proliferation of counterfeit parts. MCC strongly encourages customers to purchase MCC parts either directly from MCC or from Authorized MCC Distributors who are listed by country on our web page cited below. Products customers buy either from MCC directly or from Authorized MCC Distributors are genuine parts, have full traceability, meet MCC's quality standards for handling and storage. **MCC will not provide any warranty coverage or other assistance for parts bought from Unauthorized Sources.** MCC is committed to combat this global problem and encourage our customers to do their part in stopping this practice by buying direct or from authorized distributors.

www.mccsemi.com