



Micro Commercial Components

Micro Commercial Components
 20736 Marilla Street Chatsworth
 CA 91311
 Phone: (818) 701-4933
 Fax: (818) 701-4939

Features

- Low Cost
- Low Leakage
- Low Forward Voltage Drop
- High Current Capability
- For Automotive Applications

Maximum Ratings

- Standard polarity : Case is Cathode ; Lead is Anode
 Note for positive terminal part number is as shown: PF351P
 For negative terminal add an "N" to the suffix of the part number . i.e. PF351N
- Operating Temperature: -55°C to +150°C
- Storage Temperature: -55°C to +150°C

MCC Catalog Number	Device Marking	Maximum Recurrent Peak Reverse Voltage	Maximum RMS Voltage	Maximum DC Blocking Voltage
PF351	---	50V	35V	50V
PF352	---	100V	70V	100V
PF353	---	200V	140V	200V
PF354	---	400V	280V	400V
PF355	---	600V	420V	600V

Electrical Characteristics @ 25°C Unless Otherwise Specified

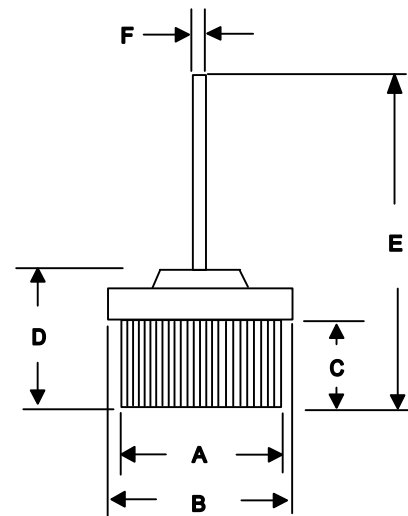
Average Forward Current	$I_{F(AV)}$	35A	$T_A = 125^\circ\text{C}$
Peak Forward Surge Current	I_{FSM}	600A	8.3ms, half sine
Maximum Instantaneous Forward Voltage	V_F	1.0V	$I_{FM} = 35\text{A}; T_J = 25^\circ\text{C}^*$
Maximum DC Reverse Current At Rated DC Blocking Voltage	I_R	5 μA 500 μA	$T_J = 25^\circ\text{C}$ $T_J = 100^\circ\text{C}$
Typical Junction Capacitance	C_J	100pF	Measured at 1.0MHz, $V_R=4.0\text{V}$

*Pulse test: Pulse width 300 μsec , Duty cycle 2%

PF351 THRU PF355

35Amp Fast Recover Rectifier 50 to 600 Volts

PRESSFIT



DIM	INCHES		MM		NOTE
	MIN	MAX	MIN	MAX	
A	0.501	0.505	12.73	12.82	
B	0.621	0.629	15.77	15.97	
C	0.224	0.232	5.70	5.90	
D	0.378	0.390	9.60	9.90	
E	1.102	-----	28.00	-----	
F	0.048	0.052	1.22	1.32	

PF351 thru PF355

Figure 1
Typical Forward Characteristics

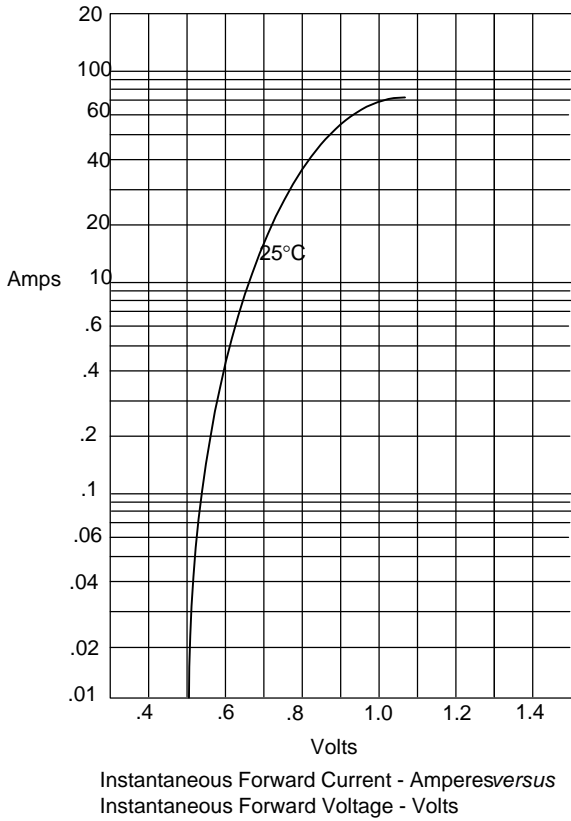


Figure 2
Forward Derating Curve

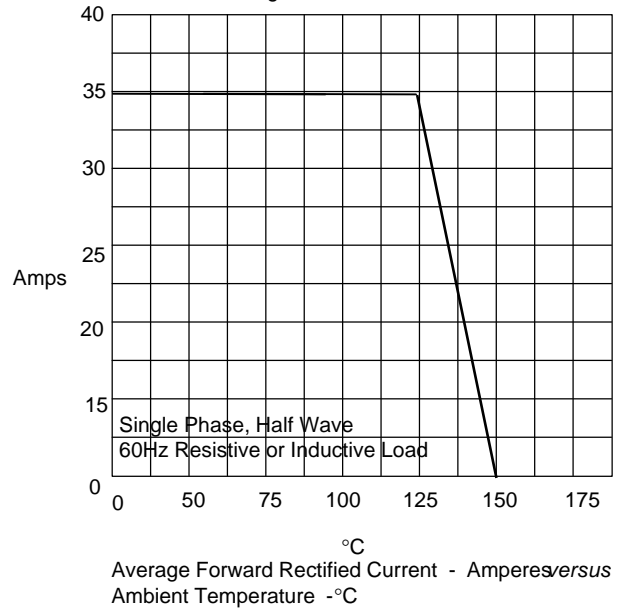


Figure 4
Peak Forward Surge Current

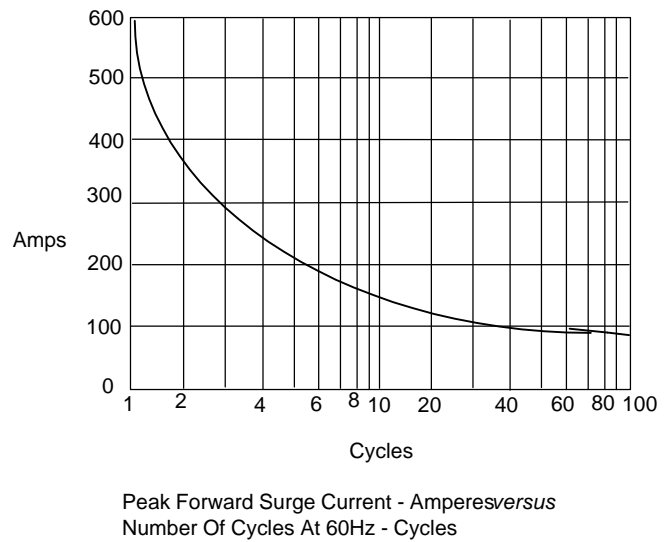


Figure 3
Junction Capacitance

