

# JYC0158

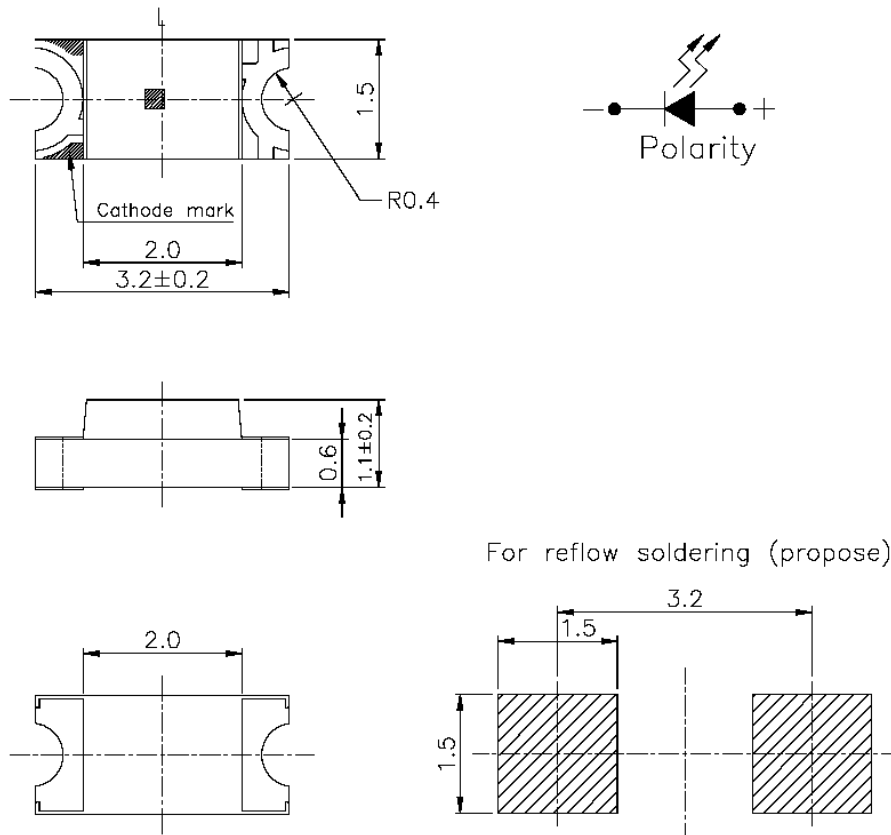
Page 1 of 3



The 0158 series lamps are miniature chip type designed for surface mounting. These lamps are of the so-called 1206 size and measure approximately 1.6 x 3.2 mm (single color).



RoHS Compliant  
Aug 2004



PART NO.	Chip		Lens Color
	Material	Emitted Color	
JYC0158	AlGaInP	Brilliant Yellow	Water Clear

\* Specifications subject to change without notice. Dimensions are in mm ±0.1 unless stated otherwise.



**Absolute Maximum Ratings at T<sub>a</sub> = 25 °C**

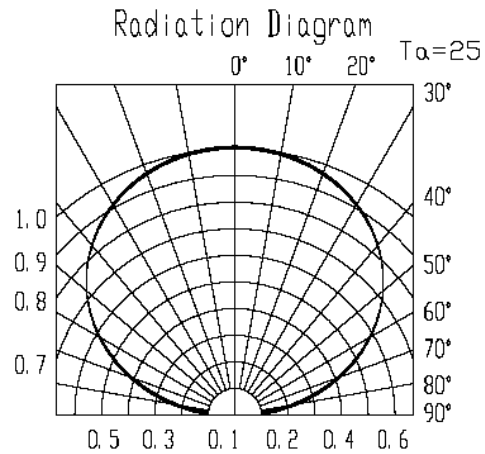
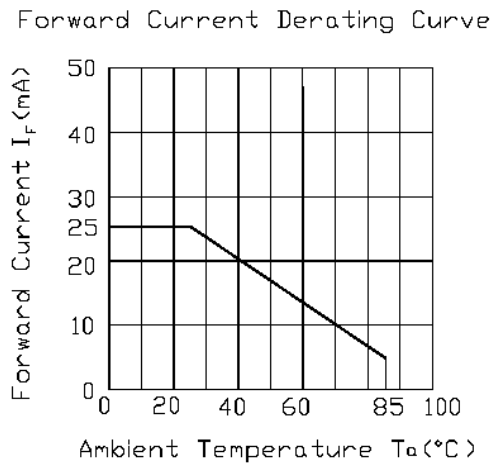
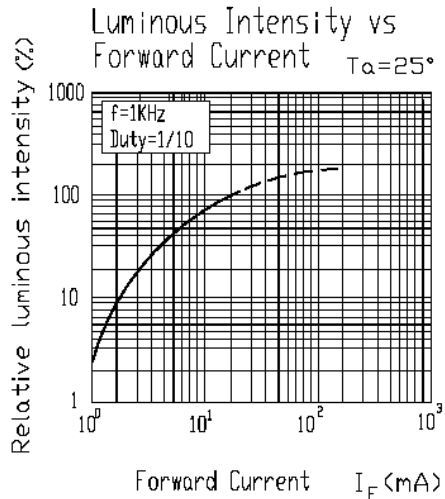
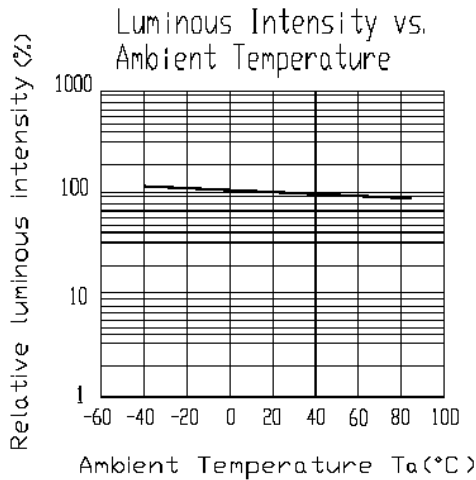
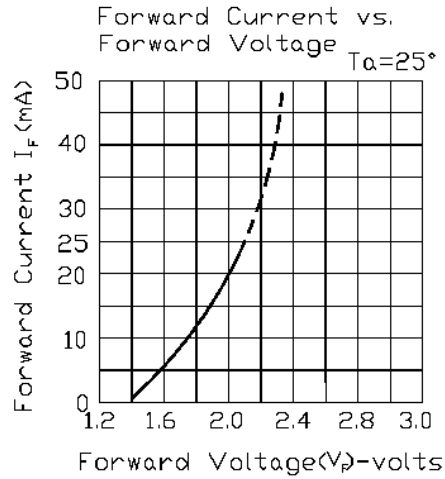
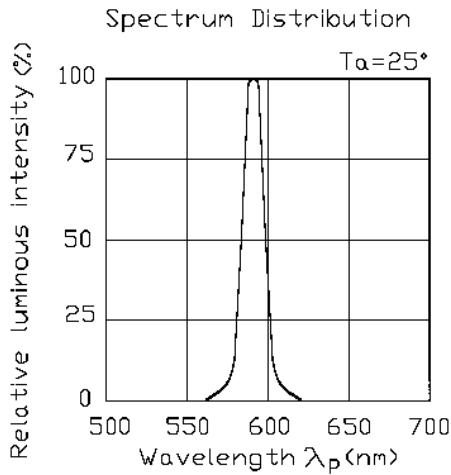
Parameter	Symbol	Rating	Units
Forward Current	I <sub>F</sub>	25	mA
Reverse Voltage	V <sub>R</sub>	5	V
Operating Temperature	T <sub>opr</sub>	-40 to +85	°C
Storage Temperature	T <sub>stg</sub>	-40 to +90	°C
Electrostatic Discharge	ESD	2000	V
Power Dissipation	P <sub>d</sub>	60	mW
Peak Forward Current (Duty 1/10 @ 1KHz)	I <sub>FP</sub>	60	mA
Soldering Temperature	T <sub>sol</sub>	Reflow Soldering: 260°C for 10 sec. Hand Soldering: 350°C for 3 sec.	

**Electronic Optical Characteristics (T<sub>a</sub> = 25 °C)**

Parameter	Symbol	Min.	Typ.	Max.	Units	Condition
Luminous Intensity	I <sub>v</sub>	15	39	—	mcd	I <sub>F</sub> = 20 mA
Viewing Angle	2θ <sub>1/2</sub>	—	130	—	deg	I <sub>F</sub> = 20 mA
Peak Wavelength	λ <sub>p</sub>	—	591	—	nm	I <sub>F</sub> = 20 mA
Dominant Wavelength	λ <sub>d</sub>	—	589	—	nm	I <sub>F</sub> = 20 mA
Spectrum Radiation Bandwidth	Δλ	—	15	—	nm	I <sub>F</sub> = 20 mA
Forward Voltage	V <sub>F</sub>	1.7	2.0	2.4	V	I <sub>F</sub> = 20 mA
Reverse Current	I <sub>R</sub>	—	—	10	μA	V <sub>R</sub> = 5 V

\* Specifications subject to change without notice. Dimensions are in mm ±0.1 unless stated otherwise.

**Typical Electro-Optical Characteristics Curves:**



\* Specifications subject to change without notice. Dimensions are in mm  $\pm 0.1$  unless stated otherwise.